

Subject to Completion, Dated October 10, 2013

PRELIMINARY PROSPECTUS SUPPLEMENT
(to Prospectus dated March 1, 2013)

This preliminary prospectus supplement relates to an effective registration statement under the Securities Act of 1933, as amended, but the information in this preliminary prospectus supplement is not complete and may be changed. This preliminary prospectus supplement and the accompanying prospectus are not an offer to sell and are not soliciting an offer to buy these securities in any jurisdiction where the offer and sale is not permitted.

6,000,000 Shares

New Mountain Finance Corporation

Common Stock

New Mountain Finance Corporation ("NMFC") is a holding company with no direct operations of its own, and its only business and sole asset is its ownership of common membership units of New Mountain Finance Holdings, L.L.C. (the "Operating Company"). The Operating Company is an externally managed business development company managed by New Mountain Finance Advisers BDC, L.L.C. and is the operating company for NMFC's business. NMFC and the Operating Company each have elected to be treated as a business development company under the Investment Company Act of 1940. The Operating Company's investment objective is to generate current income and capital appreciation through the sourcing and origination of debt securities at all levels of the capital structure, including first and second lien debt, notes, bonds and mezzanine securities. Prior to this offering, NMFC owned approximately 85.3% of the common membership units of the Operating Company and New Mountain Finance AIV Holdings Corporation owned approximately 14.7% of the common membership units of the Operating Company.

We are offering for sale 3,000,000 shares of NMFC's common stock and the selling stockholder named in this prospectus supplement is offering for sale an additional 3,000,000 shares of NMFC's common stock. See "Selling Stockholder". The selling stockholder has granted the underwriters a 30-day option to purchase up to 900,000 additional shares of NMFC's common stock at the public offering price, less the underwriting discounts and commissions. We will only receive proceeds from the sale of shares of NMFC's common stock offered by us and we will not receive any proceeds from the sale of shares of NMFC's common stock offered by the selling stockholder, including pursuant to any exercise by the underwriters of their option to purchase additional shares.

NMFC's common stock is listed on the New York Stock Exchange under the symbol "NMFC". On October 9, 2013, the last reported sales price on the New York Stock Exchange for NMFC's common stock was \$14.37 per share.

An investment in NMFC's common stock is very risky and highly speculative. Shares of closed-end investment companies, including business development companies, frequently trade at a discount to their net asset value. In addition, the companies in which NMFC invests, through the Operating Company, are subject to special risks. See "Risk Factors" beginning on page S-26 of this prospectus supplement and page 23 of the accompanying prospectus to read about factors you should consider, including the risk of leverage, before investing in NMFC's common stock.

This prospectus supplement and the accompanying prospectus contain important information about NMFC and the Operating Company that a prospective investor should know before investing in NMFC's common stock. Please read this prospectus supplement and the accompanying prospectus before investing and keep it for future reference. NMFC and the Operating Company file annual, quarterly and current reports, proxy statements and other information with the Securities and Exchange Commission (<http://www.sec.gov>), which is available free of charge by contacting NMFC by mail at 787 Seventh Avenue, 48th Floor, New York, New York 10019 or on our website at <http://www.newmountainfinance.com>. Information contained on our website is not incorporated by reference into this prospectus supplement or the accompanying prospectus, and you should not consider that information to be part of this prospectus supplement or the accompanying prospectus.

Neither the Securities and Exchange Commission nor any state securities commission has approved or disapproved of these securities, or determined if this prospectus supplement or the accompanying prospectus is truthful or complete. Any representation to the contrary is a criminal offense.

| | Per Share | Total(2) |
|--|-----------|----------|
| Public Offering Price | \$ | \$ |
| Sales Load paid by us (Underwriting Discounts and Commissions)(1)(3) | \$ | \$ |
| Proceeds to us (before expenses)(1) | \$ | \$ |
| Sales Load paid by the selling stockholder (Underwriting Discounts and Commissions)(1) | \$ | \$ |
| Proceeds to selling stockholder (before expenses)(1) | \$ | \$ |

- (1) New Mountain Finance Advisers BDC, L.L.C. (the "Investment Adviser") has agreed to bear an additional \$ _____ or \$ _____ per share, of sales load only in connection with the shares of NMFC's common stock offered by NMFC and the Operating Company (and not the selling stockholder) in this offering, which is not reflected in the above table. The allocable portion of the expenses relating to the shares of NMFC's common stock offered by us in this offering, including the sales load not being borne by the Investment Adviser, will be borne by the Operating Company. The Operating Company will incur approximately \$102,933 of estimated expenses, excluding the sales load and the offering expenses to be incurred by the selling stockholder, relating to the shares of NMFC's common stock offered by us in this offering. Existing stockholders of NMFC will, and purchasers in this offering would, indirectly bear such expenses, including the sales load not being borne by the Investment Adviser, through NMFC's ownership of common membership units of the Operating Company. The selling stockholder will incur the allocable portion of the offering expenses, including sales load, relating to the shares of NMFC's common stock offered by the selling stockholder in this offering.
- (2) To the extent that the underwriters sell more than 6,000,000 shares of NMFC's common stock, the underwriters have the option to purchase up to an additional 900,000 shares of NMFC's common stock from the selling stockholder at the public offering price, less the sales load, within 30 days of the date of this prospectus supplement. If the underwriters exercise this option in full, the total public offering price, sales load and proceeds to the selling stockholder will be \$ _____, and \$ _____, respectively. We will not receive any proceeds from the offering of additional shares. All underwriting discounts and commissions (sales load) relating to the offering of additional shares will be borne by the selling stockholder identified in this prospectus supplement. See "Underwriting".
- (3) See "Underwriting" for details of compensation to be received by the underwriters.

The underwriters expect to deliver the shares against payment in New York, New York on or about _____, 2013.

Goldman, Sachs & Co.

Wells Fargo Securities

Morgan Stanley

Co-Lead Managers

Baird

Keefe, Bruyette & Woods

A Stifel Company

BB&T Capital Markets

Co-Managers

Janney Montgomery Scott

Oppenheimer & Co.

Prospectus Supplement dated _____, 2013

TABLE OF CONTENTS

PROSPECTUS SUPPLEMENT

| | |
|---|----------------------|
| ABOUT THIS PROSPECTUS SUPPLEMENT | S-i |
| PROSPECTUS SUPPLEMENT SUMMARY | S-1 |
| THE OFFERING | S-12 |
| FEES AND EXPENSES | S-18 |
| SELECTED FINANCIAL AND OTHER DATA | S-21 |
| SELECTED QUARTERLY FINANCIAL DATA | S-24 |
| RISK FACTORS | S-26 |
| CAUTIONARY STATEMENT REGARDING FORWARD-LOOKING STATEMENTS | S-31 |
| CAPITALIZATION | S-33 |
| USE OF PROCEEDS | S-34 |
| PRICE RANGE OF COMMON STOCK AND DISTRIBUTIONS | S-35 |
| MANAGEMENT'S DISCUSSION AND ANALYSIS OF FINANCIAL CONDITION AND RESULTS OF OPERATIONS | S-38 |
| SENIOR SECURITIES | S-66 |
| SELLING STOCKHOLDER | S-67 |
| UNDERWRITING | S-68 |
| LEGAL MATTERS | S-74 |
| INDEPENDENT REGISTERED PUBLIC ACCOUNTING FIRM | S-74 |
| AVAILABLE INFORMATION | S-74 |
| INDEX TO FINANCIAL STATEMENTS | S-76 |

PROSPECTUS

| | |
|---|---------------------|
| PROSPECTUS SUMMARY | 1 |
| THE OFFERING | 11 |
| FEES AND EXPENSES | 16 |
| SELECTED FINANCIAL AND OTHER DATA | 19 |
| SELECTED QUARTERLY FINANCIAL DATA | 22 |
| RISK FACTORS | 23 |
| CAUTIONARY STATEMENT REGARDING FORWARD-LOOKING STATEMENTS | 57 |
| USE OF PROCEEDS | 58 |
| PRICE RANGE OF COMMON STOCK AND DISTRIBUTIONS | 59 |
| MANAGEMENT'S DISCUSSION AND ANALYSIS OF FINANCIAL CONDITION AND RESULTS OF OPERATIONS | 62 |
| SENIOR SECURITIES | 91 |
| BUSINESS | 92 |
| PORTFOLIO COMPANIES | 107 |
| MANAGEMENT | 114 |
| PORTFOLIO MANAGEMENT | 125 |
| INVESTMENT MANAGEMENT AGREEMENT | 127 |
| ADMINISTRATION AGREEMENT | 135 |
| LICENSE AGREEMENT | 135 |
| CERTAIN RELATIONSHIPS AND RELATED TRANSACTIONS | 136 |
| CONTROL PERSONS AND PRINCIPAL STOCKHOLDERS | 139 |
| SELLING STOCKHOLDERS | 142 |
| DETERMINATION OF NET ASSET VALUE | 144 |
| DIVIDEND REINVESTMENT PLAN | 147 |
| DESCRIPTION OF NMFC'S CAPITAL STOCK | 149 |
| DESCRIPTION OF STRUCTURE-RELATED AGREEMENTS | 153 |
| SHARES ELIGIBLE FOR FUTURE SALE | 160 |
| MATERIAL FEDERAL INCOME TAX CONSIDERATIONS | 161 |

| | |
|---|---------------------|
| REGULATION | 178 |
| PLAN OF DISTRIBUTION | 184 |
| SAFEKEEPING AGENT, TRANSFER AND DISTRIBUTION PAYING AGENT AND REGISTRAR | 186 |
| BROKERAGE ALLOCATION AND OTHER PRACTICES | 186 |
| LEGAL MATTERS | 186 |
| INDEPENDENT REGISTERED PUBLIC ACCOUNTING FIRM | 186 |
| AVAILABLE INFORMATION | 187 |
| PRIVACY NOTICE | 187 |
| INDEX TO FINANCIAL STATEMENTS | F-1 |

ABOUT THIS PROSPECTUS SUPPLEMENT

You should rely only on the information contained in this prospectus supplement and the accompanying prospectus. Neither we nor the underwriters have authorized any other person to provide you with different information from that contained in this prospectus supplement or the accompanying prospectus. If anyone provides you with different or inconsistent information, you should not rely on it. This prospectus supplement and the accompanying prospectus do not constitute an offer to sell, or a solicitation of an offer to buy, any shares of our common stock by any person in any jurisdiction where it is unlawful for that person to make such an offer or solicitation or to any person in any jurisdiction to whom it is unlawful to make such an offer or solicitation. The information contained in this prospectus supplement and the accompanying prospectus is complete and accurate only as of their respective dates, regardless of the time of their delivery or sale of our common stock. This prospectus supplement supersedes the accompanying prospectus to the extent it contains information different from or additional to the information in that prospectus.

This document is in two parts. The first part is this prospectus supplement, which describes the terms of this offering of common stock and also adds to and updates information contained in the accompanying prospectus. The second part is the accompanying prospectus, which gives more general information and disclosure. To the extent the information contained in this prospectus supplement differs from the information contained in the accompanying prospectus, the information in this prospectus supplement shall control. Please carefully read this prospectus supplement and the accompanying prospectus together with any exhibits and the additional information described under "Available Information" and in the "Prospectus Supplement Summary" and "Risk Factors" sections before you make an investment decision.

PROSPECTUS SUPPLEMENT SUMMARY

This summary highlights some of the information in this prospectus supplement and the accompanying prospectus. It is not complete and may not contain all of the information that you may want to consider. You should read carefully the more detailed information set forth under "Risk Factors" and the other information included in this prospectus supplement and the accompanying prospectus.

In this prospectus supplement, unless the context otherwise requires, references to:

- *"NMFC" refers to New Mountain Finance Corporation, a Delaware corporation, which was incorporated on June 29, 2010 in preparation for the initial public offering;*
- *"NMF SLF" refers to New Mountain Finance SPV Funding, L.L.C.;*
- *"Operating Company" refers to New Mountain Finance Holdings, L.L.C., a Delaware limited liability company, which is the operating company for our business. References to the Operating Company include New Mountain Finance Holdings, L.L.C.'s wholly-owned subsidiary, NMF SLF, unless the context otherwise requires. References to the Operating Company exclude NMF SLF when referencing the Operating Company's common membership units, board of directors, and credit facility or leverage;*
- *"Guardian AIV" refers to New Mountain Guardian AIV, L.P.;*
- *"AIV Holdings" refers to New Mountain Finance AIV Holdings Corporation, a Delaware corporation which was incorporated on March 11, 2011, of which Guardian AIV is the sole stockholder;*
- *"New Mountain Finance Entities", "we", "us" and "our" refer to NMFC, the Operating Company and AIV Holdings, collectively; except for references to the registration statement of which this prospectus forms a part and the offering of securities thereunder, in which case references to "we", "us" and "our" refer to NMFC and the Operating Company only.*
- *"Investment Adviser" refers to New Mountain Finance Advisers BDC, L.L.C., the Operating Company's investment adviser;*
- *"Administrator" refers to the New Mountain Finance Entities' administrator, New Mountain Finance Administration, L.L.C.;*
- *"New Mountain Capital" refers to New Mountain Capital Group, L.L.C. and its affiliates;*
- *"Predecessor Entities" refers to New Mountain Guardian (Leveraged), L.L.C. and New Mountain Guardian Partners, L.P., together with their respective direct and indirect wholly-owned subsidiaries prior to the initial public offering;*
- *"Holdings Credit Facility" refers to the Operating Company's Amended and Restated Loan and Security Agreement with Wells Fargo Bank, National Association, dated May 19, 2011, as amended;*
- *"SLF Credit Facility" refers to NMF SLF's Loan and Security Agreement with Wells Fargo Bank, National Association, dated October 27, 2010, as amended; and*
- *"Credit Facilities" refers to the Holding Credit Facility and the SLF Credit Facility, collectively.*

Overview

The Operating Company is a Delaware limited liability company. The Operating Company is externally managed and has elected to be treated as a business development company ("BDC") under the Investment Company Act of 1940, as amended (the "1940 Act"). As such, the Operating Company is obligated to comply with certain regulatory requirements. The Operating Company intends to be treated as a partnership for federal income tax purposes for so long as it has at least two members.

The Operating Company is externally managed by the Investment Adviser. The Administrator provides the administrative services necessary for operations. The Investment Adviser and Administrator are wholly-owned subsidiaries of New Mountain Capital. New Mountain Capital is a firm with a track record of investing in the middle market and with assets under management (which includes amounts committed, not all of which have been drawn down and invested to date) totaling more than \$9.0 billion as of June 30, 2013. New Mountain Capital focuses on investing in defensive growth companies across its private equity, public equity, and credit investment vehicles. The Operating Company, formerly known as New Mountain Guardian (Leveraged), L.L.C., was originally formed as a subsidiary of Guardian AIV by New Mountain Capital in October 2008. Guardian AIV was formed through an allocation of approximately \$300.0 million of the \$5.1 billion of commitments supporting New Mountain Partners III, L.P., a private equity fund managed by New Mountain Capital. In February 2009, New Mountain Capital formed a co-investment vehicle, New Mountain Guardian Partners, L.P., comprising \$20.4 million of commitments.

NMFC is a Delaware corporation that was originally incorporated on June 29, 2010. NMFC is a closed-end, non-diversified management investment company that has elected to be treated as a BDC under the 1940 Act. As such, NMFC is obligated to comply with certain regulatory requirements. NMFC has elected to be treated, and intends to comply with the requirements to continue to qualify annually, as a regulated investment company ("RIC") under Subchapter M of the Internal Revenue Code of 1986, as amended, (the "Code").

AIV Holdings is a Delaware corporation that was originally incorporated on March 11, 2011. Guardian AIV, a Delaware limited partnership, is AIV Holdings' sole stockholder. AIV Holdings is a closed-end, non-diversified management investment company that has elected to be treated as a BDC under the 1940 Act. As such, AIV Holdings is obligated to comply with certain regulatory requirements. AIV Holdings has elected to be treated, and intends to comply with the requirements to continue to qualify annually, as a RIC under the Code.

On May 19, 2011, NMFC priced its initial public offering (the "IPO") of 7,272,727 shares of common stock at a public offering price of \$13.75 per share. Concurrently with the closing of the IPO and at the public offering price of \$13.75 per share, NMFC sold an additional 2,172,000 shares of its common stock to certain executives and employees of, and other individuals affiliated with, New Mountain Capital in a concurrent private placement (the "Concurrent Private Placement"). Additionally, 1,252,964 shares were issued to the partners of New Mountain Guardian Partners, L.P. at that time for their ownership interest in the Predecessor Entities. In connection with NMFC's IPO and through a series of transactions, the Operating Company owns all of the operations of the Predecessor Entities, including all of the assets and liabilities related to such operations.

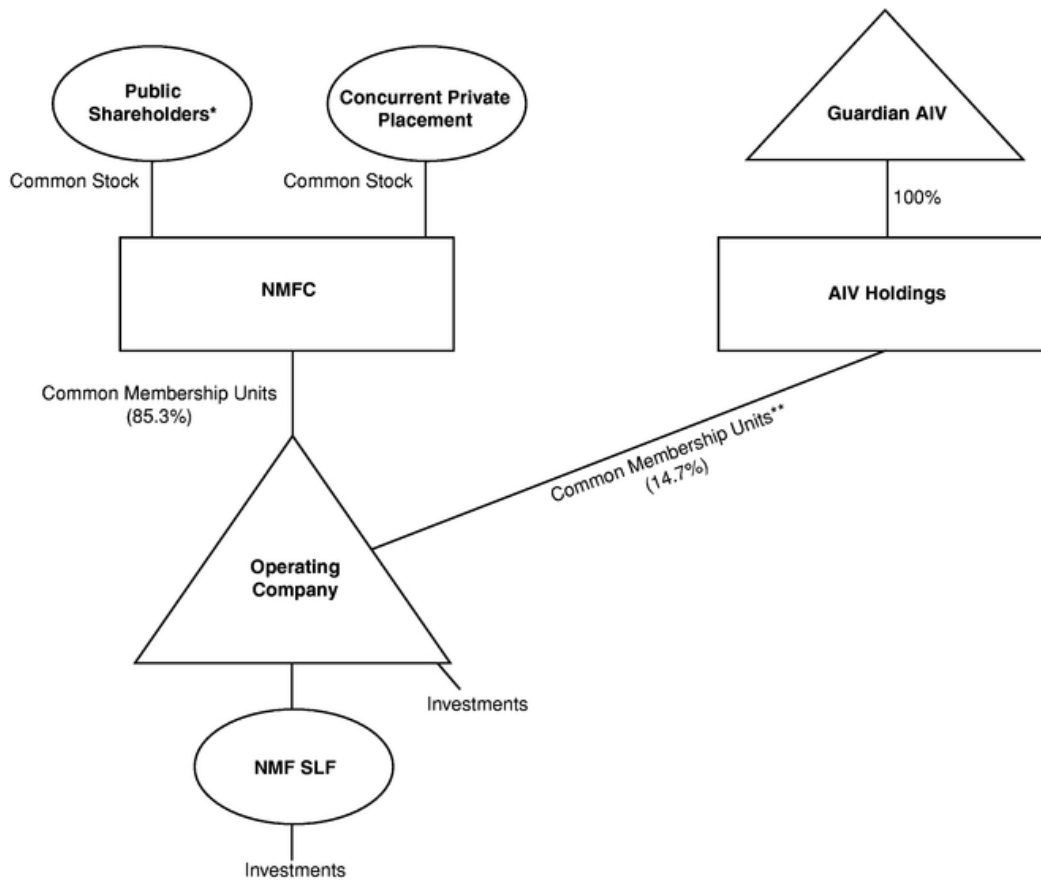
NMFC and AIV Holdings are holding companies with no direct operations of their own, and their sole asset is their ownership in the Operating Company. NMFC and AIV Holdings each entered into a joinder agreement with respect to the Limited Liability Company Agreement, as amended and restated, of the Operating Company, pursuant to which NMFC and AIV Holdings were admitted as members of the Operating Company. NMFC acquired from the Operating Company, with the gross proceeds of the IPO and the Concurrent Private Placement, common membership units ("units") of the Operating Company (the number of units are equal to the number of shares of NMFC's

common stock sold in the IPO and the Concurrent Private Placement). Additionally, NMFC received units of the Operating Company equal to the number of shares of common stock of NMFC issued to the partners of New Mountain Guardian Partners, L.P. Guardian AIV was the parent of the Operating Company prior to the IPO and, as a result of the transactions completed in connection with the IPO, obtained units in the Operating Company. Guardian AIV contributed its units in the Operating Company to its newly formed subsidiary, AIV Holdings, in exchange for common stock of AIV Holdings. AIV Holdings has the right to exchange all or any portion of its units in the Operating Company for shares of NMFC's common stock on a one-for-one basis at any time.

Since NMFC's IPO, and through June 30, 2013, NMFC raised \$190.4 million in net proceeds from additional offerings of common stock and issued shares valued at \$193.7 million to AIV Holdings for exchanged units. NMFC acquired from the Operating Company units of the Operating Company equal to the number of shares of NMFC's common stock sold in the additional offerings.

The current structure was designed to generally prevent NMFC and its stockholders from being allocated taxable income with respect to unrecognized gains that existed at the time of the IPO in the Predecessor Entities' assets, and rather such amounts would be allocated generally to AIV Holdings and its stockholders. The result is that any distributions made to NMFC's stockholders that are attributable to such gains generally will not be treated as taxable dividends but rather as return of capital. See "Material Federal Income Tax Considerations" included in the accompanying prospectus.

The diagram below depicts the New Mountain Finance Entities' current organizational structure as of September 30, 2013.



* Includes partners of New Mountain Guardian Partners, L.P.

** These common membership units are exchangeable into shares of NMFC common stock on a one-for-one basis.

The Operating Company's investment objective is to generate current income and capital appreciation through the sourcing and origination of debt securities at all levels of the capital structure, including first and second lien debt, notes, bonds and mezzanine securities. In some cases, the Operating Company's investments may also include equity interests. The primary focus is in the debt of defensive growth companies, which are defined as generally exhibiting the following characteristics: (i) sustainable secular growth drivers, (ii) high barriers to competitive entry, (iii) high free cash flow after capital expenditure and working capital needs, (iv) high returns on assets and (v) niche market dominance.

As of June 30, 2013, the Operating Company's net asset value was \$640.3 million and its portfolio had a fair value of approximately \$1,059.0 million in 59 portfolio companies, with a weighted average yield to maturity of approximately 10.3%. This yield to maturity calculation assumes that all investments not on non-accrual are purchased at fair value on June 30, 2013 and

held until their respective maturities with no prepayments or losses and exited at par at maturity. The actual yield to maturity may be higher or lower due to the future selection of the London Interbank Offered Rate ("LIBOR") contracts by the individual companies in the Operating Company's portfolio or other factors.

The Investment Adviser

The Investment Adviser, a wholly-owned subsidiary of New Mountain Capital, manages the Operating Company's day-to-day operations and provides it with investment advisory and management services. In particular, the Investment Adviser is responsible for identifying attractive investment opportunities, conducting research and due diligence on prospective investments, structuring the Operating Company's investments and monitoring and servicing the Operating Company's investments. We currently do not have, and do not intend to have, any employees. As of June 30, 2013, the Investment Adviser was supported by approximately 100 staff members of New Mountain Capital, including 59 investment professionals.

The Investment Adviser is managed by a five member investment committee (the "Investment Committee"), which is responsible for approving purchases and sales of the Operating Company's investments above \$5.0 million in aggregate by issuer. The Investment Committee currently consists of Steven B. Klinsky, Robert A. Hamwee, Adam Collins, Douglas Londal and John Kline. The Investment Committee is responsible for approving all of the Operating Company's investment purchases above \$5.0 million. The Investment Committee also monitors investments in the Operating Company's portfolio and approves all asset dispositions above \$5.0 million. Purchases and dispositions below \$5.0 million may be approved by the Operating Company's Chief Executive Officer. These approval thresholds are subject to change over time. We expect to benefit from the extensive and varied relevant experience of the investment professionals serving on the Investment Committee, which includes expertise in private equity, primary and secondary leveraged credit, private mezzanine finance and distressed debt.

Recent Developments

Preliminary Estimates of Net Asset Value and Adjusted Net Investment Income

Set forth below is a preliminary estimate of our net asset value per share as of October 10, 2013 and a preliminary estimate of our adjusted net investment income per share range for the three months ended September 30, 2013. The following estimates are not a comprehensive statement of our financial condition or results for the period from December 31, 2012 through September 30, 2013. We advise you that our actual results for the three and nine months ended September 30, 2013 may differ materially from these estimates, which are given only as of the date of this prospectus supplement, as a result of the completion of our financial closing procedures, final adjustments and other developments, including changes in interest rates or changes in the businesses to whom we have made loans, which may arise between now and the time that our financial results for the three and nine months ended September 30, 2013 are finalized. In addition, our board of directors has not yet determined the fair value of our investment portfolio as of September 30, 2013, which could have a material impact on our actual net asset value per share as of September 30, 2013. This information is therefore inherently uncertain.

As of the date of this prospectus supplement, we currently believe that the Operating Company will meet the adjusted net investment income per share estimate of between \$0.33 and \$0.35 for the three months ended September 30, 2013, which was previously announced on our quarterly earnings call held on August 8, 2013.

As of the date of this prospectus supplement, we estimate that our net asset value per share as of October 10, 2013 is approximately \$14.34.

The preliminary financial estimates provided herein have been prepared by, and are the responsibility of, management. Deloitte & Touche LLP, our independent registered public accounting firm, has not audited, reviewed, compiled, or performed any procedures with respect to the accompanying preliminary financial data. Accordingly, Deloitte & Touche LLP does not express an opinion or any form of assurance with respect thereto.

Competitive Advantages

We believe that we have the following competitive advantages over other capital providers to middle market companies:

Proven and Differentiated Investment Style With Areas of Deep Industry Knowledge

In making its investment decisions, the Investment Adviser applies New Mountain Capital's long-standing, consistent investment approach that has been in place since its founding more than 10 years ago. We focus on companies in less well followed defensive growth niches of the middle market space where we believe few debt funds have built equivalent research and operational size and scale.

We benefit directly from New Mountain Capital's private equity investment strategy that seeks to identify attractive investment sectors from the top down and then works to become a well positioned investor in these sectors. New Mountain Capital focuses on companies and industries with sustainable strengths in all economic cycles, particularly ones that are defensive in nature, that are non-cyclical and can maintain pricing power in the midst of a recessionary and/or inflationary environment. New Mountain Capital focuses on companies within sectors in which it has significant expertise (examples include federal services, software, education, niche healthcare, business services, energy and logistics) while typically avoiding investments in companies with products or services that serve markets that are highly cyclical, have the potential for long-term decline, are overly-dependent on consumer demand or are commodity-like in nature.

In making its investment decisions, the Investment Adviser has adopted the approach of New Mountain Capital, which is based on three primary investment principles:

1. A generalist approach, combined with proactive pursuit of the highest quality opportunities within carefully selected industries, identified via an intensive and structured ongoing research process;
2. Emphasis on strong downside protection and strict risk controls; and
3. Continued search for superior risk adjusted returns, combined with timely, intelligent exits and outstanding return performance.

Experienced Management Team and Established Platform

The Investment Adviser's team members have extensive experience in the leveraged lending space. Steven B. Klinsky, New Mountain Capital's Founder, Chief Executive Officer and Managing Director and Chairman of the board of directors of the New Mountain Finance Entities, was a general partner of Forstmann Little & Co., a manager of debt and equity funds totaling multiple billions of dollars in the 1980s and 1990s. He was also a co-founder of Goldman, Sachs & Co.'s Leverage Buyout Group in the period from 1981 to 1984. Robert A. Hamwee, Chief Executive Officer and President of the New Mountain Finance Entities and Managing Director of New Mountain Capital, was formerly President of GSC Group, Inc. ("GSC"), where he was the portfolio manager of GSC's distressed debt funds and led the development of GSC's CLOs. Douglas Londal, Managing Director of New Mountain Capital, was previously co-head of Goldman, Sachs & Co.'s United States ("U.S.") mezzanine debt team. John Kline, Chief Operating Officer and Executive Vice

President of the New Mountain Finance Entities and Managing Director of New Mountain Capital, worked at GSC as an investment analyst and trader for GSC's control distressed and corporate credit funds and at Goldman, Sachs & Co. in the Credit Risk Management and Advisory Group.

Many of the debt investments that the Operating Company has made to date have been in the same companies with which New Mountain Capital has already conducted months of intensive acquisition due diligence related to potential private equity investments. We believe that private equity underwriting due diligence is usually more robust than typical due diligence for loan underwriting. In its underwriting of debt investments, the Investment Adviser is able to utilize the research and hands-on operating experience that New Mountain Capital's private equity underwriting teams possess regarding the individual companies and industries. Business and industry due diligence is led by a team of investment professionals of the Investment Adviser that generally consists of three to seven individuals, typically based on their relevant company and/or industry specific knowledge. Additionally, the Investment Adviser is also able to utilize its relationships with operating management teams and other private equity sponsors. We believe this differentiates us from many of our competitors.

Significant Sourcing Capabilities and Relationships

We believe the Investment Adviser's ability to source attractive investment opportunities is greatly aided by both New Mountain Capital's historical and current reviews of private equity opportunities in the business segments we target. To date, a significant majority of the investments that the Operating Company has made are in the debt of companies and industry sectors that were first identified and reviewed in connection with New Mountain Capital's private equity efforts, and the majority of our current pipeline reflects this as well. Furthermore, the Investment Adviser's investment professionals have deep and longstanding relationships in both the private equity sponsor community and the lending/agency community which they have and will continue to utilize to generate investment opportunities.

Risk Management through Various Cycles

New Mountain Capital has emphasized tight control of risk since its inception and long before the recent global financial distress began. To date, New Mountain Capital has never experienced a bankruptcy of any of its portfolio companies in its private equity efforts or with respect to the Predecessor Entities' business. The Investment Adviser seeks to emphasize tight control of risk with our investments in several important ways, consistent with New Mountain Capital's historical approach. In particular, the Investment Adviser:

- Emphasizes the origination or purchase of debt in what the Investment Adviser believes are defensive growth companies, which are less likely to be dependent on macro-economic cycles;
- Targets investments in companies that are preeminent market leaders in their own industries, and when possible, investments in companies that have strong management teams whose skills are difficult for competitors to acquire or reproduce; and
- Emphasizes capital structure seniority in the Investment Adviser's underwriting process.

Access to Non Mark to Market, Seasoned Leverage Facilities

The amounts available under the Credit Facilities are generally not subject to reduction as a result of mark to market fluctuations in the Operating Company's portfolio investments. For a detailed discussion of the Credit Facilities, see "Management's Discussion and Analysis of Financial Conditions and Results of Operations — Liquidity and Capital Resources".

Market Opportunity

We believe that the size of the market for investments that we target, coupled with the demands of middle market companies for flexible sources of capital at competitive terms and rates, create an attractive investment environment for us.

- *The leverage finance market has a high level of financing needs over the next several years due to significant bank debt maturities.* We believe that the large dollar volume of loans that need to be refinanced will present attractive opportunities to invest capital in a manner consistent with our stated objectives.
- *Middle market companies continue to face difficulties in accessing the capital markets.* We believe opportunities to serve the middle market will continue to exist. While many middle market companies were formerly able to raise funds by issuing high-yield bonds, we believe this approach to financing has become more difficult in recent years as institutional investors have sought to invest in larger, more liquid offerings. In addition, many private finance companies and hedge funds have reduced their middle market lending activities due to decreased availability of their own financing.
- *Consolidation among commercial banks has reduced the focus on middle market lending.* We believe that many traditional bank lenders to middle market businesses have either exited or de-emphasized their service and product offerings in the middle market. These traditional lenders have instead focused on lending and providing other services to large corporate clients. We believe this has resulted in fewer key players and the reduced availability of debt capital to the companies we target.
- *Attractive pricing.* Reduced access to, and availability of, debt capital typically increases the interest rates, or pricing, of loans for middle market lenders. Recent primary debt transactions in this market often include upfront fees, prepayment protections and, in some cases, warrants to purchase common stock, all of which should enhance the profitability of new loans to lenders.
- *Conservative deal structures.* As a result of the credit crisis, many lenders are requiring larger equity contributions from financial sponsors. Larger equity contributions create an enhanced margin of safety for lenders because leverage is a lower percentage of the implied enterprise value of the company.
- *Large pool of uninvested private equity capital available for new buyouts.* We expect that private equity firms will continue to pursue acquisitions and will seek to leverage their equity investments with mezzanine loans and/or senior loans (including traditional first and second lien, as well as unitranche loans) provided by companies such as ours.

Operating and Regulatory Structure

NMFC and the Operating Company are closed-end, non-diversified management investment companies that have elected to be treated as BDCs under the 1940 Act and are required to maintain an asset coverage ratio, as defined in the 1940 Act, of at least 200.0%. NMFC has no material long-term liabilities itself and its only business and sole asset is its ownership of units of the Operating Company. As a result, NMFC looks to the Operating Company's assets for purposes of satisfying the requirements under the 1940 Act otherwise applicable to NMFC. See "Regulation" in the accompanying prospectus. The Operating Company and NMF SLF have long term liabilities related to the Credit Facilities.

NMFC has elected to be treated, and intends to comply with the requirements to continue to qualify annually, as a RIC under Subchapter M of the Code. See "Material Federal Income Tax

Considerations". As a RIC, NMFC generally will not have to pay corporate-level federal income taxes on any net ordinary income or capital gains that it timely distributes to its stockholders as dividends if it meets certain source-of-income, distribution and asset diversification requirements. The Operating Company intends to make distributions to its unit holders that will be sufficient to enable NMFC to pay quarterly distributions to its stockholders and to maintain its status as a RIC. NMFC intends to distribute to its stockholders substantially all of its annual taxable income, except that it may retain certain net capital gains for reinvestment in units of the Operating Company.

Risks

An investment in NMFC's common stock involves risk, including the risk of leverage and the risk that our operating policies and strategies may change without prior notice to NMFC stockholders or prior stockholder approval. See "Risk Factors" and the other information included in this prospectus supplement and the accompanying prospectus for a discussion of factors you should carefully consider before deciding to invest in shares of NMFC's common stock. The value of the Operating Company's assets, as well as the market price of NMFC's shares, will fluctuate. Our investments may be risky, and you may lose all or part of your investment in NMFC. Investing in NMFC involves other risks, including the following:

- We have a limited operating history;
- The Operating Company may suffer credit losses;
- The Operating Company does not expect to replicate the Predecessor Entities' historical performance or the historical performance of other entities managed or supported by New Mountain Capital;
- There is uncertainty as to the value of the Operating Company's portfolio investments because most of its investments are, and may continue to be in private companies and recorded at fair value. In addition, because NMFC is a holding company, the fair values of the Operating Company's investments are determined by the Operating Company's board of directors in accordance with the Operating Company's valuation policy;
- The Operating Company's ability to achieve its investment objective depends on key investment personnel of the Investment Adviser. If the Investment Adviser were to lose any of its key investment personnel, the Operating Company's ability to achieve its investment objective could be significantly harmed;
- The Investment Adviser has limited experience managing a BDC or a RIC, which could adversely affect our business;
- The Operating Company operates in a highly competitive market for investment opportunities and may not be able to compete effectively;
- Our business, results of operations and financial condition depends on the Operating Company's ability to manage future growth effectively;
- The Operating Company borrows money, which could magnify the potential for gain or loss on amounts invested in us and increase the risk of investing in us;
- Changes in interest rates may affect the Operating Company's cost of capital and net investment income;
- Regulations governing the operations of BDCs will affect our ability to raise additional equity capital as well as our ability to issue senior securities or borrow for investment purposes, any or all of which could have a negative effect on our investment objectives and strategies;

- We may experience fluctuations in our annual and quarterly results due to the nature of our business;
- The Operating Company's board of directors may change its investment objective, operating policies and strategies without prior notice or member approval, the effects of which may be adverse to your interest as a stockholder;
- NMFC will be subject to corporate-level federal income tax on all of its income if it is unable to maintain RIC status under Subchapter M of the Code, which would have a material adverse effect on its financial performance;
- NMFC may not be able to pay you distributions on its common stock, its distributions to you may not grow over time and a portion of its distributions to you may be a return of capital for federal income tax purposes;
- The Operating Company's investments in portfolio companies may be risky, and the Operating Company could lose all or part of any of its investments;
- The lack of liquidity in the Operating Company's investments may adversely affect our business;
- Economic recessions or downturns could impair the Operating Company's portfolio companies and harm its operating results;
- NMFC is a holding company with no direct operations of its own, and will depend on distributions from the Operating Company to meet its ongoing obligations;
- Any future exchange by AIV Holdings of units of the Operating Company for shares of NMFC's common stock would significantly dilute the voting power of NMFC's current stockholders with respect to the election of NMFC directors or other matters that require the approval of NMFC stockholders only. In addition, the interests of the partners of Guardian AIV following such exchange by AIV Holdings may be adverse to the interests of NMFC's current stockholders and could limit your ability to influence the outcome of key transactions, including any change of control;
- The market price of NMFC's common stock may fluctuate significantly; and
- Sales of substantial amounts of NMFC's common stock in the public market may have an adverse effect on the market price of its common stock.

Company Information

Our administrative and executive offices are located at 787 Seventh Avenue, 48th Floor, New York, New York 10019, and our telephone number is (212) 720-0300. We maintain a website at <http://www.newmountainfinance.com>. Information contained on our website is not incorporated by reference into this prospectus supplement or the accompanying prospectus, and you should not consider information contained on our website to be part of this prospectus supplement or the accompanying prospectus.

Presentation of Historical Financial Information and Market Data

Historical Financial Information

Unless otherwise indicated, historical references contained in this prospectus supplement and the accompanying prospectus in "Selected Financial and Other Data", "Selected Quarterly Data", "Management's Discussion and Analysis of Financial Condition and Results of Operations", "Senior Securities" and in the accompanying prospectus in "Portfolio Companies" relate to the Operating

Company, which is NMFC's sole investment. The consolidated financial statements of New Mountain Finance Holdings, L.L.C., formerly known as New Mountain Guardian (Leveraged), L.L.C., and New Mountain Guardian Partners, L.P. are the Operating Company's historical consolidated financial statements.

Market Data

Statistical and market data used in this prospectus supplement and the accompanying prospectus has been obtained from governmental and independent industry sources and publications. We have not independently verified the data obtained from these sources, and we cannot assure you of the accuracy or completeness of the data. Forward-looking information obtained from these sources is subject to the same qualifications and the additional uncertainties regarding the other forward-looking statements contained in this prospectus supplement and the accompanying prospectus. See "Cautionary Statement Regarding Forward-Looking Statements".

THE OFFERING

| | |
|---|--|
| Common Stock Offered by NMFC | 3,000,000 shares. |
| Common Stock Offered by the Selling Stockholder | 3,000,000 shares, excluding 900,000 shares of common stock issuable pursuant to the option to purchase additional shares granted to the underwriters. |
| Shares of NMFC's Common Stock Currently Outstanding | 38,259,921 shares. |
| Shares of NMFC's Common Stock Outstanding After This Offering | 44,259,921 shares, excluding 900,000 shares of common stock issuable pursuant to the option to purchase additional shares granted to the underwriters. This amount does not include any shares which may be issuable upon conversion of existing securities. |
| Use of Proceeds | <p>We will not receive any proceeds from the sale of shares of NMFC's common stock sold by the selling stockholder. The Operating Company intends to use the net proceeds from the sale of shares of NMFC's common stock sold by us primarily for new investments in portfolio companies in accordance with the Operating Company's investment objective and strategies described in this prospectus supplement and the accompanying prospectus. The Operating Company may also use a portion of the net proceeds from the sale of shares of NMFC's common stock sold by us in this offering for other general corporate purposes, including to temporarily repay indebtedness (which will be subject to reborrowing), and other working capital needs. The Operating Company is continuously identifying, reviewing and, to the extent consistent with its investment objective, funding new investments. As a result, we typically raise capital as we deem appropriate to fund such new investments. We expect it will take up to three months for the Operating Company to substantially invest the net proceeds of this offering, depending on the availability of attractive opportunities and market conditions. However, we can offer no assurance that we will be able to achieve this goal. Proceeds not immediately used for new investments or the temporary repayment of debt will be invested in cash, cash equivalents, U.S. government securities and other high-quality investments that mature in one year or less from the date of the investment. These securities may have lower yields than the types of investments we would typically make in accordance with our investment objective and, accordingly, may result in lower distributions, if any, during such period. See "Use of Proceeds" in this prospectus supplement.</p> |
| New York Stock Exchange Symbol | "NMFC" |

Investment Advisory Fees

NMFC does not have an investment adviser. The Operating Company pays the Investment Adviser a fee for its services under an amended and restated investment advisory and management agreement (the "Investment Management Agreement") consisting of two components — a base management fee and an incentive fee. The base management fee is payable quarterly in arrears and is calculated at an annual rate of 1.75% of the Operating Company's average gross assets for the two most recent quarters less (i) the borrowings under the SLF Credit Facility and (ii) cash and cash equivalents. The base management fee is calculated based on the average value of the Operating Company's gross assets, borrowings under the SLF Credit Facility, and the cash and cash equivalents at the end of each of the two most recently completed calendar quarters, and appropriately adjusted on a pro rata basis for any equity capital raises or repurchases during the current calendar quarter. The incentive fee consists of two parts. The first part is calculated and payable quarterly in arrears and equals 20.0% of the Operating Company's "Pre-Incentive Fee Adjusted Net Investment Income" for the immediately preceding quarter, subject to a "preferred return", or "hurdle", and a "catch-up" feature, each as described in the Investment Management Agreement. The second part will be determined and payable in arrears as of the end of each calendar year (or upon termination of the Investment Management Agreement) and will equal 20.0% of the Operating Company's "Adjusted Realized Capital Gains", if any, on a cumulative basis from inception through the end of the year, computed net of all "Adjusted Realized Capital Losses" and "Adjusted Unrealized Capital Depreciation" on a cumulative basis, less the aggregate amount of any previously paid capital gain incentive fee, each as described in the Investment Management Agreement. See "Investment Management Agreement" in the accompanying prospectus.

Administrator

The Administrator serves as the administrator for us and arranges office space for us and provides us with office equipment and administrative services. The Administrator performs, or oversees the performance of, our financial records, prepares reports to our stockholders/unit holders and reports filed by us with the Securities and Exchange Commission ("SEC"), monitors the payment of our expenses, and oversees the performance of administrative and professional services rendered to us by others. The Operating Company reimburses the Administrator for the New Mountain Finance Entities' allocable portion of overhead and other expenses incurred by the Administrator in performing its obligations to the New Mountain Finance Entities under an administration agreement, as amended and restated (the "Administration Agreement"). See "Administration Agreement" in the accompanying prospectus.

Distributions

NMFC intends to pay quarterly distributions to its stockholders out of assets legally available for distribution. The quarterly distributions, if any, will be determined by NMFC's board of directors. The distributions NMFC pays to its stockholders in a year may exceed its taxable income for that year and, accordingly, a portion of such distributions may constitute a return of capital for federal income tax purposes. The specific tax characteristics of NMFC's distributions will be reported to stockholders after the end of the calendar year. The Operating Company intends to make distributions to its members that will be sufficient to enable NMFC to pay quarterly distributions to its stockholders. See "Price Range of Common Stock and Distributions" in this prospectus supplement and the accompanying prospectus.

Taxation of NMFC

NMFC has elected to be treated, and intends to comply with the requirements to continue to qualify annually, as a RIC under Subchapter M of the Code. As a RIC, NMFC generally will not pay corporate-level federal income taxes on any net ordinary income or capital gains that it timely distributes to its stockholders as dividends. To maintain its RIC status, NMFC must meet specified source-of-income and asset diversification requirements and distribute annually to its stockholders at least 90.0% of its net ordinary income and realized net short-term capital gains in excess of realized net long-term capital losses, if any. The Operating Company intends to make distributions to its members that will be sufficient to enable NMFC to obtain and maintain its status as a RIC. See "Price Range of Common Stock and Distributions" and "Material Federal Income Tax Considerations" in this prospectus supplement and the accompanying prospectus.

Taxation of Operating Company

The Operating Company intends to be treated as a partnership for federal income tax purposes for as long as it has at least two members. As a result, the Operating Company will itself not be subject to federal income tax. Rather, each of the Operating Company's unit holders, including NMFC, will be required to take into account, for federal income tax purposes, its allocable share of the Operating Company's items of income, gain, loss, deduction and credit. NMF SLF is treated as a disregarded entity for federal income tax purposes. As a result, NMF SLF will itself not be subject to federal income tax and, for federal income tax purposes, the Operating Company will take into account all of NMF SLF's assets and items of income, gain, loss, deduction and credit. See "Material Federal Income Tax Considerations" in the accompanying prospectus.

Dividend Reinvestment Plan

NMFC has adopted an "opt out" dividend reinvestment plan for its stockholders. As a result, if NMFC declares a distribution, then your cash distributions will be automatically reinvested in additional shares of NMFC's common stock, unless you specifically "opt out" of the dividend reinvestment plan so as to receive cash distributions. Stockholders who receive distributions in the form of stock will be subject to the same federal income tax consequences as stockholders who elect to receive their distributions in cash. Cash distributions reinvested in additional shares of NMFC's common stock will be automatically reinvested by NMFC in additional units of the Operating Company. NMFC will use only newly issued shares to implement the plan if the price at which newly issued shares are to be credited is equal to or greater than 110.0% of the last determined net asset value of the shares. NMFC reserves the right to purchase shares of its common stock in the open market in connection with its implementation of the plan if the price at which its newly issued shares are to be credited does not exceed 110.0% of the last determined net asset value of the shares. See "Dividend Reinvestment Plan" in the accompanying prospectus.

Trading at a Discount

Shares of closed-end investment companies frequently trade at a discount to their net asset value. The possibility that NMFC's common stock may trade at a discount to its net asset value per share is separate and distinct from the risk that its net asset value per share may decline. We cannot predict whether NMFC's common stock will trade above, at or below net asset value.

License Agreement

The New Mountain Finance Entities have entered into a royalty-free license agreement with New Mountain Capital, pursuant to which New Mountain Capital has agreed to grant the New Mountain Finance Entities a non-exclusive license to use the names "New Mountain" and "New Mountain Finance". See "License Agreement" in the accompanying prospectus.

Leverage

We expect to continue to use leverage to make investments. As a result, we may continue to be exposed to the risks of leverage, which include that leverage may be considered a speculative investment technique. The use of leverage magnifies the potential for gain and loss on amounts we invest and therefore, indirectly, increases the risks associated with investing in shares of NMFC's common stock. See "Risk Factors" in this prospectus supplement and the accompanying prospectus.

Anti-Takeover Provisions

The New Mountain Finance Entities' respective boards of directors are divided into three classes of directors serving staggered three-year terms. This structure is intended to provide us with a greater likelihood of continuity of management, which may be necessary for us to realize the full value of our investments. A staggered board of directors also may serve to deter hostile takeovers or proxy contests, as may certain other measures that we may adopt. These measures may delay, defer or prevent a transaction or a change in control that might otherwise be in the best interests of NMFC stockholders. See "Description of NMFC's Capital Stock — Delaware Law and Certain Certificate of Incorporation and Bylaw Provisions; Anti-Takeover Measures" in the accompanying prospectus.

Available Information

We have filed with the SEC a registration statement on Form N-2 together with all amendments and related exhibits under the Securities Act of 1933, as amended (the "Securities Act"). The registration statement contains additional information about us and the shares of common stock being offered by this prospectus supplement and the accompanying prospectus.

We are required to file annual, quarterly and current reports, proxy statements and other information with the SEC under the Securities Exchange Act of 1934, as amended (the "Exchange Act"). This information is available at the SEC's public reference room at 100 F Street, NE, Washington, District of Columbia 20549 and on the SEC's website at <http://www.sec.gov>. The public may obtain information on the operation of the SEC's public reference room by calling the SEC at 1-800-SEC-0330. This information is also available free of charge by contacting us at New Mountain Finance Corporation, 787 Seventh Avenue, 48th Floor, New York, New York 10019, by telephone at (212) 720-0300, or on our website at <http://www.newmountainfinance.com>. Information contained on our website or on the SEC's web site about us is not incorporated into this prospectus supplement or the accompanying prospectus and you should not consider information contained on our website or on the SEC's website to be part of this prospectus supplement or the accompanying prospectus.

FEES AND EXPENSES

The following table is intended to assist you in understanding the costs and expenses that you will bear directly or indirectly. The selling stockholder will incur the allocable portion of the offering expenses, including sales load, relating to the shares of NMFC's common stock offered by the selling stockholder in this offering. We caution you that some of the percentages indicated in the table below are estimates and may vary. Except where the context suggests otherwise, whenever this prospectus supplement and the accompanying prospectus contains a reference to fees or expenses paid by "you", "NMFC", the "Operating Company", or "us" or that "we", "NMFC", or the "Operating Company" will pay fees or expenses, stockholders will indirectly bear such fees or expenses through NMFC's investment in the Operating Company.

| | |
|--|----------------|
| Stockholder transaction expenses: | |
| Sales load (as a percentage of offering price) | 3.0%(1) |
| Offering expenses borne by us (as a percentage of offering price) | 0.2%(2) |
| Dividend reinvestment plan fees | N/A (3) |
| Total stockholder transaction expenses (as a percentage of offering price) | 3.2% |
| Annual expenses (as a percentage of net assets attributable to common stock): | |
| Base management fees | 2.3%(4) |
| Incentive fees payable under the Investment Management Agreement | 2.9%(5) |
| Interest payments on borrowed funds | 1.6%(6) |
| Other expenses | 1.1%(7) |
| Total annual expenses | 7.9%(8) |

Example

The following example demonstrates the projected dollar amount of total cumulative expenses that would be incurred over various periods with respect to a hypothetical investment in NMFC's common stock. In calculating the following expense amounts, we have assumed that our borrowings and annual operating expenses would remain at the levels set forth in the table above. See Note 6 below for additional information regarding certain assumptions regarding our level of leverage.

| | | | | |
|--|---------------|----------------|----------------|-----------------|
| | 1 Year | 3 Years | 5 Years | 10 Years |
| You would pay the following expenses on a \$1,000 investment in this offering, assuming a 5.0% annual return | \$ 49 | \$ 145 | \$ 241 | \$ 480 |

The example and the expenses in the tables above should not be considered a representation of future expenses, and actual expenses may be greater or less than those shown.

While the example assumes, as required by the applicable rules of the SEC, a 5.0% annual return, our performance will vary and may result in a return greater or less than 5.0%. The incentive fee under the Investment Management Agreement, which, assuming a 5.0% annual return, would either not be payable or would have an insignificant impact on the expense amounts shown above, is not included in the above example. The above illustration assumes that we will not realize any capital gains (computed net of all realized capital losses and unrealized capital depreciation) in any of the indicated time periods. If we achieve sufficient returns on our investments, including through the realization of capital gains, to trigger an incentive fee of a material amount, our expenses and returns to our investors would be higher. For example, if we assumed that we received our 5.0% annual return completely in the form of net realized capital gains on our investments, computed net

of all cumulative unrealized depreciation on our investments, the projected dollar amount of total cumulative expenses set forth in the above illustration would be as follows:

| | <u>1 Year</u> | <u>3 Years</u> | <u>5 Years</u> | <u>10 Years</u> |
|--|---------------|----------------|----------------|-----------------|
| You would pay the following expenses on a \$1,000 investment in this offering, assuming a 5.0% annual return | \$ 58 | \$ 171 | \$ 282 | \$ 547 |

The example assumes a sales load of 3.0%. In addition, while the examples assume reinvestment of all distributions at net asset value, participants in NMFC's dividend reinvestment plan will receive a number of shares of NMFC's common stock determined by dividing the total dollar amount of the distribution payable to a participant by the market price per share of NMFC's common stock at the close of trading on the dividend payment date. The market price per share of NMFC's common stock may be at, above or below net asset value. See "Dividend Reinvestment Plan" in the accompanying prospectus for additional information regarding the dividend reinvestment plan.

- (1) Represents the commission with respect to the shares of NMFC's common stock being sold in this offering which we will pay in connection with the sale of shares of NMFC's common stock offered by us in this offering. The Investment Adviser has agreed to bear an additional \$ _____ per share, or approximately _____ % of the offering price, of sales load only in connection with the sales of shares of NMFC's common stock offered by NMFC and the Operating Company (and not the selling stockholder) in this offering, which is not reflected in the above table. All underwriting discounts and commissions (sales load) related to the common stock offered by the selling stockholder will be borne by the selling stockholder and are not reflected in the table above. There is no guaranty that there will be any sales of NMFC's common stock pursuant to this prospectus supplement and the accompanying prospectus.
- (2) The offering expenses that will be borne by us in connection with the sale of shares of NMFC's common stock offered by us in this offering are estimated to be approximately \$102,933, which excludes the offering expenses to be incurred by the selling stockholder. The selling stockholder will incur its allocable portion of the offering expenses, including sales load, relating to the shares of NMFC's common stock offered by the selling stockholder in this offering. Total expenses relating to the shelf registration statement that was declared effective by the SEC on March 1, 2013, of which this prospectus supplement and the accompanying prospectus form a part, are estimated to be \$755,124.
- (3) The de minimus expenses of the dividend reinvestment plan are included in "other expenses".
- (4) The base management fee under the Investment Management Agreement is based on an annual rate of 1.75% of the Operating Company's average gross assets for the two most recent quarters less (i) the borrowings under the SLF Credit Facility and (ii) cash and cash equivalents. The base management fees reflected in the table above is based on the six months ended June 30, 2013. See "Investment Management Agreement" in the accompanying prospectus.
- (5) Assumes that annual incentive fees earned by the Investment Adviser remain consistent with the incentive fees earned by the Investment Adviser during the six months ended June 30, 2013 and includes accrued capital gains incentive fee. These accrued capital gains incentive fees would be paid by the Operating Company if the Operating Company ceased operations on June 30, 2013 and liquidated its investments at the June 30, 2013 valuation. As we cannot predict whether the Operating Company will meet the thresholds for incentive fees under the

Investment Management Agreement, the incentive fees paid in subsequent periods, if any, may be substantially different than the fees incurred during the six months ended June 30, 2013. For more detailed information about the incentive fee calculations, see the "Investment Management Agreement" section of the accompanying prospectus.

- (6) We may borrow funds from time to time to make investments to the extent we determine that additional capital would allow us to take advantage of additional investment opportunities or if the economic situation is otherwise conducive to doing so. The costs associated with these borrowings are indirectly borne by NMFC's stockholders through its investment in the Operating Company. As of June 30, 2013, the Operating Company had \$209.4 million and \$207.1 million of indebtedness outstanding under the Holdings Credit Facility and the SLF Credit Facility, respectively. For purposes of this calculation, we have assumed the June 30, 2013 amounts outstanding under these credit facilities, and have computed interest expense using an assumed interest rate of 2.9% for the Holdings Credit Facility and 2.3% for the SLF Credit Facility, which were the rates payable as of June 30, 2013. See "Senior Securities" in this prospectus supplement and the accompanying prospectus.
- (7) "Other expenses" include the New Mountain Finance Entities' overhead expenses, including payments by the Operating Company under the Administration Agreement based on the allocable portion of overhead and other expenses incurred by the Administrator in performing its obligations to the New Mountain Finance Entities under the Administration Agreement. Pursuant to the Administration Agreement, and further restricted by the Operating Company, expenses payable to the Administrator by the Operating Company as well as other direct and indirect expenses (excluding interest, other credit facility expenses, trading expenses and management and incentive fees) have been capped at \$3.5 million for the time period from April 1, 2012 to March 31, 2013 and capped at \$4.25 million for the time period from April 1, 2013 to March 31, 2014. This expense ratio does not include any expense cap. Assuming \$4.25 million of annual expense, the expense ratio would be 0.6%. See "Administration Agreement" in the accompanying prospectus.
- (8) The holders of shares of NMFC's common stock indirectly bear the cost associated with our annual expenses through NMFC's investment in the Operating Company.

SELECTED FINANCIAL AND OTHER DATA

The selected financial and other data should be read in conjunction with the respective financial statements and related combined notes thereto and "Management's Discussion and Analysis of Financial Condition and Results of Operations" included in this prospectus supplement and the accompanying prospectus. Financial information as of and for the years ended December 31, 2012, December 31, 2011, December 31, 2010, December 31, 2009 and as of December 31, 2008 and for the period October 29, 2008 (commencement of operations) to December 31, 2008 has been derived from our financial statements and related combined notes that were audited by Deloitte & Touche, LLP, an independent registered public accounting firm. The financial information at and for the six months ended June 30, 2013 was derived from our unaudited financial statements and related combined notes. In the opinion of management, all adjustments, consisting solely of normal recurring accruals, considered necessary for the fair presentation of financial statements for the interim periods, have been included. Our results for the interim periods may not be indicative of our results for any future interim period or the full year. See "Management's Discussion and Analysis of Financial Condition and Results of Operations" and "Senior Securities" below and in the accompanying prospectus for more information.

The below selected financial and other data is for the Operating Company.

| | Six months ended June 30, 2013 | Year ended December 31, | | | | Period from October 29, 2008 (commencement of operations) to December 31, 2008 |
|--|--------------------------------------|-------------------------|------------|-----------|-----------|---|
| | | 2012 | 2011 | 2010 | 2009 | |
| (in thousands except units and per unit data) | | | | | | |
| New Mountain Finance Holdings, L.L.C. | | | | | | |
| Statement of Operations Data: | | | | | | |
| Total investment income | \$ 60,474 | \$ 85,786 | \$ 56,523 | \$ 41,375 | \$ 21,767 | \$ 256 |
| Net expenses | 25,304 | 40,569 | 17,998 | 3,911 | 1,359 | — |
| Net investment income | 35,170 | 45,217 | 38,525 | 37,464 | 20,408 | 256 |
| Net realized and unrealized gains (losses) | 4,215 | 28,779 | (6,848) | 26,328 | 105,272 | (1,435) |
| Net increase (decrease) in net assets resulting from operations | 39,385 | 73,996 | 31,677 | 63,792 | 125,680 | (1,179) |
| Per unit data: | | | | | | |
| Net asset value | \$ 14.32 | \$ 14.06 | \$ 13.60 | N/A | N/A | N/A |
| Net increase (decrease) in net assets resulting from operations (basic and diluted) | 0.94 | 2.18 | 1.02 | N/A | N/A | N/A |
| Dividends declared(1) | 0.68 | 1.71 | 0.86 | N/A | N/A | N/A |
| Balance sheet data: | | | | | | |
| Total assets | \$ 1,094,423 | \$ 1,025,564 | \$ 730,579 | \$460,224 | \$330,558 | \$ 61,669 |
| Holdings Credit Facility | 209,436 | 206,938 | 129,038 | 59,697 | 77,745 | — |
| SLF Credit Facility | 207,100 | 214,262 | 165,928 | 56,936 | — | — |
| Total net assets | 640,295 | 569,939 | 420,502 | 241,927 | 239,441 | 30,354 |
| Other data: | | | | | | |
| Total return at net asset value(2) | 6.76% | 16.61% | 10.09% | 26.54% | 76.38% | NM |
| Number of portfolio companies at period end | 59 | 63 | 55 | 43 | 24 | 6 |
| Total new investments for the period | \$ 262,254 | \$ 673,218 | \$ 493,331 | \$332,708 | \$268,382 | \$ 63,018 |
| Investment sales and prepayments for the period | \$ 201,388 | \$ 423,874 | 231,962 | 258,202 | 125,430 | 132 |
| Weighted average Yield to Maturity on debt portfolio at period end(3) (unaudited) | 10.3% | 10.1% | 10.7% | —(4) | —(4) | —(4) |
| Weighted average Adjusted Yield to Maturity on debt portfolio at period end(5) (unaudited) | —(5) | —(5) | 13.1% | 12.5% | 12.7% | 18.8% |
| Weighted average common membership units outstanding for the period | 41,890,217 | 34,011,738 | 30,919,629 | N/A | N/A | N/A |
| Portfolio turnover | 19.53% | 52.02% | 42.13% | 76.69% | 57.50% | 0.22% |

N/A — Fund was not unitized as of December 31, 2010, December 31, 2009 and December 31, 2008.

NM — Total return from commencement of operations through December 31, 2008 was deemed not meaningful due to the scaling of operations during this short time period.

- (1) Dividends declared in the year ended December 31, 2012 include a \$0.23 per unit special dividend related to estimated realized capital gains attributable to the Operating Company's investments in Lawson Software, Inc. and Infor Lux Bond Company and a \$0.14 per unit special dividend intended to minimize to the greatest extent possible NMFC's federal income or excise tax liability. Actual cash payments on the dividends declared to AIV Holdings, only, for the quarters ended March 31, 2012, June 30, 2012 and December 31, 2012, were made on April 4, 2012, July 9, 2012 and January 7, 2013 respectively.
- (2) For the six months ended June 30, 2013 and the year ended December 31, 2012, total return is calculated assuming a purchase at net asset value on the opening of the first day of the year and a sale at net asset value on the last day of the respective period or year. Dividend and distributions, if any, are assumed for purposes of this calculation, to be reinvested at the net asset value on the last day of the respective quarter. For the year ended December 31, 2011, total return is calculated in two parts: (1) from the opening of the first day of the year to NMFC's IPO date, total return is calculated based on net income over weighted average net assets and (2) from NMFC's IPO date to the last day of the year, total return is calculated assuming a purchase at net asset value on NMFC's IPO date and a sale at net asset value on the last day of the year. Dividends and distributions, if any, are assumed for purposes of this calculation, to be reinvested at net asset value. For the years ended December 31, 2010 and December 31, 2009, total return is the ratio of net income compared to capital, adjusted for capital contributions and distributions.
- (3) The Operating Company's weighted average Yield to Maturity calculation assumes that all investments not on non-accrual are purchased at fair value on the last day of the period and held until their respective maturities with no prepayments or losses and exited at par at maturity.
- (4) Prior to NMFC's IPO, for yield calculation purposes, NMF SLF was treated as a fully levered asset of the Operating Company with NMF SLF's net asset value being included in the yield to maturity calculations. Since NMF SLF is consolidated in accordance with GAAP, at the time of the IPO, the Operating Company began using the weighted average Yield to Maturity concept instead of the "Adjusted Yield to Maturity" concept for yield calculation purposes.
- (5) "Adjusted Yield to Maturity" assumes that the investments in the Operating Company's portfolio are purchased at fair value on the last day of the period and held until their respective maturities with no prepayments or losses and exited at par at maturity. This calculation excludes the impact of existing leverage, except for the non-recourse debt of NMF SLF. NMF SLF is treated as a fully levered asset of the Operating Company, with NMF SLF's net asset value being included for yield calculation purposes.

The below selected financial and other data is for NMFC.

| | Six months ended June 30, 2013 | Year ended December 31, 2012 | Period from May 19, 2011 (commencement of operations) to December 31, 2011 |
|---|--------------------------------------|---------------------------------|---|
| (in thousands except shares and per share data) | | | |
| New Mountain Finance Corporation | | | |
| Statement of Operations Data: | | | |
| Total investment income allocated from the Operating Company | \$ 42,081 | \$ 37,511 | \$ 13,669 |
| Net expenses allocated from the Operating Company | 17,189 | 17,719 | 5,324 |
| Net investment income allocated from the Operating Company | 24,892 | 19,792 | 8,345 |
| Net realized and unrealized gains (losses) allocated from the Operating Company | 1,648 | 12,087 | (4,235) |
| Net change in unrealized (depreciation) appreciation of investment in the Operating Company | (32) | (95) | 6,221 |
| Net increase (decrease) in net assets resulting from operations | 26,508 | 31,784 | 10,331 |
| Per share data: | | | |
| Net asset value | \$ 14.32 | \$ 14.06 | \$ 13.60 |
| Net increase (decrease) in net assets resulting from operations (basic) | 0.92 | 2.14 | 0.97 |
| Net increase (decrease) in net assets resulting from operations (diluted) | 0.94 | 2.18 | 0.38 |
| Dividends declared(1) | 0.68 | 1.71 | 0.86 |
| Balance sheet data: | | | |
| Total assets | \$ 546,200 | \$ 345,331 | \$ 145,487 |
| Total net assets | 546,200 | 341,926 | 145,487 |
| Other data: | | | |
| Total return at market value(2) | (0.42)% | 24.84% | 4.16% |
| Total return at net asset value(3) | 6.76% | 16.61% | 2.82% |
| Weighted average shares outstanding for the period | 28,797,837 | 14,860,838 | 10,697,691 |

- (1) Dividends declared in the year ended December 31, 2012 include a \$0.23 per share special dividend related to estimated realized capital gains attributable to the Operating Company's investments in Lawson Software, Inc. and Infor Lux Bond Company and a \$0.14 per share special dividend intended to minimize to the greatest extent possible NMFC's federal income or excise tax liability.
- (2) For the six months ended June 30, 2013 and the year ended December 31, 2012, total return is calculated assuming a purchase of common stock at the opening of the first day of the year, respectively, and a sale on the closing of the last business day of the respective periods. For the period May 19, 2011 to December 31, 2011, total return is calculated assuming a purchase of common stock at IPO, respectively, and a sale on the closing of the last business day of the period. Dividends and distributions, if any, are assumed for purposes of this calculation, to be reinvested at prices obtained under NMFC's dividend reinvestment plan.
- (3) Total return is calculated assuming a purchase at net asset value on the opening of the first day of the period and a sale at net asset value on the last day of the period. Dividends and distributions, if any, are assumed for purposes of this calculation, to be reinvested at the net asset value on the last day of the respective quarter.

SELECTED QUARTERLY FINANCIAL DATA

The selected quarterly financial data should be read in conjunction with the respective financial statements and related combined notes thereto and "Management's Discussion and Analysis of Financial Condition and Results of Operations" included in this prospectus supplement and the accompanying prospectus. The following table sets forth certain quarterly financial data for the quarters ended June 30, 2013 and March 31, 2013 and for each of the quarters for the fiscal years ended December 31, 2012, December 31, 2011, December 31, 2010 and December 31, 2009 of the Operating Company, which is derived from the Operating Company's financial statements and related combined notes, and for each of the quarters for the fiscal year ended December 31, 2012 and for each of the quarters from May 19, 2011 (commencement of operations) through December 31, 2011 of NMFC. This data is derived from our unaudited financial statements and related combined notes. Results for any quarter are not necessarily indicative of results for the full year or for any future quarter. See "Management's Discussion and Analysis of Financial Condition and Results of Operations" and "Senior Securities" included in this prospectus supplement and the accompanying prospectus for more information.

The below selected quarterly financial data is for the Operating Company.

| Quarter Ended | Investment Income | | Net Investment Income | | Total Net Realized Gains and Net Changes in Unrealized Appreciation (Depreciation) of Investments | | Net Increase (Decrease) in Capital Resulting from Operations | |
|--------------------|---|----------|-----------------------|----------|---|-----------|--|----------|
| | Total | Per Unit | Total | Per Unit | Total | Per Unit | Total | Per Unit |
| | (in thousands except for per unit data) | | | | | | | |
| June 30, 2013 | \$ 35,156 | \$ 0.82 | \$ 23,543 | \$ 0.55 | \$ (8,719) | \$ (0.21) | \$ 14,824 | \$ 0.34 |
| March 31, 2013 | 25,318 | 0.62 | 11,627 | 0.28 | 12,934 | 0.32 | 24,561 | 0.60 |
| December 31, 2012 | \$ 24,713 | \$ 0.65 | \$ 13,522 | \$ 0.36 | \$ 3,478 | \$ 0.09 | \$ 17,000 | \$ 0.45 |
| September 30, 2012 | 21,752 | 0.60 | 10,136 | 0.28 | 12,109 | 0.34 | 22,245 | 0.62 |
| June 30, 2012 | 20,299 | 0.66 | 11,646 | 0.38 | (561) | (0.02) | 11,085 | 0.36 |
| March 31, 2012 | 19,022 | 0.62 | 9,913 | 0.32 | 13,754 | 0.45 | 23,667 | 0.77 |
| December 31, 2011 | \$ 17,127 | \$ 0.55 | \$ 9,540 | \$ 0.31 | \$ 8,317 | \$ 0.27 | \$ 17,857 | \$ 0.58 |
| September 30, 2011 | 15,069 | 0.49 | 10,002 | 0.32 | (21,255) | (0.68) | (11,253) | (0.36) |
| June 30, 2011 | 13,116 | 0.42 | 9,554 | 0.31 | (899) | (0.03) | 8,655 | 0.28 |
| March 31, 2011 | 11,212 | N/A | 9,429 | N/A | 6,990 | N/A | 16,419 | N/A |
| December 31, 2010 | \$ 9,820 | N/A | \$ 8,335 | N/A | \$ 7,978 | N/A | \$ 16,313 | N/A |
| September 30, 2010 | 13,881 | N/A | 13,145 | N/A | 5,560 | N/A | 18,705 | N/A |
| June 30, 2010 | 8,597 | N/A | 7,777 | N/A | (5,349) | N/A | 2,428 | N/A |
| March 31, 2010 | 9,077 | N/A | 8,208 | N/A | 18,138 | N/A | 26,346 | N/A |
| December 31, 2009 | \$ 7,617 | N/A | \$ 6,617 | N/A | \$ 1,617 | N/A | \$ 8,234 | N/A |
| September 30, 2009 | 6,148 | N/A | 6,030 | N/A | 33,709 | N/A | 39,739 | N/A |
| June 30, 2009 | 5,092 | N/A | 4,877 | N/A | 42,562 | N/A | 47,439 | N/A |
| March 31, 2009 | 2,910 | N/A | 2,883 | N/A | 27,385 | N/A | 30,268 | N/A |

N/A — Not applicable, as the Operating Company was not unitized until May 19, 2011.

The below selected quarterly financial data is for NMFC.

| Quarter Ended | Net Investment Income allocated from the Operating Company | | Total Net Realized and Unrealized Gains (Losses) | | Net Increase (Decrease) in Net Assets Resulting from Operations | |
|--------------------|---|-----------|--|-----------|--|-----------|
| | Total | Per Share | Total | Per Share | Total | Per Share |
| | (in thousands except for per share data) | | | | | |
| June 30, 2013 | \$ 17,674 | \$ 0.55 | \$ (6,682) | \$ (0.21) | \$ 10,992 | \$ 0.34 |
| March 31, 2013 | 7,218 | 0.28 | 8,298 | 0.32 | 15,516 | 0.61 |
| December 31, 2012 | \$ 7,759 | \$ 0.36 | \$ 2,047 | \$ 0.09 | \$ 9,806 | \$ 0.45 |
| September 30, 2012 | 4,574 | 0.28 | 5,381 | 0.34 | 9,955 | 0.62 |
| June 30, 2012 | 4,029 | 0.38 | (194) | (0.02) | 3,835 | 0.36 |
| March 31, 2012 | 3,430 | 0.32 | 4,758 | 0.45 | 8,188 | 0.77 |
| December 31, 2011 | \$ 3,301 | \$ 0.31 | \$ 2,877 | \$ 0.27 | \$ 6,178 | \$ 0.58 |
| September 30, 2011 | 3,460 | 0.32 | (7,353) | (0.68) | (3,893) | (0.36) |
| June 30, 2011 | 1,584 | 0.15 | 6,462 | 0.60 | 8,046 | 0.75 |
| March 31, 2011 | N/A | N/A | N/A | N/A | N/A | N/A |

N/A — Not applicable, as NMFC did not commence operations until May 19, 2011.

RISK FACTORS

Investing in NMFC's common stock involves a number of significant risks. In addition to the other information contained in this prospectus supplement and the accompanying prospectus, you should consider carefully the following information before making an investment in NMFC's common stock. The risks set out below are not the only risks we face. Additional risks and uncertainties not presently known to us or not presently deemed material by us might also impair our operations and performance. If any of the following events occur, our business, financial condition and results of operations could be materially and adversely affected. In such case, our net asset value and the trading price of NMFC's common stock could decline, and you may lose all or part of your investment.

RISKS RELATED TO OUR BUSINESS AND STRUCTURE

The Operating Company's ability to achieve its investment objective depends on key investment personnel of the Investment Adviser. If the Investment Adviser were to lose any of its key investment personnel, the Operating Company's ability to achieve its investment objective could be significantly harmed.

The Operating Company depends on the investment judgment, skill and relationships of the investment professionals of the Investment Adviser, particularly Steven B. Klinsky and Robert Hamwee, as well as other key personnel to identify, evaluate, negotiate, structure, execute, monitor and service its investments. The Investment Adviser, as an affiliate of New Mountain Capital, is supported by New Mountain Capital's team, which as of June 30, 2013 consisted of approximately 100 staff members of New Mountain Capital and its affiliates to fulfill its obligations to the Operating Company under the Investment Management Agreement. The Investment Adviser may also depend upon New Mountain Capital to obtain access to investment opportunities originated by the professionals of New Mountain Capital and its affiliates. The Operating Company's future success depends to a significant extent on the continued service and coordination of the key investment personnel of the Investment Adviser. The departure of any of these individuals could have a material adverse effect on the Operating Company's ability to achieve its investment objective.

The Investment Committee, which provides oversight over the Operating Company's investment activities, is provided by the Investment Adviser. The Investment Committee currently consists of five members. The loss of any member of the Investment Committee or of other senior professionals of the Investment Adviser and its affiliates without suitable replacement could limit the Operating Company's ability to achieve its investment objective and operate as we anticipate. This could have a material adverse effect on our financial condition, results of operation and cash flows. To achieve the Operating Company's investment objective, the Investment Adviser may hire, train, supervise and manage new investment professionals to participate in its investment selection and monitoring process. If the Investment Adviser is unable to find investment professionals or do so in a timely manner, our business, financial condition and results of operations could be adversely affected.

The Operating Company borrows money, which could magnify the potential for gain or loss on amounts invested in us and increase the risk of investing in us.

The Operating Company borrows money as part of its business plan. Borrowings, also known as leverage, magnify the potential for gain or loss on invested equity capital and may, consequently, increase the risk of investing in us. We expect the Operating Company to continue to use leverage to finance its investments, through senior securities issued by banks and other lenders. The Operating Company is restricted from incurring additional indebtedness under the Credit Facilities, without lender consent. Lenders of these senior securities have fixed dollar claims on the Operating

Company's assets that are superior to NMFC's and AIV Holdings' claim as members of the Operating Company, and, consequently, superior to claims of NMFC's and AIV Holdings' common stockholders. If the value of the Operating Company's assets decreases, leveraging would cause its net asset value and, consequently, NMFC's and AIV Holdings' net asset value, to decline more sharply than it otherwise would have had it not leveraged. Similarly, any decrease in the Operating Company's income would cause its net income and consequently NMFC's and AIV Holdings' net income to decline more sharply than they would have had it not borrowed. Such a decline could adversely affect the Operating Company's ability to make distributions to its members and, consequently, NMFC's and AIV Holdings' ability to make common stock dividend payments. In addition, because the Operating Company's investments may be illiquid, the Operating Company may be unable to dispose of them or to do so at a favorable price in the event it needs to do so if it is unable to refinance any indebtedness upon maturity and, as a result, we may suffer losses. Leverage is generally considered a speculative investment technique.

The Operating Company's ability to service any debt that it incurs depends largely on its financial performance and is subject to prevailing economic conditions and competitive pressures. Moreover, as the Investment Adviser's management fee is payable to the Investment Adviser based on gross assets, including those assets acquired through the use of leverage, the Investment Adviser may have a financial incentive to incur leverage which may not be consistent with NMFC's and AIV Holdings' interests and the interests of their common stockholders. In addition, holders of NMFC's and AIV Holdings' common stock will, indirectly, bear the burden of any increase in the Operating Company's expenses as a result of leverage, including any increase in the management fee payable to the Investment Adviser.

At June 30, 2013, the Operating Company had \$209.4 million and \$207.1 million of indebtedness outstanding under the Holdings Credit Facility and the SLF Credit Facility, respectively. The Holdings Credit Facility had an effective annual interest rate of 3.0% for the six months ended June 30, 2013 and the SLF Credit Facility had an effective interest rate of 2.2% for the six months ended June 30, 2013.

Illustration. The following table illustrates the effect of leverage on returns from an investment in NMFC's common stock assuming various annual returns, net of expenses and adjusted for unsettled securities purchased. The calculations in the table below are hypothetical. Actual returns may be higher or lower than those appearing below and will also depend on NMFC's ownership interest in the Operating Company. The calculation assumes (i) \$1,094.4 million in total assets, (ii) a weighted average cost of borrowings of 2.6%, (iii) \$416.5 million in debt outstanding and (iv) \$640.3 million in stockholders' equity.

| Assumed Return on Our Portfolio (net of expenses) | | | | | |
|--|----------------|---------------|-----------|-------------|--------------|
| | <u>(10.0)%</u> | <u>(5.0)%</u> | <u>0%</u> | <u>5.0%</u> | <u>10.0%</u> |
| Corresponding return to stockholder | (18.8)% | (10.2)% | (1.7)% | 6.9% | 15.4% |

RISKS RELATED TO OUR OPERATIONS

Regulations governing the operations of BDCs will affect NMFC's ability to raise additional equity capital as well as the Operating Company's ability to issue senior securities or borrow for investment purposes, any or all of which could have a negative effect on our investment objectives and strategies.

The Operating Company's business requires a substantial amount of capital. The Operating Company may acquire additional capital from the issuance of senior securities, including borrowing

under a credit facility or other indebtedness. In addition, NMFC may also issue additional equity capital, which would in turn increase the equity capital available to the Operating Company. Under the 1940 Act, NMFC is not permitted to own any other securities other than common membership units of the Operating Company. As a result, any proceeds from offerings of NMFC's equity securities would be contributed to the Operating Company and subsequently used by the Operating Company for investment purposes. However, NMFC and the Operating Company may not be able to raise additional capital in the future on favorable terms or at all.

The Operating Company may issue debt securities, other evidences of indebtedness or preferred membership units, and it may borrow money from banks or other financial institutions, which we refer to collectively as "senior securities", up to the maximum amount permitted by the 1940 Act. The 1940 Act permits the Operating Company to issue senior securities in amounts such that its asset coverage, as defined in the 1940 Act, equals at least 200.0% after each issuance of senior securities. The Operating Company consolidates the assets and liabilities of NMF SLF for purposes of its financial statements and calculating compliance with the 200.0% asset coverage ratio. If the Operating Company's asset coverage ratio is not at least 200.0%, it would be unable to issue senior securities, and if it had senior securities outstanding (other than any indebtedness issued in consideration of a privately arranged loan, such as any indebtedness outstanding under the Credit Facilities), it would be unable to make distributions to its members and, consequently, NMFC and AIV Holdings would be unable to pay dividends. However, at June 30, 2013, the only senior securities outstanding were indebtedness under the Credit Facilities and therefore at June 30, 2013, the Operating Company would not have been precluded from paying distributions. If the value of the Operating Company's or NMF SLF's assets declines, the Operating Company may be unable to satisfy this test. If that happens, the Operating Company or NMF SLF may be required to liquidate a portion of its investments and repay a portion of its indebtedness at a time when such sales may be disadvantageous.

The Holdings Credit Facility matures on October 27, 2016 and permits borrowings of \$250.0 million as of June 30, 2013. The Holdings Credit Facility had \$209.4 million in debt outstanding as of June 30, 2013. The SLF Credit Facility matures on October 27, 2016 and permits borrowings of \$215.0 million as of June 30, 2013. The SLF Credit Facility had \$207.1 million in debt outstanding as of June 30, 2013.

In addition, the Operating Company may in the future seek to securitize other portfolio securities to generate cash for funding new investments. To securitize loans, the Operating Company would likely create a wholly-owned subsidiary and contribute a pool of loans to the subsidiary. The Operating Company would then sell interests in the subsidiary on a non-recourse basis to purchasers and it would retain all or a portion of the equity in the subsidiary. If the Operating Company is unable to successfully securitize its loan portfolio, which must be done in compliance with the relevant restrictions in the Credit Facilities, its ability to grow its business or fully execute its business strategy could be impaired and our earnings, if any, could decrease. The securitization market is subject to changing market conditions and the Operating Company may not be able to access this market when it would otherwise deem appropriate. Moreover, the successful securitization of the Operating Company's portfolio might expose the Operating Company to losses as the residual investments in which it does not sell interests will tend to be those that are riskier and more apt to generate losses. The 1940 Act also may impose restrictions on the structure of any securitization.

NMFC may also obtain capital for use by the Operating Company through the issuance of additional equity capital, which would in turn increase the equity capital available to the Operating Company. As a BDC, NMFC generally is not able to issue or sell its common stock at a price below net asset value per share. If NMFC's common stock trades at a discount to its net asset value per share, this restriction could adversely affect its ability to raise equity capital. NMFC may, however,

sell its common stock, or warrants, options or rights to acquire its common stock, at a price below its net asset value per share of the common stock if its board of directors and independent directors determine that such sale is in its best interests and the best interests of its stockholders, and its stockholders approve such sale. In any such case, the price at which NMFC's securities are to be issued and sold may not be less than a price that, in the determination of NMFC's board of directors, closely approximates the market value of such securities (less any underwriting commission or discount). If NMFC raises additional funds by issuing more shares of its common stock or if the Operating Company issues senior securities convertible into, or exchangeable for, NMFC's common stock, the percentage ownership of NMFC's and AIV Holdings' stockholders may decline and you may experience dilution. Any proceeds from the issuance of additional shares of NMFC's common stock would be contributed to the Operating Company and used to purchase, on a one-for-one basis, additional common membership units of the Operating Company.

RISKS RELATING TO THE OPERATING COMPANY'S INVESTMENTS

Economic recessions, downturns or government spending cuts could impair the Operating Company's portfolio companies and harm its operating results.

Many of the Operating Company's portfolio companies may be susceptible to economic slowdowns or recessions and may be unable to repay its debt investments during these periods. Therefore, the Operating Company's non-performing assets are likely to increase, and the value of the Operating Company's portfolio is likely to decrease during these periods. Adverse economic conditions also may decrease the value of collateral securing some of the Operating Company's debt investments and the value of its equity investments. Economic slowdowns or recessions could lead to financial losses in the Operating Company's portfolio and a decrease in revenues, net income and assets. Unfavorable economic conditions also could increase the Operating Company's funding costs, limit NMFC's and the Operating Company's access to the capital markets or result in a decision by lenders not to extend credit to the Operating Company. These events could prevent the Operating Company from increasing investments and harm its operating results.

In addition, levels of the U.S. government's spending in future periods are very difficult to predict and subject to significant risks. Significant budgetary constraints may result in further reductions to projected spending levels. In particular, U.S. government expenditures are subject to the potential for automatic reductions, generally referred to as "sequestration". Sequestration, which is in the process of being implemented, is expected to result in significant additional reductions to spending by the U.S. government on both existing and new contracts as well as disruption of ongoing programs. Also, we expect that budgetary constraints and ongoing concerns regarding the U.S. national debt will continue to place downward pressure on U.S. government spending levels. Due to these and other factors, overall U.S. government spending could decline, which could result in significant reductions to the revenues, cash flow and profits of the Operating Company's portfolio companies.

Uncertainty relating to the LIBOR calculation process may adversely affect the value of the Operating Company's portfolio of LIBOR-indexed, floating-rate debt securities.

Concerns have been publicized that some of the member banks surveyed by the British Bankers' Association ("BBA") in connection with the calculation of LIBOR across a range of maturities and currencies may have been under-reporting or otherwise manipulating the inter-bank lending rate applicable to them in order to profit on their derivatives positions or to avoid an appearance of capital insufficiency or adverse reputational or other consequences that may have resulted from reporting inter-bank lending rates higher than those they actually submitted. A number of BBA member banks have entered into settlements with their regulators and law

enforcement agencies with respect to alleged manipulation of LIBOR, and investigations by regulators and governmental authorities in various jurisdictions are ongoing.

Actions by the BBA, regulators or law enforcement agencies may result in changes to the manner in which LIBOR is determined. Uncertainty as to the nature of such potential changes may adversely affect the market for LIBOR-based securities, including the Operating Company's portfolio of LIBOR-indexed, floating-rate debt securities. In addition, any further changes or reforms to the determination or supervision of LIBOR may result in a sudden or prolonged increase or decrease in reported LIBOR, which could have an adverse impact on the market for LIBOR-based securities or the value of our portfolio of LIBOR-indexed, floating-rate debt securities.

CAUTIONARY STATEMENT REGARDING FORWARD-LOOKING STATEMENTS

This prospectus supplement and the accompanying prospectus contains forward-looking statements that involve substantial risks and uncertainties. These forward-looking statements are not historical facts, but rather are based on current expectations, estimates and projections about us, the Operating Company's current and prospective portfolio investments, our industry, our beliefs, and our assumptions. Words such as "anticipates", "expects", "intends", "plans", "will", "may", "continue", "believes", "seeks", "estimates", "would", "could", "should", "targets", "projects" or variations of these words and similar expressions are intended to identify forward-looking statements. The forward-looking statements contained in this prospectus supplement and the accompanying prospectus involve risks and uncertainties, including statements as to:

- the preliminary estimates of our net asset value;
- our future operating results;
- the Operating Company's business prospects and the prospects of its portfolio companies;
- the impact of investments that the Operating Company expects to make;
- our contractual arrangements and relationships with third parties;
- the dependence of our future success on the general economy and its impact on the industries in which we invest;
- the ability of the Operating Company's portfolio companies to achieve their objectives;
- the Operating Company's expected financings and investments;
- the adequacy of our cash resources and working capital; and
- the timing of cash flows, if any, from the operations of the Operating Company's portfolio companies.

These statements are not guarantees of future performance and are subject to risks, uncertainties, and other factors, some of which are beyond our control and difficult to predict and could cause actual results to differ materially from those expressed or forecasted in the forward-looking statements, including without limitation:

- an economic downturn could impair the Operating Company's portfolio companies' ability to continue to operate, which could lead to the loss of some or all of the Operating Company's investments in such portfolio companies;
- a contraction of available credit and/or an inability to access the equity markets could impair our lending and investment activities;
- interest rate volatility could adversely affect our results, particularly if we elect to use leverage as part of our investment strategy;
- currency fluctuations could adversely affect the results of the Operating Company's investments in foreign companies, particularly to the extent that we receive payments denominated in foreign currency rather than U.S. dollars; and
- the risks, uncertainties and other factors we identify in "Risk Factors" and elsewhere in this prospectus supplement, the accompanying prospectus and in our filings with the SEC.

Although we believe that the assumptions on which these forward-looking statements are based are reasonable, any of those assumptions could prove to be inaccurate, and as a result, the forward-looking statements based on those assumptions also could be inaccurate. Important assumptions include the Operating Company's ability to originate new loans and investments,

certain margins and levels of profitability and the availability of additional capital. In light of these and other uncertainties, the inclusion of a projection or forward-looking statement in this prospectus supplement or the accompanying prospectus should not be regarded as a representation by us that our plans and objectives will be achieved. These risks and uncertainties include those described or identified in "Risk Factors" and elsewhere in this prospectus supplement and the accompanying prospectus. You should not place undue reliance on these forward-looking statements, which apply only as of the date of this prospectus supplement. However, we will update this prospectus supplement to reflect any material changes to the information contained herein. The forward-looking statements and projections contained in this prospectus supplement are excluded from the safe harbor protection provided by Section 27A of the Securities Act.

CAPITALIZATION

The following table sets forth the Operating Company's capitalization as of June 30, 2013:

- on an actual basis; and
- on an as adjusted basis to give effect to the sale of 3,000,000 shares of NMFC's common stock by us in this offering at a public offering price of \$14.37 per share (the last reported closing price of NMFC's common stock on October 9, 2013), after deducting the estimated underwriting discounts and commissions of approximately \$1.3 million (excluding the sales load borne by the Investment Adviser) and estimated offering expenses of approximately \$0.1 million payable by the Operating Company.

You should read this table together with "Use of Proceeds" and the financial statements and related notes thereto included elsewhere in this prospectus supplement and the accompanying prospectus.

| | As of June 30, 2013 | |
|--|----------------------------|------------------------------------|
| | Actual | As Adjusted (unaudited) |
| | (in thousands) | |
| Assets: | | |
| Cash and cash equivalents | \$ 15,946 | \$ 57,660 |
| Investments at fair value | 1,059,001 | 1,059,001 |
| Other assets | 19,476 | 19,373 |
| Total assets | \$ 1,094,423 | \$ 1,136,034 |
| Liabilities: | | |
| Credit facilities payable | \$ 416,536 | \$ 416,536 |
| Other liabilities | 37,592 | 37,489 |
| Total liabilities | \$ 454,128 | \$ 454,025 |
| Net assets | \$ 640,295 | \$ 682,009 |
| Members' Capital: | | |
| Common membership units ("unit"), par value \$0.01 per unit; 100,000,000 units authorized, 47,831,859 units outstanding | | \$ 478 |
| Capital in excess of par value | | 681,531 |
| Total members' capital | | 682,009 |

USE OF PROCEEDS

We will not receive any proceeds from the sale of shares of NMFC's common stock by the selling stockholder pursuant to this prospectus supplement.

We estimate that we will receive net proceeds from the sale of the 3,000,000 shares of NMFC's common stock sold by us in this offering of approximately \$41.7 million (using the last reported closing price of NMFC's common stock on October 9, 2013 of \$14.37 per share), after deducting estimated offering expenses of approximately \$0.1 million payable by the Operating Company and underwriting discounts and commissions of approximately \$1.3 million. In addition, the Investment Adviser has agreed to bear an additional \$_____ of commissions in connection with the sale of shares of NMFC's common stock sold by NMFC and the Operating Company (and not the selling stockholder) in this offering, which will not be subject to reimbursement by either NMFC or the Operating Company.

The Operating Company intends to use the net proceeds from the sale of shares of NMFC's common stock sold by us in this offering primarily for new investments in portfolio companies in accordance with the Operating Company's investment objective and strategies described in this prospectus supplement and the accompanying prospectus. The Operating Company may also use a portion of the net proceeds from the sale of shares of NMFC's common stock sold by us in this offering for other general corporate purposes, including to temporarily repay indebtedness (which will be subject to reborrowing), and other working capital needs. The Operating Company is continuously identifying, reviewing and, to the extent consistent with its investment objective, funding new investments. As a result, we typically raise capital as we deem appropriate to fund such new investments.

We expect it will take up to three months for the Operating Company to substantially invest the net proceeds from the sale of shares of NMFC's common stock sold by us in this offering, depending on the availability of attractive opportunities and market conditions. However, we can offer no assurance that we will be able to achieve this goal.

Proceeds not immediately used for new investments or the temporary repayment of debt will be invested primarily in cash, cash equivalents, U.S. government securities and other high-quality investments that mature in one year or less from the date of investment. These securities may have lower yields than the types of investments we would typically make in accordance with our investment objective and, accordingly, may result in lower distributions, if any, during such period.

PRICE RANGE OF COMMON STOCK AND DISTRIBUTIONS

NMFC's common stock is traded on the New York Stock Exchange ("NYSE") under the symbol "NMFC". The following table sets forth the net asset value ("NAV") per share of NMFC's common stock, the high and low closing sale price for NMFC's common stock, the closing sale price as a percentage of NAV and the quarterly dividend distributions per share for each fiscal quarter since NMFC's IPO on May 19, 2011.

| Fiscal Year Ended | NAV Per Share(3) | Closing Sales Price(4) | | Premium or Discount of High Sales to NAV(5) | Premium or Discount of Low Sales to NAV(5) | Declared Dividends Per Share(6) |
|-----------------------------|------------------|------------------------|----------|---|--|---------------------------------|
| | | High | Low | | | |
| December 31, 2013 | | | | | | |
| Fourth Quarter(1) | * | \$ 14.58 | \$ 14.05 | * | * | * |
| Third Quarter | * | \$ 14.90 | \$ 14.21 | * | * | \$ 0.46(8) |
| Second Quarter | \$ 14.32 | \$ 15.60 | \$ 13.82 | 8.94% | (3.49)% | \$ 0.34 |
| First Quarter | \$ 14.31 | \$ 15.45 | \$ 14.30 | 7.97% | (0.07)% | \$ 0.34 |
| December 31, 2012 | | | | | | |
| Fourth Quarter | \$ 14.06 | \$ 15.18 | \$ 13.75 | 7.97% | (2.20)% | \$ 0.48(9) |
| Third Quarter | \$ 14.10 | \$ 15.50 | \$ 14.18 | 9.93% | 0.57% | \$ 0.34 |
| Second Quarter | \$ 13.83 | \$ 14.29 | \$ 13.28 | 3.33% | (3.98)% | \$ 0.57(10) |
| First Quarter | \$ 14.05 | \$ 13.75 | \$ 13.14 | (2.14)% | (6.48)% | \$ 0.32 |
| December 31, 2011(2) | | | | | | |
| Fourth Quarter | \$ 13.60 | \$ 13.41 | \$ 12.27 | (1.40)% | (9.78)% | \$ 0.30 |
| Third Quarter | \$ 13.32 | \$ 13.37 | \$ 10.77 | 0.38% | (19.14)% | \$ 0.29 |
| Second Quarter(7) | \$ 14.25 | \$ 13.55 | \$ 12.35 | (4.91)% | (13.33)% | \$ 0.27 |

(1) Period from July 1, 2013 through October 9, 2013.

(2) NMFC was not unitized until the IPO date of May 19, 2011.

(3) NAV is determined as of the last date in the relevant quarter and therefore may not reflect the NAV per share on the date of the high and low sales prices. The NAVs shown are based on outstanding shares at the end of each period.

(4) Closing sales price is determined as the high or low closing sales price noted within the respective quarter, not adjusted for dividends.

(5) Calculated as of the respective high or low sales price divided by the quarter end NAV.

(6) Represents the dividend paid for the specified quarter.

(7) Period from May 19, 2011 through June 30, 2011 (excludes IPO price of \$13.75).

(8) Includes a third quarter dividend of \$0.34 per share payable on September 30, 2013 and a special dividend of \$0.12 per share payable on August 30, 2013.

(9) Includes a fourth quarter dividend of \$0.34 per share payable on December 28, 2012 and a special dividend of \$0.14 per share payable on January 31, 2013.

(10) Includes a special dividend of \$0.23 per share payable on May 31, 2012 and a second quarter dividend of \$0.34 per share payable on June 29, 2012.

* Not determinable at the time of filing.

On October 9, 2013, the last reported sales price of NMFC's common stock was \$14.37 per share. As of June 30, 2013, the Operating Company had two record holders, which were NMFC

and AIV Holdings, whereas NMFC had approximately 11 stockholders of record and approximately two beneficial owners whose shares are held in the names of brokers, dealers, funds, trusts and clearing agencies. The Operating Company is not a publicly traded entity.

Shares of BDCs may trade at a market price that is less than the value of the net assets attributable to those shares. The possibility that NMFC's shares of common stock will trade at a discount from NAV or at premiums that are unsustainable over the long term are separate and distinct from the risk that our NAV will decrease. Since NMFC's initial public offering on May 19, 2011, NMFC's shares of common stock have traded at times at a discount to the net assets attributable to those shares. As of October 9, 2013, NMFC's shares of common stock traded at a premium of approximately 0.3% of the NAV attributable to those shares as of June 30, 2013. It is not possible to predict whether the shares offered hereby will trade at, above, or below NAV.

Since NMFC is a holding company, distributions will be paid on NMFC's common stock from distributions received from the Operating Company. The Operating Company intends to make distributions to its unit holders that will be sufficient to enable NMFC to pay quarterly distributions to NMFC's stockholders and to obtain and maintain NMFC's status as a regulated investment company. NMFC intends to distribute approximately its entire portion of the Operating Company's Adjusted Net Investment Income on a quarterly basis and substantially its entire portion of the Operating Company's taxable income on an annual basis, except that they may retain certain net capital gains for reinvestment.

NMFC has adopted an "opt out" dividend reinvestment plan on behalf of its stockholders, whereas NMFC stockholders' cash dividends will be automatically reinvested in additional shares of NMFC's common stock, unless the stockholder elects to receive cash. Cash dividends reinvested in additional shares of NMFC's common stock will be automatically reinvested by NMFC into additional units of the Operating Company.

NMFC applies the following in implementing the dividend reinvestment plan. If the price at which newly issued shares are to be credited to stockholders' accounts is greater than 110.0% of the last determined NAV of the shares, NMFC will use only newly issued shares to implement its dividend reinvestment plan. Under such circumstances, the number of shares to be issued to a stockholder is determined by dividing the total dollar amount of the distribution payable to such stockholder by the market price per share of NMFC's common stock on the NYSE on the distribution payment date. Market price per share on that date will be the closing price for such shares on the NYSE or, if no sale is reported for such day, the average of their electronically reported bid and asked prices. If NMFC uses newly issued shares to implement the plan, NMFC will receive, on a one-for-one basis, additional units of the Operating Company in exchange for cash distributions that are reinvested in shares of NMFC's common stock under the dividend reinvestment plan.

If the price at which newly issued shares are to be credited to stockholders' accounts is less than 110.0% of the last determined NAV of the shares, NMFC will either issue new shares or instruct the plan administrator to purchase shares in the open market to satisfy the additional shares required. Shares purchased in open market transactions by the plan administrator will be allocated to a stockholder based on the average purchase price, excluding any brokerage charges or other charges, of all shares of common stock purchased in the open market. The number of shares of NMFC's common stock to be outstanding after giving effect to payment of the distribution cannot be established until the value per share at which additional shares will be issued has been determined and elections of NMFC's stockholders have been tabulated.

The following table reflects the cash distributions, including dividends and returns of capital, if any, per unit/share that have been declared by the Operating Company's board of directors, and subsequently NMFC's board of directors, since NMFC's IPO:

| <u>Date Declared</u> | <u>Record Date</u> | <u>Payment Date</u> | <u>Amount</u> |
|----------------------|--------------------|---------------------|----------------|
| May 6, 2013 | June 14, 2013 | June 28, 2013 | \$ 0.34 |
| March 6, 2013 | March 15, 2013 | March 28, 2013 | 0.34 |
| December 27, 2012(1) | December 31, 2012 | January 31, 2013 | \$ 0.14 |
| November 6, 2012 | December 14, 2012 | December 28, 2012 | 0.34 |
| August 8, 2012 | September 14, 2012 | September 28, 2012 | 0.34 |
| May 8, 2012 | June 15, 2012 | June 29, 2012 | 0.34 |
| May 8, 2012(2) | May 21, 2012 | May 31, 2012 | 0.23 |
| March 7, 2012 | March 15, 2012 | March 30, 2012 | 0.32 |
| November 8, 2011 | December 15, 2011 | December 30, 2011 | \$ 0.30 |
| August 10, 2011 | September 15, 2011 | September 30, 2011 | 0.29 |
| August 10, 2011 | August 22, 2011 | August 31, 2011 | 0.27 |
| Total | | | <u>\$ 3.25</u> |

- (1) Special dividend intended to minimize to the greatest extent possible NMFC's federal income or excise tax liability.
- (2) Special dividend related to estimated realized capital gains attributable to the Operating Company's investments in Lawson Software, Inc. and Infor Lux Bond Company.

Tax characteristics of all dividends paid by NMFC are reported to stockholders on Form 1099 after the end of the calendar year. Future quarterly dividends, if any, for the New Mountain Finance Entities will be determined by their respective boards of directors.

MANAGEMENT'S DISCUSSION AND ANALYSIS OF FINANCIAL CONDITION AND RESULTS OF OPERATIONS

The information contained in this section should be read in conjunction with the Selected Financial and Other Data and our Financial Statements and notes thereto appearing elsewhere in this prospectus supplement and the accompanying prospectus. In addition to historical information, the following discussion and other parts of this prospectus supplement and the accompanying prospectus contain forward-looking information that involves risks and uncertainties. Our actual results could differ materially from those anticipated by such forward-looking information due to the factors discussed under "Risk Factors" and "Cautionary Statement Regarding Forward-Looking Statements" appearing in this prospectus supplement and the accompanying prospectus.

Overview

The Operating Company is a Delaware limited liability company. The Operating Company is externally managed and has elected to be treated as a BDC under the 1940 Act. As such, the Operating Company is obligated to comply with certain regulatory requirements. The Operating Company intends to be treated as a partnership for federal income tax purposes for so long as it has at least two members.

The Operating Company is externally managed by the Investment Adviser. The Administrator provides the administrative services necessary for operations. The Investment Adviser and Administrator are wholly-owned subsidiaries of New Mountain Capital. New Mountain Capital is a firm with a track record of investing in the middle market and with assets under management (which includes amounts committed, not all of which have been drawn down and invested to date) totaling more than \$9.0 billion as of June 30, 2013. New Mountain Capital focuses on investing in defensive growth companies across its private equity, public equity, and credit investment vehicles. The Operating Company, formerly known as New Mountain Guardian (Leveraged), L.L.C., was originally formed as a subsidiary of Guardian AIV by New Mountain Capital in October 2008. Guardian AIV was formed through an allocation of approximately \$300.0 million of the \$5.1 billion of commitments supporting New Mountain Partners III, L.P., a private equity fund managed by New Mountain Capital. In February 2009, New Mountain Capital formed a co-investment vehicle, New Mountain Guardian Partners, L.P., comprising \$20.4 million of commitments.

NMFC is a Delaware corporation that was originally incorporated on June 29, 2010. NMFC is a closed-end, non-diversified management investment company that has elected to be treated as a BDC under the 1940 Act. As such, NMFC is obligated to comply with certain regulatory requirements. NMFC has elected to be treated, and intends to comply with the requirements to qualify annually, as a RIC under Subchapter M of the Code.

AIV Holdings is a Delaware corporation that was originally incorporated on March 11, 2011. Guardian AIV, a Delaware limited partnership, is AIV Holdings' sole stockholder. AIV Holdings is a closed-end, non-diversified management investment company that has elected to be treated as a BDC under the 1940 Act. As such, AIV Holdings is obligated to comply with certain regulatory requirements. AIV Holdings has elected to be treated, and intends to comply with the requirements to qualify annually, as a RIC under the Code.

On May 19, 2011, NMFC priced its IPO of 7,272,727 shares of common stock at a public offering price of \$13.75 per share. Concurrently with the closing of the IPO and at the public offering price of \$13.75 per share, NMFC sold an additional 2,172,000 shares of its common stock to certain executives and employees of, and other individuals affiliated with, New Mountain Capital in the Concurrent Private Placement. Additionally, 1,252,964 shares were issued to the partners of New Mountain Guardian Partners, L.P. at that time for their ownership interest in the Predecessor Entities. In connection with NMFC's IPO and through a series of transactions, the Operating

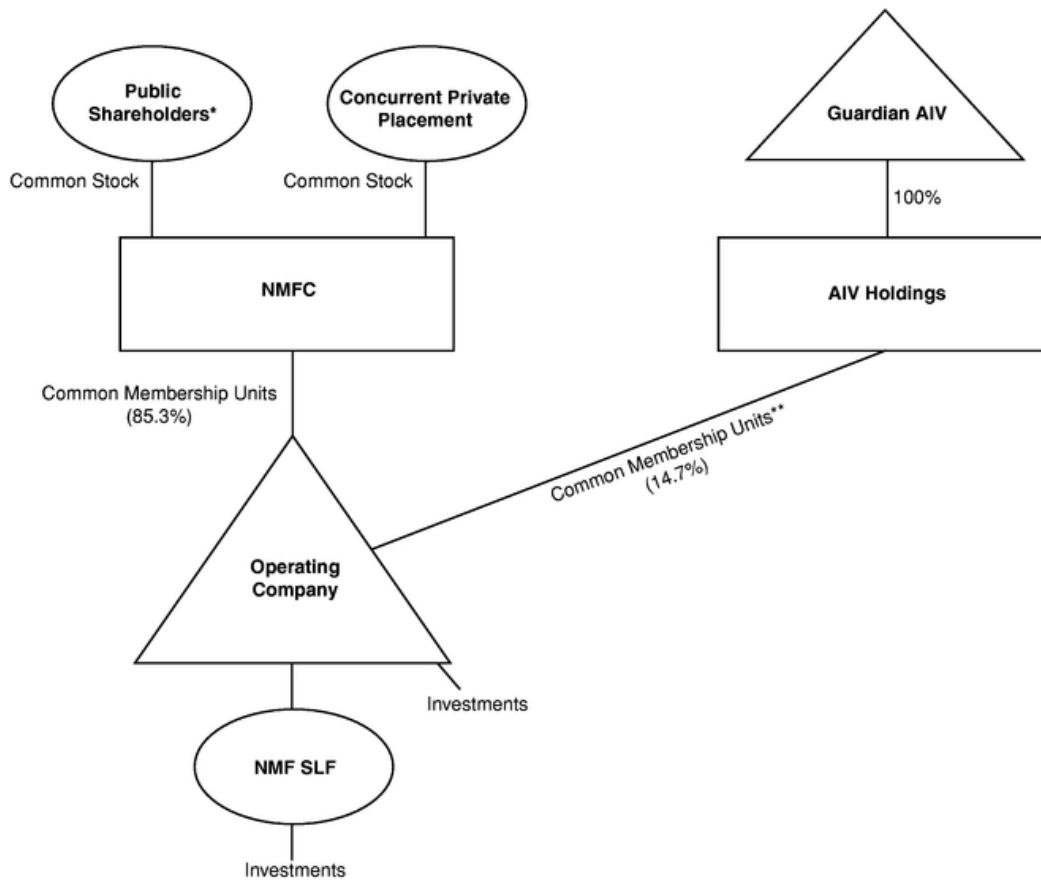
Company owns all of the operations of the Predecessor Entities, including all of the assets and liabilities related to such operations.

NMFC and AIV Holdings are holding companies with no direct operations of their own, and their sole asset is their ownership in the Operating Company. NMFC and AIV Holdings each entered into a joinder agreement with respect to the Limited Liability Company Agreement, as amended and restated, of the Operating Company, pursuant to which NMFC and AIV Holdings were admitted as members of the Operating Company. NMFC acquired from the Operating Company, with the gross proceeds of the IPO and the Concurrent Private Placement, units of the Operating Company (the number of units are equal to the number of shares of NMFC's common stock sold in the IPO and the Concurrent Private Placement). Additionally, NMFC received units of the Operating Company equal to the number of shares of common stock of NMFC issued to the partners of New Mountain Guardian Partners, L.P. Guardian AIV was the parent of the Operating Company prior to the IPO and, as a result of the transactions completed in connection with the IPO, obtained units in the Operating Company. Guardian AIV contributed its units in the Operating Company to its newly formed subsidiary, AIV Holdings, in exchange for common stock of AIV Holdings. AIV Holdings has the right to exchange all or any portion of its units in the Operating Company for shares of NMFC's common stock on a one-for-one basis at any time.

Since NMFC's IPO, and through June 30, 2013, NMFC raised \$190.4 million in net proceeds from additional offerings of common stock and issued shares valued at \$193.7 million to AIV Holdings for exchanged units. NMFC acquired from the Operating Company units of the Operating Company equal to the number of shares of NMFC's common stock sold in the additional offerings.

The current structure was designed to generally prevent NMFC and its stockholders from being allocated taxable income with respect to unrecognized gains that existed at the time of the IPO in the Predecessor Entities' assets, and rather such amounts would be allocated generally to AIV Holdings and its stockholders. The result is that any distributions made to NMFC's stockholders that are attributable to such gains generally will not be treated as taxable dividends but rather as return of capital. See "Material Federal Income Tax Considerations" included in the accompanying prospectus.

The diagram below depicts the New Mountain Finance Entities' organizational structure as of June 30, 2013.



* Includes partners of New Mountain Guardian Partners, L.P.

** These common membership units are exchangeable into shares of NMFC common stock on a one-for-one basis.

The Operating Company's investment objective is to generate current income and capital appreciation through the sourcing and origination of debt securities at all levels of the capital structure, including first and second lien debt, notes, bonds and mezzanine securities. In some cases, the Operating Company's investments may also include equity interests. The primary focus is in the debt of defensive growth companies, which are defined as generally exhibiting the following characteristics: (i) sustainable secular growth drivers, (ii) high barriers to competitive entry, (iii) high free cash flow after capital expenditure and working capital needs, (iv) high returns on assets and (v) niche market dominance.

As of June 30, 2013, the Operating Company's net asset value was \$640.3 million and its portfolio had a fair value of approximately \$1,059.0 million in 59 portfolio companies, with a weighted average yield to maturity of approximately 10.3%. This yield to maturity calculation assumes that all investments not on non-accrual are purchased at fair value on June 30, 2013 and

held until their respective maturities with no prepayments or losses and exited at par at maturity. The actual yield to maturity may be higher or lower due to the future selection of the London Interbank Offered Rate ("LIBOR") contracts by the individual companies in the Operating Company's portfolio or other factors.

Recent Developments

On August 7, 2013, the Operating Company's board of directors, and subsequently NMFC's board of directors, declared a third quarter 2013 distribution of \$0.34 per unit/share payable on September 30, 2013 to holders of record as of September 16, 2013. Subsequently, AIV Holdings' board of directors declared a dividend payable on September 30, 2013 to holders of record as of September 16, 2013 in an amount equal to \$0.34 per unit multiplied by the total number of units owned by AIV Holdings of the Operating Company as of the record date.

On August 7, 2013, the Operating Company's board of directors, and subsequently NMFC's board of directors, declared a special distribution of \$0.12 per unit/share payable on August 30, 2013 to holders of record as of August 20, 2013. Subsequently, AIV Holdings' board of directors declared a dividend payable on August 30, 2013 to holders of record as of August 20, 2013 in an amount equal to \$0.12 per unit multiplied by the total number of units owned by AIV Holdings of the Operating Company as of the record date.

Critical Accounting Policies

The preparation of financial statements and related disclosures in conformity with generally accepted accounting principles in the United States ("GAAP") requires management to make estimates and assumptions that affect the reported amounts of assets and liabilities, disclosure of contingent assets and liabilities at the date of the financial statements, and revenues and expenses during the periods reported. Actual results could materially differ from those estimates. We have identified the following items as critical accounting policies.

Basis of Accounting

The Operating Company consolidates its wholly-owned subsidiary, NMF SLF. NMFC does not consolidate the Operating Company. NMFC applies investment company master-feeder financial statement presentation, as described in Accounting Standards Codification 946, *Financial Services — Investment Companies*, ("ASC 946") to their interest in the Operating Company. NMFC observes that it is industry practice to follow the presentation prescribed for a Master Fund-Feeder Fund structure in ASC 946 in instances in which a master fund is owned by more than one feeder fund and that such presentation provides stockholders of NMFC with a clearer depiction of their investment in the master fund.

Valuation and Leveling of Portfolio Investments

At all times consistent with GAAP and the 1940 Act, the Operating Company conducts a valuation of assets, which impacts its net asset value, and, consequently, the net asset values of NMFC.

The Operating Company values its assets on a quarterly basis, or more frequently if required under the 1940 Act. In all cases, the Operating Company's board of directors is ultimately and solely responsible for determining the fair value of its portfolio investments on a quarterly basis in good faith, including investments that are not publicly traded, those whose market prices are not readily available, and any other situation where its portfolio investments require a fair value

determination. Security transactions are accounted for on a trade date basis. The Operating Company's quarterly valuation procedures are set forth in more detail below:

- (1) Investments for which market quotations are readily available on an exchange are valued at such market quotations based on the closing price indicated from independent pricing services.
- (2) Investments for which indicative prices are obtained from various pricing services and/or brokers or dealers are valued through a multi-step valuation process, as described below, to determine whether the quote(s) obtained is representative of fair value in accordance with GAAP.
 - a. Bond quotes are obtained through independent pricing services. Internal reviews are performed by the investment professionals of the Investment Adviser to ensure that the quote obtained is representative of fair value in accordance with GAAP and if so, the quote is used. If the Investment Adviser is unable to sufficiently validate the quote(s) internally and if the investment's par value or its fair value exceeds the materiality threshold, the investment is valued similarly to those assets with no readily available quotes (see (3) below);
 - b. For investments other than bonds, the investment professionals of the Investment Adviser look at the number of quotes readily available and perform the following:
 - i. Investments for which two or more quotes are received from a pricing service are valued using the mean of the mean of the bid and ask of the quotes obtained;
 - ii. Investments for which one quote is received from a pricing service are validated internally. The investment professionals of the Investment Adviser analyze the market quotes obtained using an array of valuation methods (further described below) to validate the fair value. If the Investment Adviser is unable to sufficiently validate the quote internally and if the investment's par value or its fair value exceeds the materiality threshold, the investment is valued similarly to those assets with no readily available quotes (see (3) below).
- (3) Investments for which quotations are not readily available through exchanges, pricing services, brokers, or dealers are valued through a multi-step valuation process:
 - a. Each portfolio company or investment is initially valued by the investment professionals of the Investment Adviser responsible for the credit monitoring;
 - b. Preliminary valuation conclusions will then be documented and discussed with the Operating Company's senior management;
 - c. If an investment falls into (3) above for four consecutive quarters and if the investment's par value or its fair value exceeds the materiality threshold, then at least once each fiscal year, the valuation for each portfolio investment for which the investment professionals of the Investment Adviser do not have a readily available market quotation will be reviewed by an independent valuation firm engaged by the Operating Company's board of directors; and
 - d. When deemed appropriate by the Operating Company's management, an independent valuation firm may be engaged to review and value investment(s) of a portfolio company, without any preliminary valuation being performed by the Investment Adviser. The investment professionals of the Investment Adviser will review and validate the value provided.

The values assigned to investments are based upon available information and do not necessarily represent amounts which might ultimately be realized, since such amounts depend on future circumstances and cannot be reasonably determined until the individual positions are liquidated. Due to the inherent uncertainty of determining the fair value of investments that do not have a readily available market value, the fair value of certain investments may fluctuate from period to period and the fluctuations could be material.

GAAP fair value measurement guidance classifies the inputs used in measuring fair value into three levels as follows:

Level I — Quoted prices (unadjusted) are available in active markets for identical investments and the Operating Company has the ability to access such quotes as of the reporting date. The type of investments which would generally be included in Level I include active exchange-traded equity securities and exchange-traded derivatives. As required by Accounting Standards Codification 820, *Fair Value Measurements and Disclosures* ("ASC 820"), the Operating Company, to the extent that we hold such investments, does not adjust the quoted price for these investments, even in situations where the Operating Company holds a large position and a sale could reasonably impact the quoted price.

Level II — Pricing inputs are observable for the investments, either directly or indirectly, as of the reporting date, but are not the same as those used in Level I. Level II inputs include the following:

- Quoted prices for similar assets or liabilities in active markets;
- Quoted prices for identical or similar assets or liabilities in non-active markets (examples include corporate and municipal bonds, which trade infrequently);
- Pricing models whose inputs are observable for substantially the full term of the asset or liability (examples include most over-the-counter derivatives, including foreign exchange forward contracts); and
- Pricing models whose inputs are derived principally from or corroborated by observable market data through correlation or other means for substantially the full term of the asset or liability.

Level III — Pricing inputs are unobservable for the investment and include situations where there is little, if any, market activity for the investment.

The inputs into the determination of fair value require significant judgment or estimation by management and consideration of factors specific to each investment. A review of the fair value hierarchy classifications is conducted on a quarterly basis. Changes in the observability of valuation inputs may result in the transfer of certain investments within the fair value hierarchy from period to period.

The following table summarizes the levels in the fair value hierarchy that the Operating Company's portfolio investments fall into as of June 30, 2013:

| <u>(in thousands)</u> | <u>Total</u> | <u>Level I</u> | <u>Level II</u> | <u>Level III</u> |
|--------------------------|---------------------|----------------|-------------------|-------------------|
| First lien | \$ 550,887 | \$ — | \$ 529,575 | \$ 21,312 |
| Second lien | 432,779 | — | 394,252 | 38,527 |
| Subordinated | 46,654 | — | 21,973 | 24,681 |
| Equity and other | 28,681 | — | — | 28,681 |
| Total investments | \$ 1,059,001 | \$ — | \$ 945,800 | \$ 113,201 |

NMFC is a holding company with no direct operations of its own, and its sole asset is its ownership in the Operating Company. NMFC's investments in the Operating Company are carried at fair value and represent the pro-rata interest in the net assets of the Operating Company as of the applicable reporting date. NMFC values its ownership interest on a quarterly basis, or more frequently if required under the 1940 Act.

The Operating Company generally uses the following framework when determining the fair value of investments where there are little, if any, market activity or observable pricing inputs.

Company Performance, Financial Review, and Analysis: Prior to investment, as part of its due diligence process, the Operating Company evaluates the overall performance and financial stability of the portfolio company. Post investment, the Operating Company analyzes each portfolio company's current operating performance and relevant financial trends versus prior year and budgeted results, including, but not limited to, factors affecting its revenue and earnings before interest, taxes, depreciation, and amortization ("EBITDA") growth, margin trends, liquidity position, covenant compliance and changes to its capital structure. The Operating Company also attempts to identify and subsequently track any developments at the portfolio company, within its customer or vendor base or within the industry or the macroeconomic environment, generally, that may alter any material element of its original investment thesis. This analysis is specific to each portfolio company. The Operating Company leverages the knowledge gained from its original due diligence process, augmented by this subsequent monitoring, to continually refine its outlook for each of its portfolio companies and ultimately form the valuation of its investment in each portfolio company. When an external event such as a purchase transaction, public offering or subsequent sale occurs, the Operating Company will consider the pricing indicated by the external event to corroborate the private valuation.

Market Based Approach: The Operating Company typically estimates the total enterprise value of each portfolio company by utilizing market value cash flow (EBITDA) multiples of publicly traded comparable companies. The Operating Company considers numerous factors when selecting the appropriate companies whose trading multiples are used to value its portfolio companies. These factors include, but are not limited to, the type of organization, similarity to the business being valued, relevant risk factors, as well as size, profitability and growth expectations. The Operating Company generally applies an average of various relevant comparable company EBITDA multiples to the portfolio company's latest twelve month ("LTM") EBITDA or projected EBITDA to calculate portfolio company enterprise value. In applying the market based approach as of June 30, 2013, the Operating Company used the relevant EBITDA ranges set forth in the table below to determine the enterprise value of investments in six of its portfolio companies. The Operating Company believes this was a reasonable range in light of current comparable company trading levels and the specific companies involved.

Income Based Approach: The Operating Company also typically uses a discounted cash flow analysis to estimate the fair value of the investment. Projected cash flows represent the relevant security's contractual interest, fee and principal payments plus the assumption of full principal recovery at the investment's expected maturity date. These cash flows are discounted at a rate established utilizing a yield calibration approach, which incorporates changes in the credit quality (as measured by relevant statistics) of the portfolio company, as compared to changes in the yield associated with comparable credit quality market indices, between the date of origination and the valuation date. In applying the income based approach as of June 30, 2013, the Operating

Company used the discount ranges set forth in the table below to value investments in eight of its portfolio companies.

| (in thousands) Type | Fair Value | Approach | EBITDA Range | | | Discount Range | | |
|------------------------|------------|-------------------|--------------|------|------------------|----------------|-------|------------------|
| | | | Low | High | Weighted Average | Low | High | Weighted Average |
| First lien | \$ 21,312 | Market and Income | 4.0x | 7.0x | 6.1x | 5.5% | 21.8% | 13.1% |
| Second lien | 38,527 | Market and Income | 5.5x | 7.5x | 6.4x | 10.2% | 11.8% | 11.0% |
| Subordinated | 24,681 | Market and Income | 6.5x | 9.0x | 7.7x | 12.6% | 21.6% | 14.9% |
| Equity | 24,052 | Market and Income | 5.5x | 8.0x | 6.4x | 9.0% | 20.0% | 16.3% |

The Operating Company typically uses a Black Scholes analysis to fair value warrant investments. Input variables used in these analyses include, but are not limited to, stock price, exercise price, expiration date, valuation date, volatility, and discount rate. As of June 30, 2013, warrants had a fair value of \$4.6 million, which have been excluded from the table above.

Revenue Recognition

The Operating Company's revenue recognition policies are as follows:

Sales and paydowns of investments: Realized gains and losses on investments are determined on the specific identification method.

Interest income: Interest income, including amortization of premium and discount using the effective interest method, is recorded on the accrual basis and periodically assessed for collectability. Interest income also includes interest earned from cash on hand. Upon the prepayment of a loan or debt security, any prepayment penalties are recorded as part of interest income. The Operating Company has loans in the portfolio that contain a payment-in-kind ("PIK") provision. PIK represents interest that is accrued and recorded as interest income at the contractual rates, added to the loan principal on the respective capitalization dates, and generally due at maturity.

Non-accrual income: Loans are placed on non-accrual status when principal or interest payments are past due 30 days or more and when there is reasonable doubt that principal or interest will be collected. Accrued cash and un-capitalized PIK interest is generally reversed when a loan is placed on non-accrual status. Previously capitalized PIK interest is not reversed when an investment is placed on non-accrual status. Interest payments received on non-accrual loans may be recognized as income or applied to principal depending upon management's judgment of the ultimate outcome. Non-accrual loans are restored to accrual status when past due principal and interest is paid and, in management's judgment, are likely to remain current.

Other income: Other income represents delayed compensation, consent or amendment fees, revolver fees and other miscellaneous fees received. Delayed compensation is income earned from counterparties on trades that do not settle within a set number of business days after trade date. Other income may also include fees from bridge loans. The Operating Company may from time to time enter into bridge financing commitments, an obligation to provide interim financing to a counterparty until permanent credit can be obtained. These commitments are short-term in nature and may expire unfunded. A fee is received by the Operating Company for providing such commitments.

NMFC's revenue recognition policy is as follows:

Revenue, expenses, and capital gains (losses): At each quarterly valuation date, the Operating Company's investment income, expenses, net realized gains (losses), and net increase

(decrease) in unrealized appreciation (depreciation) are allocated to NMFC based on its pro-rata interest in the net assets of the Operating Company. This is recorded on NMFC's Statements of Operations. Realized gains and losses are recorded upon sales of NMFC's investment in the Operating Company. Net change in unrealized appreciation (depreciation) of investment in New Mountain Finance Holdings, L.L.C. is the difference between the net asset value per share and the closing price per share for shares issued as part of the dividend reinvestment plan on the dividend payment date. This net change in unrealized appreciation (depreciation) of investment in New Mountain Finance Holdings, L.L.C. includes the unrealized appreciation (depreciation) from the IPO. NMFC used the proceeds from its IPO and Concurrent Private Placement to purchase units in the Operating Company at \$13.75 per unit (its IPO price per share). At the IPO date, \$13.75 per unit represented a discount to the actual net asset value per unit of the Operating Company. As a result, NMFC experienced immediate unrealized appreciation on its investment in the Operating Company.

All expenses are paid and recorded by the Operating Company. Expenses are allocated to NMFC based on its pro-rata ownership interest. In addition, the Operating Company paid all of the offering costs related to the IPO and subsequent offerings. NMFC has recorded its portion of the offering costs as a direct reduction to net assets and the cost of its investment in the Operating Company.

With respect to the expenses incident to any registration of shares of NMFC's common stock issued in exchange for units of the Operating Company, AIV Holdings is responsible for the expenses of any demand registration (including underwriters' discounts or commissions) and their pro-rata share of any "piggyback" registration expenses.

Monitoring of Portfolio Investments

The Operating Company monitors the performance and financial trends of its portfolio companies on at least a quarterly basis. The Operating Company attempts to identify any developments at the portfolio company or within the industry or the macroeconomic environment that may alter any material element of its original investment strategy.

The Operating Company uses an investment rating system to characterize and monitor the credit profile and expected level of returns on each investment in the portfolio. The Operating Company uses a four-level numeric rating scale as follows:

- Investment Rating 1 — Investment is performing materially above expectations;
- Investment Rating 2 — Investment is performing materially in-line with expectations. All new loans are rated 2 at initial purchase;
- Investment Rating 3 — Investment is performing materially below expectations and risk has increased materially since the original investment; and
- Investment Rating 4 — Investment is performing substantially below expectations and risks have increased substantially since the original investment. Payments may be delinquent. There is meaningful possibility that the Operating Company will not recoup its original cost basis in the investment and may realize a substantial loss upon exit.

As of June 30, 2013, all investments in the Operating Company's portfolio had an Investment Rating of 1 or 2 with the exception of two portfolio companies; one with an Investment Rating of 3 and the other with an Investment Rating of 4. As of June 30, 2013, the Operating Company's first lien positions in ATI Acquisition Company had an Investment Rating of 4 due to the underlying business encountering significant regulatory constraints which have led to the portfolio company's underperformance. As of June 30, 2013, the Operating Company's first lien positions in ATI Acquisition Company remained on non-accrual status due to the inability of the portfolio company to service its interest payments for the quarter then ended and uncertainty about its ability to pay such amounts in the future. As of June 30, 2013, the Operating Company's investment had an aggregate cost basis of \$5.9 million, an aggregate fair value of \$0.4 million and total unearned interest income of \$0.2 and \$0.5 million, respectively, for the three and six months then ended. Unrealized gains include a fee that the Operating Company would receive upon maturity of the two super priority first lien debt investments.

Portfolio and Investment Activity

The fair value of the Operating Company's investments was approximately \$1,059.0 million in 59 portfolio companies at June 30, 2013 and approximately \$989.8 million in 63 portfolio companies at December 31, 2012.

The following table shows the Operating Company's portfolio and investment activity for the six months ended June 30, 2013 and June 30, 2012:

| (in millions) | Six months ended | |
|--|-------------------------|----------------------|
| | June 30, 2013 | June 30, 2012 |
| New investments in 17 and 19 portfolio companies, respectively | \$ 262.3 | \$ 233.1 |
| Debt repayments in existing portfolio companies | 176.5 | 128.6 |
| Sales of securities in 9 and 12 portfolio companies, respectively | 24.9 | 75.2 |
| Change in unrealized appreciation on 41 and 34 portfolio companies, respectively | 16.5 | 10.0 |
| Change in unrealized depreciation 24 and 29 portfolio companies, respectively | (16.6) | (9.8) |

At June 30, 2013, the Operating Company's weighted average yield to maturity was approximately 10.3%.

Results of Operations

Since NMFC is a holding company with no direct operations of its own, and its only business and sole asset is its ownership of units of the Operating Company, NMFC's results of operations are based on the Operating Company's results of operations.

Under GAAP, NMFC's IPO did not step-up the cost basis of the Operating Company's existing investments to fair market value at the IPO date. Since the total value of the Operating Company's investments at the time of the IPO was greater than the investments' cost basis, a larger amount of amortization of purchase or original issue discount, and different amounts in realized gain and unrealized appreciation, may be recognized under GAAP in each period than if the step-up had occurred. This will remain until such predecessor investments are sold or mature in the future. The Operating Company tracks the transferred (or fair market) value of each of its investment as of the time of the IPO and, for purposes of the incentive fee calculation, adjusts income as if each investment was purchased at the date of the IPO (or stepped up to fair market value). The respective "Adjusted Net Investment Income" (defined as net investment income adjusted to reflect income as if the cost basis of investments held at the IPO date had stepped-up to fair market value as of the IPO date) is used in calculating both the incentive fee and dividend payments. The

Operating Company also uses the transferred (or fair market) value of each of its investments as of the time of the IPO to adjust capital gains ("Adjusted Realized Capital Gains") or losses ("Adjusted Realized Capital Losses") and unrealized capital appreciation ("Adjusted Unrealized Capital Appreciation") and unrealized capital depreciation ("Adjusted Unrealized Capital Depreciation"). See *Note 5, Agreements* to the June 30, 2013 financial statements appearing elsewhere in this prospectus supplement for additional details.

The following table for the Operating Company for the three months ended June 30, 2013 is adjusted to reflect the step-up to fair market value and the allocation of the incentive fees related to hypothetical capital gains out of the adjusted post-incentive fee net investment income.

| (in thousands) | Three months ended June 30, 2013 | Stepped-up Cost Basis Adjustments | Incentive Fee Adjustments(1) | Adjusted three months ended June 30, 2013 |
|--|-------------------------------------|--------------------------------------|---------------------------------|---|
| Investment income | | | | |
| Interest income | \$ 27,321 | \$ (214) | \$ — | \$ 27,107 |
| Dividend income | 6,436 | — | — | 6,436 |
| Other income | 1,399 | — | — | 1,399 |
| Total investment income | 35,156 | (214) | — | 34,942 |
| Total net expenses pre-incentive fee(2) | 7,907 | — | — | 7,907 |
| Pre-Incentive Fee Net Investment Income | 27,249 | (214) | — | 27,035 |
| Incentive fee | 3,706 | — | 1,701 | 5,407 |
| Post-Incentive Fee Net Investment Income | 23,543 | (214) | (1,701) | 21,628 |
| Net realized gains on investments | 3,312 | (2,689) | — | 623 |
| Net change in unrealized (depreciation) appreciation of investments | (12,031) | 2,903 | — | (9,128) |
| Capital gains incentive fees | — | — | 1,701 | 1,701 |
| Net increase in capital resulting from operations | \$ 14,824 | | | \$ 14,824 |

- (1) For the three months ended June 30, 2013, the Operating Company incurred total incentive fees of \$3.7 million, of which included a \$1.7 million reduction to total capital gains incentive fees on a hypothetical liquidation basis.
- (2) Includes expense waivers and reimbursements of \$0.8 million.

For the three months ended June 30, 2013, the Operating Company had a \$0.2 million adjustment to interest income for amortization, a decrease of \$2.7 million to net realized gains and an increase of \$2.9 million to net change in unrealized depreciation to adjust for the stepped-up cost basis of the transferred investments as discussed above. For the three months ended June 30, 2013, total adjusted investment income of \$34.9 million consisted of approximately \$23.4 million in cash interest from investments, approximately \$0.9 million in payment-in-kind interest from investments, approximately \$2.2 million in prepayment fees, net amortization of purchase premiums and discounts and origination fees of approximately \$0.6 million, approximately \$6.4 million in dividend income and approximately \$1.4 million in other income. The Operating Company's Adjusted Net Investment Income was \$21.6 million for the three months ended June 30, 2013.

The following table for the Operating Company for the six months ended June 30, 2013 is adjusted to reflect the step-up to fair market value and the allocation of the incentive fees related to hypothetical capital gains out of the adjusted post-incentive fee net investment income.

| (in thousands) | Six months ended June 30, 2013 | Stepped-up Cost Basis Adjustments | Incentive Fee Adjustments(1) | Adjusted six months ended June 30, 2013 |
|--|-----------------------------------|--------------------------------------|---------------------------------|---|
| Investment income | | | | |
| Interest income | \$ 52,364 | \$ (693) | \$ — | \$ 51,671 |
| Dividend income | 6,433 | — | — | 6,433 |
| Other income | 1,677 | — | — | 1,677 |
| Total investment income | 60,474 | (693) | — | 59,781 |
| Total net expenses pre-incentive fee(2) | 15,458 | — | — | 15,458 |
| Pre-Incentive Fee Net Investment Income | 45,016 | (693) | — | 44,323 |
| Incentive fee | 9,846 | — | (981) | 8,865 |
| Post-Incentive Fee Net Investment Income | 35,170 | (693) | 981 | 35,458 |
| Net realized gains on investments | 4,356 | (3,149) | — | 1,207 |
| Net change in unrealized (depreciation) appreciation of investments | (141) | 3,842 | — | 3,701 |
| Capital gains incentive fees | — | — | (981) | (981) |
| Net increase in capital resulting from operations | <u>\$ 39,385</u> | | | <u>\$ 39,385</u> |

- (1) For the six months ended June 30, 2013, the Operating Company incurred total incentive fees of \$9.8 million, of which \$1.0 million related to capital gains incentive fees on a hypothetical liquidation basis.
- (2) Includes expense waivers and reimbursements of \$1.7 million.

For the six months ended June 30, 2013, the Operating Company had a \$0.7 million adjustment to interest income for amortization, a decrease of \$3.1 million to net realized gains and an increase of \$3.8 million to net change in unrealized depreciation to adjust for the stepped-up cost basis of the transferred investments as discussed above. For the six months ended June 30, 2013, total adjusted investment income of \$59.8 million consisted of approximately \$45.7 million in cash interest from investments, approximately \$1.6 million in payment-in-kind interest from investments, approximately \$3.2 million in prepayment fees, net amortization of purchase premiums and discounts and origination fees of approximately \$1.2 million, approximately \$6.4 million in dividend income and approximately \$1.7 million in other income. The Operating Company's Adjusted Net Investment Income was \$35.4 million for the six months ended June 30, 2013.

In accordance with GAAP, for the six months ended June 30, 2013, the Operating Company accrued \$1.0 million of hypothetical capital gains incentive fee based upon the cumulative net Adjusted Realized Capital Gains and Adjusted Realized Capital Losses and the cumulative net Adjusted Unrealized Capital Appreciation and Adjusted Unrealized Capital Depreciation on investments held at the end of each period. Actual amounts paid to the Investment Adviser are consistent with the Investment Management Agreement and are based only on actual Adjusted Realized Capital Gains computed net of all Adjusted Realized Capital Losses and Adjusted Unrealized Capital Depreciation on a cumulative basis from inception through the end of each calendar year as if the entire portfolio was sold at fair value. As of June 30, 2013, no actual capital

gains incentive fee was owed under the Investment Management Agreement, as cumulative net Adjusted Realized Gains did not exceed cumulative Adjusted Unrealized Depreciation.

The following table for the Operating Company for the year ended December 31, 2012 is adjusted to reflect the step-up to fair market value and the allocation of the incentive fees related to hypothetical capital gains out of the adjusted post-incentive fee net investment income.

| (in thousands) | Year ended December 31, 2012 | Stepped-up Cost Basis Adjustments | Incentive Fee Adjustments(1) | Adjusted year ended December 31, 2012 |
|--|---------------------------------|--------------------------------------|---------------------------------|--|
| Investment income | | | | |
| Interest income | \$ 83,646 | \$ (3,476) | \$ — | \$ 80,170 |
| Dividend income | 812 | — | — | 812 |
| Other income | 1,328 | — | — | 1,328 |
| Total investment income | 85,786 | (3,476) | — | 82,310 |
| Total expenses pre-incentive fee | 24,625 | — | — | 24,625 |
| Pre-Incentive Fee Net Investment Income | | | | |
| | 61,161 | (3,476) | — | 57,685 |
| Incentive fee | 15,944 | — | (4,407) | 11,537 |
| Post-Incentive Fee Net Investment Income | | | | |
| | 45,217 | (3,476) | 4,407 | 46,148 |
| Net realized gains (losses) on investments | 18,851 | (6,958) | — | 11,893 |
| Net change in unrealized appreciation of investments | 9,928 | 10,434 | — | 20,362 |
| Capital gains incentive fees | — | — | (4,407) | (4,407) |
| Net increase in capital resulting from operations | \$ 73,996 | | | \$ 73,996 |

- (1) For the year ended December 31, 2012, the Operating Company incurred total incentive fees of \$15.9 million, of which \$4.4 million related to capital gains incentive fees on a hypothetical liquidation basis.

For the year ended December 31, 2012, the Operating Company had a \$3.5 million adjustment to interest income for amortization, a decrease of \$6.9 million to net realized gains and an increase of \$10.4 million to net change in unrealized appreciation to adjust for the stepped-up cost basis of the transferred investments as discussed above. For the year ended December 31, 2012, total adjusted interest income of \$80.2 million consisted of approximately \$71.9 million in cash interest from investments, approximately \$2.2 million in payment-in-kind interest from investments, approximately \$3.6 million in prepayment fees and net amortization of purchase premiums and discounts and origination fees of approximately \$2.5 million. The Operating Company's Adjusted Net Investment Income was \$46.1 million for the year ended December 31, 2012.

In accordance with GAAP, for the year ended December 31, 2012, the Operating Company accrued \$4.4 million of hypothetical capital gains incentive fee based upon the cumulative net Adjusted Realized Capital Gains and Adjusted Realized Capital Losses and the cumulative net Adjusted Unrealized Capital Appreciation and Adjusted Unrealized Capital Depreciation on investments held at the end of each period. Actual amounts paid to the Investment Adviser are consistent with the Investment Management Agreement and are based only on actual Adjusted

Realized Capital Gains computed net of all Adjusted Realized Capital Losses and Adjusted Unrealized Capital Depreciation on a cumulative basis from inception through the end of each calendar year as if the entire portfolio was sold at fair value. As of December 31, 2012, no actual capital gains incentive fee was owed under the Investment Management Agreement, as cumulative net Adjusted Realized Capital Gains did not exceed cumulative Adjusted Unrealized Capital Depreciation.

The following table for the Operating Company for the period May 19, 2011 (effective date of the Investment Management Agreement) to December 31, 2011 is adjusted to reflect the step-up to fair market value.

| (in thousands) | Period from May 19, 2011 to December 31, 2011 | Adjustments | Adjusted Period from May 19, 2011 to December 31, 2011 |
|--|--|--------------------|---|
| Investment income | | | |
| Interest income | \$ 38,836 | \$ (2,019) | \$ 36,817 |
| Other income | 670 | — | 670 |
| Total investment income | 39,506 | (2,019) | 37,487 |
| Total expenses pre-incentive fee | 11,863 | — | 11,863 |
| Pre-Incentive Fee Net Investment Income | 27,643 | (2,019) | 25,624 |
| Incentive fee(1) | 3,522 | — | 3,522 |
| Post-Incentive Fee Net Investment Income | 24,121 | (2,019) | 22,102 |
| Net realized gains (losses) on investments | 3,298 | (2,422) | 876 |
| Net change in unrealized (depreciation) appreciation of investments | (15,538) | 4,441 | (11,097) |
| Net increase in capital resulting from operations | \$ 11,881 | | \$ 11,881 |

(1) For the year ended December 31, 2011, the Operating Company had no incentive fees related to capital gains incentive fees on a hypothetical liquidation basis.

For the period May 19, 2011 (effective date of the Investment Management Agreement) to December 31, 2011, the Operating Company had a \$2.0 million adjustment to interest income for amortization, a decrease of \$2.4 million to realized gains and an increase of \$4.4 million to unrealized depreciation to adjust for the stepped-up cost basis of the transferred investments as discussed above. The Operating Company's Adjusted Net Investment Income was \$22.1 million for the period May 19, 2011 (effective date of the Investment Management Agreement) to December 31, 2011.

**Results of Operations for the Operating Company for the Three Months Ended
June 30, 2013 and June 30, 2012**

Revenue

| <u>(in thousands)</u> | <u>Three months ended</u> | | <u>Percent Change</u> |
|-------------------------|---------------------------|----------------------|---------------------------|
| | <u>June 30, 2013</u> | <u>June 30, 2012</u> | |
| Interest income | \$ 27,321 | \$ 20,124 | 36% |
| Dividend income | 6,436 | — | 100% |
| Other income | 1,399 | 175 | NM* |
| Total investment income | <u>\$ 35,156</u> | <u>\$ 20,299</u> | |

* Not meaningful.

The Operating Company's total investment income increased by \$14.9 million for the three months ended June 30, 2013 as compared to the three months ended June 30, 2012. The increase in interest and other income from the three months ended June 30, 2012 to the three months ended June 30, 2013 was primarily attributable to larger invested balances, driven by the proceeds from the 2012 and 2013 primary offerings of NMFC's common stock, the Operating Company's use of leverage for its revolving credit facilities to originate new investments and prepayment fees received associated with the early repayments or partial repayments of five different portfolio companies held by the Operating Company as of March 31, 2013. Additionally, the Operating Company's other income increased due to consent, amendment and forbearance fees received associated with three different portfolio companies held by the Operating Company as of March 31, 2013. The increase in dividend income from the three months ended June 30, 2012 to the three months ended June 30, 2013 was attributable to a distribution from one of the Operating Company's warrant investments.

Operating Expenses

| <u>(in thousands)</u> | <u>Three months ended</u> | | <u>Percent Change</u> |
|---|---------------------------|----------------------|---------------------------|
| | <u>June 30, 2013</u> | <u>June 30, 2012</u> | |
| Management fee | \$ 3,727 | \$ 2,606 | 43% |
| Incentive fee(1) | 3,706 | 2,771 | 34% |
| Interest and other credit facility expenses | 3,118 | 2,401 | 30% |
| Administrative expenses | 939 | 504 | 86% |
| Professional fees | 563 | 426 | 32% |
| Other general and administrative expenses | 396 | 343 | 15% |
| Total expenses | <u>12,449</u> | <u>9,051</u> | |
| Less: expenses waived and reimbursed | (836) | (398) | 110% |
| Net expenses | <u>\$ 11,613</u> | <u>\$ 8,653</u> | |

(1) For the three months ended June 30, 2013, the total incentive fees incurred of \$3.7 million included a \$1.7 million reduction to total capital gains incentive fees on a hypothetical liquidation basis. For the three months ended June 30, 2012, the total incentive fees incurred of \$2.8 million included \$0.1 million related to capital gains incentive fees on a hypothetical liquidation basis.

The Operating Company's total net operating expenses increased by \$3.0 million for the three months ended June 30, 2013 as compared to the three months ended June 30, 2012. Interest and other credit facility expenses increased by \$0.7 million during the three months ended June 30, 2013, primarily due to the increase of average debt outstanding from \$134.1 million to \$189.0 million for the Holdings Credit Facility and from \$168.1 million to \$214.5 million for the SLF Credit Facility for the three months ended June 30, 2012 compared to June 30, 2013. During the three months ended June 30, 2013, all expenses incurred by the Operating Company were subject to the expense cap pursuant to the Administration Agreement, as amended and restated, and further restricted by the Operating Company.

Additionally, the Operating Company's management fees and incentive fees increased by \$1.1 million and \$0.9 million, respectively, for the three months ended June 30, 2013 as compared to the three months ended June 30, 2012. The increase in management and incentive fees from the three months ended June 30, 2012 to the three months ended June 30, 2013 was attributable to larger invested balances, driven by the proceeds from the 2012 and 2013 primary offerings of NMFC's common stock, the Operating Company's use of leverage for its revolving credit facilities to originate new investments and the receipt of a \$6.4 million dividend distribution from one of the Operating Company's warrant investments.

Net Realized Gains and Net Change in Unrealized Appreciation (Depreciation)

| (in thousands) | Three months ended | | Percent Change |
|--|--------------------|---------------|----------------|
| | June 30, 2013 | June 30, 2012 | |
| Net realized gains on investments | \$ 3,312 | \$ 11,968 | (72)% |
| Net change in unrealized (depreciation) appreciation of investments | (12,031) | (12,529) | 4% |
| Total net realized gains and net change in unrealized (depreciation) appreciation of investments | \$ (8,719) | \$ (561) | |

The Operating Company's net realized and unrealized gains or losses resulted in a net loss of \$8.7 million for the three months ended June 30, 2013 compared to a net loss of \$0.6 million for the same period in 2012. We look at net realized and unrealized gains or losses together as movement in unrealized appreciation or depreciation can be the result of realizations. The net loss for the three months ended June 30, 2013 was primarily driven by the overall decrease in the market prices of the Operating Company's investments during the period. The net loss for the three months ended June 30, 2012 was primarily driven by an increase in the cost basis of the Operating Company's portfolio due to the amortization of purchase discounts and market prices remaining relatively constant during the period.

**Results of Operations for the Operating Company for the Six Months Ended
June 30, 2013 and June 30, 2012**

Revenue

| <u>(in thousands)</u> | <u>Six months ended</u> | | <u>Percent Change</u> |
|-------------------------|-------------------------|----------------------|---------------------------|
| | <u>June 30, 2013</u> | <u>June 30, 2012</u> | |
| Interest income | \$ 52,364 | \$ 38,725 | 35% |
| Dividend income | 6,433 | — | 100% |
| Other income | 1,677 | 596 | 181% |
| Total investment income | <u>\$ 60,474</u> | <u>\$ 39,321</u> | |

The Operating Company's total investment income increased by \$21.2 million for the six months ended June 30, 2013 as compared to the six months ended June 30, 2012. The increase in interest and other income from the six months ended June 30, 2012 to the six months ended June 30, 2013 was primarily attributable to larger invested balances, driven by the proceeds from the 2012 and 2013 primary offerings of NMFC's common stock, the Operating Company's use of leverage for its revolving credit facilities to originate new investments and prepayment fees received associated with the early repayments or partial repayments of 12 different portfolio companies held by the Operating Company as of December 31, 2012. Additionally, the Operating Company's other income increased due to consent, amendment and forbearance fees received associated with six different portfolio companies held by the Operating Company as of December 31, 2012. The increase in dividend income from the six months ended June 30, 2012 to the six months ended June 30, 2013 was attributable to a distribution from one of the Operating Company's warrant investments.

Operating Expenses

| <u>(in thousands)</u> | <u>Six months ended</u> | | <u>Percent Change</u> |
|---|-------------------------|----------------------|---------------------------|
| | <u>June 30, 2013</u> | <u>June 30, 2012</u> | |
| Management fee | \$ 7,295 | \$ 5,120 | 42% |
| Incentive fee(1) | 9,846 | 6,133 | 61% |
| Interest and other credit facility expenses | 6,189 | 4,884 | 27% |
| Administrative expenses | 1,698 | 1,060 | 60% |
| Professional fees | 1,135 | 874 | 30% |
| Other general and administrative expenses | 806 | 639 | 26% |
| Total expenses | <u>26,969</u> | <u>18,710</u> | |
| Less: expenses waived and reimbursed | <u>(1,665)</u> | <u>(948)</u> | 76% |
| Net expenses | <u>\$ 25,304</u> | <u>\$ 17,762</u> | |

- (1) For the six months ended June 30, 2013, the total incentive fees incurred of \$9.8 million included \$1.0 million related to capital gains incentive fees on a hypothetical liquidation basis. For the six months ended June 30, 2012, the total incentive fees incurred of \$6.1 million included \$1.0 million related to capital gains incentive fees on a hypothetical liquidation basis.

The Operating Company's total net operating expenses increased by \$7.5 million for the six months ended June 30, 2013 as compared to the six months ended June 30, 2012. Interest and other credit facility expenses increased by \$1.3 million during the six months ended June 30, 2013, primarily due to the increase of average debt outstanding from \$131.5 million to \$193.9 million for the Holdings Credit Facility and from \$170.1 million to \$214.4 million for the SLF Credit Facility for the six months ended June 30, 2012 compared to June 30, 2013. As of June 30, 2013, the Operating Company incurred \$37 thousand in other expenses that were not subject to the expense cap pursuant to the Administration Agreement, as amended and restated, and further restricted by the Operating Company.

Additionally, the Operating Company's management fees and incentive fees increased by \$2.2 million and \$3.7 million, respectively, for the six months ended June 30, 2013 as compared to the six months ended June 30, 2012. The increase in management and incentive fees from the six months ended June 30, 2012 to the six months ended June 30, 2013 was attributable to larger invested balances, driven by the proceeds from the 2012 and 2013 primary offerings of NMFC's common stock, the Operating Company's use of leverage for its revolving credit facilities to originate new investments and the receipt of a \$6.4 million dividend distribution from one of the Operating Company's warrant investments. The Operating Company's capital gains incentive fees remained relatively consistent at \$1.0 million for the six months ended June 30, 2012 and \$1.0 million for the six months ended June 30, 2013. As of June 30, 2013 and June 30, 2012, no actual capital gains incentive fee was owed under the Investment Management Agreement, as cumulative net Adjusted Realized Gains did not exceed cumulative Adjusted Unrealized Depreciation.

Net Realized Gains and Net Change in Unrealized Appreciation (Depreciation)

| <u>(in thousands)</u> | <u>Six months ended</u> | | <u>Percent Change</u> |
|--|-------------------------|----------------------|-----------------------|
| | <u>June 30, 2013</u> | <u>June 30, 2012</u> | |
| Net realized gains on investments | \$ 4,356 | \$ 12,976 | (66)% |
| Net change in unrealized (depreciation) appreciation of investments | (141) | 216 | (165)% |
| Total net realized gains and net change in unrealized appreciation (depreciation) of investments | \$ 4,215 | \$ 13,192 | |

The Operating Company's net realized and unrealized gains or losses resulted in a net gain of \$4.2 million for the six months ended June 30, 2013 compared to a net gain of \$13.2 million for the same period in 2012. We look at net realized and unrealized gains or losses together as movement in unrealized appreciation or depreciation can be the result of realizations. The net gain for the six months ended June 30, 2013 was primarily driven by sales or repayment of investments with fair values in excess of December 31, 2012 valuations, resulting in net realized gains being greater than the reversal of the cumulative net unrealized gains for those investments. The net gain for the six months ended June 30, 2012 was primarily related to the overall increase in the market and the quality of the Operating Company's portfolio, directly impacting the prices of the Operating Company's portfolio.

**Results of Operations for the Operating Company for the Years Ended
December 31, 2012, December 31, 2011 and December 31, 2010**

Revenue

| <u>(in thousands)</u> | <u>Years ended December 31,</u> | | |
|-------------------------|---------------------------------|------------------|------------------|
| | <u>2012</u> | <u>2011</u> | <u>2010</u> |
| Interest income | \$ 83,646 | \$ 55,809 | \$ 40,485 |
| Dividend income | 812 | — | — |
| Other income | 1,328 | 714 | 890 |
| Total investment income | <u>\$ 85,786</u> | <u>\$ 56,523</u> | <u>\$ 41,375</u> |

The Operating Company's total investment income increased by \$29.3 million for the year ended December 31, 2012 as compared to the year ended December 31, 2011. The 51.8% increase in investment income from the year ended 2011 to the year ended 2012 was primarily attributable to larger invested balances, mainly driven by the proceeds from the July 2012 and December 2012 equity offerings, and the Operating Company's use of leverage from its revolving credit facilities to originate new investments. In the year ended December 31, 2012, the Operating Company's other income increased due to commitment fees received from three bridge facilities and fees received associated with amendments of 14 different portfolio companies. Additionally, during the year ended December 31, 2012, the Operating Company received distributions from two portfolio companies, which was recorded as dividend income.

The Operating Company's total investment income increased by \$15.1 million for the year ended December 31, 2011 as compared to the year ended December 31, 2010. The 36.6% increase in investment income from the year ended 2010 to the year ended 2011 was primarily attributable to larger invested balances, which was mainly driven by the proceeds of the IPO on May 19, 2011 and the formation of NMF SLF. NMF SLF, formed on October 7, 2010, uses cash injected by the Operating Company and leverage from its revolving credit facility to invest primarily in first lien debt securities. Additionally in 2011, the Operating Company's interest income increased due to prepayment premiums associated with the refinancing and early repayment of the debt of multiple portfolio companies.

Operating Expenses

| <u>(in thousands)</u> | <u>Years ended December 31,</u> | | |
|---|---------------------------------|------------------|-----------------|
| | <u>2012</u> | <u>2011</u> | <u>2010</u> |
| Incentive fee | \$ 15,944 | \$ 3,522 | \$ — |
| Management fee | 11,109 | 4,938 | 71 |
| Interest and other credit facility expenses | 10,085 | 7,086 | 2,948 |
| Professional fees | 1,021 | 722 | 327 |
| Other expenses | 2,410 | 1,730 | 565 |
| Total operating expenses | <u>\$ 40,569</u> | <u>\$ 17,998</u> | <u>\$ 3,911</u> |

- (1) For the year ended December 31, 2012, the total incentive fees incurred of \$15.9 million included \$4.4 million related to capital gains incentive fees on a hypothetical liquidation basis.

The Operating Company's total operating expenses increased by \$22.6 million for the year ended December 31, 2012 as compared to the year ended December 31, 2011. The Operating

Company's management fees and incentive fees increased by \$6.2 million and \$12.4 million, respectively, for the year ended December 31, 2012 as compared to the year ended December 31, 2011. The increase in management and incentive fees from the year ended December 31, 2011 to the year ended December 31, 2012 was attributable to larger invested balances, driven by the proceeds from the July 2012 and December 2012 equity offerings, and the Operating Company's use of leverage from its revolving credit facilities to originate new investments. As a result of the net increase in Adjusted Realized Capital Gains (Losses) and Adjusted Unrealized Capital Appreciation (Depreciation), a capital gains incentive fees accrual of \$4.4 million was booked for the year ended December 31, 2012. No capital gains incentive fees were booked for the year ended December 31, 2011. As a result of the IPO on May 19, 2011, the Operating Company pays management fees and incentive fees under its Investment Management Agreement, which provides a different basis for the calculation of these fees as compared to amounts previously paid prior to the completion of the IPO. As such, management and incentive fees were calculated in accordance with this agreement for a full year in 2012 as compared to a partial year in 2011. Prior to the IPO, an affiliate of the Predecessor Entities paid a majority of the management and incentive fees.

Interest and other credit facility expenses increased by \$3.0 million during the year ended December 31, 2012, primarily due to the increase of average debt outstanding from \$61.6 million to \$133.6 million for the Holdings Credit Facility and from \$133.8 million to \$181.4 million for the SLF Credit Facility for the year ended December 31, 2011 compared to December 31, 2012. For the years ended December 31, 2012 and December 31, 2011, the Operating Company incurred \$2.5 million and \$2.2 million in other expenses that were above the expense cap pursuant to the Administration Agreement, as amended and restated, and further restricted by the Operating Company.

The Operating Company's total operating expenses increased by \$14.1 million for the year ended December 31, 2011 as compared to the year ended December 31, 2010. The Operating Company's management fees and incentive fees increased by \$4.9 million and \$3.5 million, respectively, for the year ended December 31, 2011 as compared to the year ended December 31, 2010. As a result of the IPO on May 19, 2011, the Operating Company pays management fees and incentive fees under its Investment Management Agreement, which provides a different basis for the calculation of these fees as compared to amounts previously paid prior to the completion of the IPO. Prior to the IPO, an affiliate of the Predecessor Entities paid a majority of the management and incentive fees.

Interest and other credit facility expenses increased by \$4.1 million during the year ended December 31, 2011. The credit facility of NMF SLF was originally executed in October 2010 and, therefore, it was not outstanding for the full year ended December 31, 2010. Costs associated with the closing of the credit facility of NMF SLF are capitalized and charged against income as other credit facility expense.

Historical operating expenses do not reflect the allocation of certain professional fees, administrative and other expenses that have been incurred following the completion of the IPO. Accordingly, the Operating Company's historical operating expenses are not comparable to its operating expenses after the completion of the IPO on May 19, 2011.

Net Realized Gains and Net Change in Unrealized Appreciation (Depreciation)

| (in thousands) | Years ended December 31, | | |
|--|--------------------------|-------------------|------------------|
| | 2012 | 2011 | 2010 |
| Net realized gains on investments | \$ 18,851 | \$ 16,252 | \$ 66,287 |
| Net change in unrealized appreciation (depreciation) of investments | 9,928 | (23,100) | (39,959) |
| Total net realized gains and net change in unrealized appreciation (depreciation) of investments | <u>\$ 28,779</u> | <u>\$ (6,848)</u> | <u>\$ 26,328</u> |

The Operating Company's net realized and unrealized gains or losses resulted in a net gain of \$28.8 million for the year ended December 31, 2012 compared to a net loss of \$6.8 million for the same period in 2011, and a net gain of \$26.3 million for the same period in 2010. We look at net realized and unrealized gains or losses together as movement in unrealized appreciation or depreciation can be the result of realizations. The total net gain for the year ended December 31, 2012 was primarily related to the overall increase in the market and the quality of the Operating Company's portfolio, directly impacting the prices of the Operating Company's portfolio. The appreciation of the Operating Company's portfolio and the sale or repayment of investments with fair values in excess of December 31, 2011 valuations, resulted in net realized gains being greater than the reversal of the cumulative net unrealized gains for those investments. The total net loss for the year ended December 31, 2011 was primarily related to the overall market decline, directly impacting the prices of the Operating Company's portfolio. The total net gain for the year ended December 31, 2010 was primarily driven by the continued appreciation of the Operating Company's portfolio and the sale of investments with fair values in excess of December 31, 2009 valuations, resulting in realized gains being greater than the reversal of the cumulative unrealized gains for those investments.

Liquidity and Capital Resources

The primary use of existing funds and any funds raised in the future is expected to be for the Operating Company's repayment of indebtedness, the Operating Company's investments in portfolio companies, cash distributions to the Operating Company's unit holders or for other general corporate purposes.

Guardian AIV and New Mountain Guardian Partners, L.P. contributed a portfolio to the Operating Company in connection with the IPO of NMFC, receiving 20,221,938 units of the Operating Company and 1,252,964 shares of NMFC, respectively. On May 19, 2011, NMFC priced its initial offering of 7,272,727 shares of common stock at a public offering price of \$13.75 per share. Concurrently with the closing of the IPO and at the public offering price of \$13.75 per share, NMFC sold an additional 2,172,000 shares of its common stock to certain executives and employees of, and other individuals affiliated with, New Mountain Capital in the Concurrent Private Placement. NMFC used the gross proceeds from the IPO and Concurrent Private Placement to acquire units in the Operating Company.

Since NMFC's IPO, and through June 30, 2013, NMFC raised approximately \$190.4 million in net proceeds from additional offerings of common stock and issued shares valued at approximately \$193.7 million on behalf of AIV Holdings for exchanged units. NMFC acquired from the Operating Company units of the Operating Company equal to the number of shares of NMFC's common stock sold in the additional offerings.

On March 25, 2013, NMFC completed a public offering of 2,000,000 shares of its common stock and an underwritten secondary public offering of 4,000,000 shares of its common stock on

behalf of a selling stockholder, AIV Holdings, at a public offering price of \$14.30 per share. In connection with the underwritten secondary public offering, the underwriters purchased an additional 900,000 shares of NMFC's common stock from AIV Holdings with the exercise of the overallotment option to purchase up to an additional 900,000 shares of common stock. The Operating Company received net proceeds of \$28.4 million in connection with the sale of 2,000,000 shares by NMFC of its common stock. NMFC did not receive any proceeds from the sale of shares of NMFC's common stock by AIV Holdings. The Operating Company and NMFC bore only their allocable portion of offering expenses related to the public offering of 2,000,000 shares, and did not bear any expenses in connection with the secondary public offering of the 4,900,000 shares of NMFC's common stock on behalf of AIV Holdings, which were borne by AIV Holdings.

On June 21, 2013, NMFC completed a public offering of 2,000,000 shares of its common stock and an underwritten secondary public offering of 4,000,000 shares of its common stock on behalf of a selling stockholder, AIV Holdings, at a public offering price of \$14.55 per share. In connection with the underwritten secondary public offering, the underwriters purchased an additional 750,000 shares of NMFC's common stock from AIV Holdings with the exercise of the overallotment option to purchase up to an additional 900,000 shares of common stock. The Operating Company received net proceeds of \$28.6 million in connection with the sale of 2,000,000 shares by NMFC of its common stock. NMFC did not receive any proceeds from the sale of shares of NMFC's common stock by AIV Holdings. The Operating Company and NMFC bore only their allocable portion of offering expenses related to the public offering of 2,000,000 shares, and did not bear any expenses in connection with the secondary public offering of the 4,750,000 shares of NMFC's common stock on behalf of AIV Holdings, which were borne by AIV Holdings.

The Operating Company's liquidity is generated and generally available through advances from the revolving credit facilities, from cash flows from operations, and, we expect, through periodic follow-on equity offerings of NMFC.

At June 30, 2013 and December 31, 2012, the Operating Company had cash and cash equivalents of approximately \$15.9 million and \$12.8 million, respectively. Cash (used in) operating activities for the six months ended June 30, 2013 and June 30, 2012 was approximately \$(11.1) million and \$(0.1) million, respectively. We expect that all current liquidity needs by the Operating Company will be met with cash flows from operations and other activities.

Credit Facilities

Holdings Credit Facility — The Loan and Security Agreement, as amended and restated, dated May 19, 2011 (the "Holdings Credit Facility") among the Operating Company as the Borrower and Collateral Administrator, Wells Fargo Securities, L.L.C. as the Administrative Agent, and Wells Fargo Bank, National Association, as the Collateral Custodian, is structured as a revolving credit facility and matures on October 27, 2016, as amended on May 8, 2012.

The maximum amount of revolving borrowings available under the Holdings Credit Facility is \$250.0 million, as amended on June 24, 2013. The Operating Company is permitted to borrow up to 45.0% or 25.0% of the purchase price of pledged first lien or non-first lien debt securities, and up to 70.0% and 45.0% of the purchase price of specified first lien debt securities and specified non-first lien debt securities, respectively, subject to approval by Wells Fargo Bank, National Association. The Holdings Credit Facility is collateralized by all of the investments of the Operating Company on an investment by investment basis. All fees associated with the origination or upsizing of the Holdings Credit Facility are capitalized on the Operating Company's Consolidated Statement of Assets, Liabilities, and Members' Capital and charged against income as other credit facility expenses over the life of the Holdings Credit Facility. The Holdings Credit Facility contains certain customary affirmative and negative covenants and events of default, including the occurrence of a

change in control. In addition, the Holdings Credit Facility requires the Operating Company to maintain a minimum asset coverage ratio. However, the covenants are generally not tied to mark to market fluctuations in the prices of the Operating Company's investments, but rather to the performance of the underlying portfolio companies.

The Holdings Credit Facility bears interest at a rate of the London Interbank Offered Rate ("LIBOR") plus 2.75% per annum, as amended on May 8, 2012, and charges a non-usage fee, based on the unused facility amount multiplied by the Non-Usage Fee Rate (as defined in the credit agreement).

The following table summarizes the interest expense and non-usage fees incurred by the Operating Company on the Holdings Credit Facility for the three and six months ended June 30, 2013 and June 30, 2012:

| (in millions) | Three months ended | | Six months ended | |
|--------------------------------|--------------------|---------------|------------------|---------------|
| | June 30, 2013 | June 30, 2012 | June 30, 2013 | June 30, 2012 |
| Interest expense | \$ 1.4 | \$ 1.0 | \$ 2.9 | \$ 2.1 |
| Non-usage fee | 0.1 | —(1) | 0.1 | 0.1 |
| Weighted average interest rate | 2.9% | 3.1% | 3.0% | 3.2% |
| Average debt outstanding | \$ 189.0 | \$ 134.1 | \$ 193.9 | \$ 131.5 |

(1) For the three months ended June 30, 2012, the total non-usage fee was less than \$50 thousand.

As of June 30, 2013 and December 31, 2012, the outstanding balance on the Holdings Credit Facility was \$209.4 million and \$206.9 million, respectively, and the Operating Company was not aware of any instances of non-compliance related to the Holdings Credit Facility on such dates.

SLF Credit Facility — NMF SLF's Loan and Security Agreement, as amended and restated, dated October 27, 2010 (the "SLF Credit Facility") among NMF SLF as the Borrower, the Operating Company as the Collateral Administrator, Wells Fargo Securities, L.L.C. as the Administrative Agent, and Wells Fargo Bank, National Association, as the Collateral Custodian, is structured as a revolving credit facility and matures on October 27, 2016, as amended on May 8, 2012. The maximum amount of revolving borrowings available under the SLF Credit Facility is \$215.0 million, as amended on December 18, 2012. The loan is non-recourse to the Operating Company and secured by all assets owned by the borrower on an investment by investment basis. All fees associated with the origination or upsizing of the SLF Credit Facility are capitalized on the Consolidated Statement of Assets, Liabilities, and Members' Capital and charged against income as other credit facility expenses over the life of the SLF Credit Facility. The SLF Credit Facility contains certain customary affirmative and negative covenants and events of default, including the occurrence of a change in control. The covenants are generally not tied to mark to market fluctuations in the prices of our investments, but rather to the performance of the underlying portfolio companies. Due to an amendment to the SLF Credit Facility on October 27, 2011, NMF SLF is no longer restricted from the purchase or sale of loans with an affiliate. Therefore, specified loans can be moved as collateral between the Holdings Credit Facility and the SLF Credit Facility.

As of June 30, 2013, the SLF Credit Facility permits borrowings of up to 70.0% of the purchase price of pledged first lien debt securities and up to 25.0% of the purchase price of specified second lien loans, of which, up to 25.0% of the aggregate outstanding loan balance of all pledged debt securities in the SLF Credit Facility is allowed to be derived from second lien loans, subject to approval by Wells Fargo Bank, National Association, as amended on March 11, 2013. The amendment does not increase the amount of borrowings permitted under the SLF Credit Facility.

The SLF Credit Facility bears interest at a rate of LIBOR plus 2.00% per annum for first lien loans and 2.75% for second lien loans, respectively, as amended on March 11, 2013. A non-usage fee is paid, based on the unused facility amount multiplied by the Non-Usage Fee Rate (as defined in the credit agreement).

The following table summarizes the interest expense and non-usage fees incurred by the Operating Company on the SLF Credit Facility for the three and six months ended June 30, 2013 and June 30, 2012:

| (in millions) | Three months ended | | Six months ended | |
|--------------------------------|--------------------|---------------|------------------|---------------|
| | June 30, 2013 | June 30, 2012 | June 30, 2013 | June 30, 2012 |
| Interest expense | \$ 1.2 | \$ 1.0 | \$ 2.4 | \$ 2.1 |
| Non-usage fee(1) | — | — | — | — |
| Weighted average interest rate | 2.3% | 2.3% | 2.2% | 2.4% |
| Average debt outstanding | \$ 214.5 | \$ 168.1 | \$ 214.4 | \$ 170.1 |

(1) For the three and six months ended June 30, 2013 and June 30, 2012, the total non-usage fee was less than \$50 thousand.

As of June 30, 2013 and December 31, 2012, the outstanding balance on the SLF Credit Facility was \$207.1 million and \$214.3 million, respectively, and NMF SLF was not aware of any instances of non-compliance related to the SLF Credit Facility on such dates.

Off-Balance Sheet Arrangements

The Operating Company may become a party to financial instruments with off-balance sheet risk in the normal course of business to meet the financial needs of its portfolio companies. These instruments may include commitments to extend credit and involve, to varying degrees, elements of liquidity and credit risk in excess of the amount recognized in the balance sheet. As of June 30, 2013 and December 31, 2012, the Operating Company had outstanding commitments to third parties to fund investments totaling \$10.5 million and \$10.5 million, respectively, under various undrawn revolving credit facilities, delayed draw commitments or other future funding commitments.

The Operating Company may from time to time enter into financing commitment letters or bridge financing commitments, which could require funding in the future. As of June 30, 2013 and December 31, 2012, the Operating Company did not enter into any commitment letters to purchase debt investments and did not enter into any bridge financing commitments.

Borrowings

The Operating Company had borrowings of \$209.4 million and \$206.9 million outstanding as of June 30, 2013 and December 31, 2012, respectively, under the Holdings Credit Facility. The Operating Company had borrowings of \$207.1 million and \$214.3 million outstanding as of June 30, 2013 and December 31, 2012, respectively, under the SLF Credit Facility.

Contractual Obligations

A summary of the Operating Company's significant contractual payment obligations as of June 30, 2013 is as follows:

| | Contractual Obligations Payments Due by Period (in millions) | | | | |
|--------------------------------------|--|---------------------|--------------|-----------------|----------------------|
| | Total | Less than 1 Year | 1-3 Years | 3-5 Years | More than 5 Years |
| Holdings Credit Facility(1) | \$ 209.4 | \$ — | \$ — | \$ 209.4 | \$ — |
| SLF Credit Facility(2) | 207.1 | — | — | 207.1 | — |
| Total Contractual Obligations | \$ 416.5 | \$ — | \$ — | \$ 416.5 | \$ — |

- (1) Under the terms of the \$250.0 million Holdings Credit Facility, all outstanding borrowings under that facility (\$209.4 million as of June 30, 2013) must be repaid on or before October 27, 2016. As of June 30, 2013, there was approximately \$40.6 million of possible capacity remaining under the Holdings Credit Facility.
- (2) Under the terms of the \$215.0 million SLF Credit Facility, all outstanding borrowings under that facility (\$207.1 million as of June 30, 2013) must be repaid on or before October 27, 2016. As of June 30, 2013, there was approximately \$7.9 million of possible capacity remaining under the SLF Credit Facility.

The Operating Company has certain contracts under which it has material future commitments. The Operating Company has \$10.5 million of undrawn funding commitments as of June 30, 2013 related to its participation as a lender in revolving credit facilities, delayed draw commitments or other future funding commitments of the Operating Company's portfolio companies. As of June 30, 2013, the Operating Company did not enter into any bridge financing commitments, which could require funding in the future.

We have entered into the Investment Management Agreement with the Investment Adviser in accordance with the 1940 Act. Under the Investment Management Agreement, the Investment Adviser has agreed to provide the Operating Company with investment advisory and management services. We have agreed to pay for these services (1) a management fee and (2) an incentive fee based on its performance.

We have also entered into an administration agreement, as amended and restated (the "Administration Agreement"), with the Administrator. Under the Administration Agreement, the Administrator has agreed to arrange office space for us and provide office equipment and clerical, bookkeeping and record keeping services and other administrative services necessary to conduct our respective day-to-day operations. The Administrator has also agreed to perform, or oversee the performance of, our financial records, our reports to stockholders / unit holders and reports filed with the Securities and Exchange Commission.

If any of the contractual obligations discussed above are terminated, our costs under any new agreements that are entered into may increase. In addition, we would likely incur significant time and expense in locating alternative parties to provide the services we expect to receive under the Investment Management Agreement and the Administration Agreement.

Distributions and Dividends

Dividends declared to stockholders / unit holders of the New Mountain Finance Entities for the six months ended June 30, 2013 totaled \$28.3 million.

The following table summarizes the Operating Company's and NMFC's quarterly cash distributions, including dividends and returns of capital, if any, per unit/share that have been declared by the Operating Company's board of directors, and subsequently NMFC's board of directors, since NMFC's IPO:

| Fiscal Year Ended | Date Declared | Record Date | Payment Date | Per Share/ Unit Amount |
|--------------------------|----------------------|--------------------|---------------------|-----------------------------------|
| December 31, 2013 | | | | |
| Second Quarter | May 6, 2013 | June 14, 2013 | June 28, 2013 | \$ 0.34 |
| First Quarter | March 6, 2013 | March 15, 2013 | March 28, 2013 | 0.34 |
| December 31, 2012 | | | | |
| Fourth Quarter(1) | December 27, 2012 | December 31, 2012 | January 31, 2013 | \$ 0.14 |
| Fourth Quarter | November 6, 2012 | December 14, 2012 | December 28, 2012 | 0.34 |
| Third Quarter | August 8, 2012 | September 14, 2012 | September 28, 2012 | 0.34 |
| Second Quarter | May 8, 2012 | June 15, 2012 | June 29, 2012 | 0.34 |
| Second Quarter(2) | May 8, 2012 | May 21, 2012 | May 31, 2012 | 0.23 |
| First Quarter | March 7, 2012 | March 15, 2012 | March 30, 2012 | 0.32 |
| December 31, 2011 | | | | |
| Fourth Quarter | November 8, 2011 | December 15, 2011 | December 30, 2011 | \$ 0.30 |
| Third Quarter | August 10, 2011 | September 15, 2011 | September 30, 2011 | 0.29 |
| Second Quarter | August 10, 2011 | August 22, 2011 | August 31, 2011 | 0.27 |
| Total | | | | \$ 3.25 |

- (1) Special dividend intended to minimize to the greatest extent possible NMFC's federal income or excise tax liability.
- (2) Special dividend related to estimated realized capital gains attributable to the Operating Company's investments in Lawson Software, Inc. and Infor Lux Bond Company.

Tax characteristics of all dividends paid by NMFC are reported to stockholders on Form 1099 after the end of the calendar year. Future quarterly dividends, if any, for the New Mountain Finance Entities will be determined by their respective board of directors.

Since NMFC is a holding company, all distributions on its common stock will be paid from distributions received from the Operating Company. The Operating Company intends to make distributions to its unit holders that will be sufficient to enable NMFC to pay quarterly distributions to its stockholders and to obtain and maintain its status as a RIC. NMFC intends to distribute approximately its entire portion of the Operating Company's Adjusted Net Investment Income on a quarterly basis and substantially its entire portion of the Operating Company's taxable income on an annual basis, except that it may retain certain net capital gains for reinvestment.

NMFC maintains an "opt out" dividend reinvestment plan for its common stockholders. As a result, if the Operating Company declares a dividend, then NMFC stockholders' cash dividends will be automatically reinvested in additional shares of NMFC's common stock, unless they specifically "opt out" of the dividend reinvestment plan so as to receive cash dividends. Cash dividends reinvested in additional shares of NMFC's common stock will be automatically reinvested by NMFC in the Operating Company in exchange for additional units of the Operating Company. See *Item 1 — Financial Statements — Note 2, Summary of Significant Accounting Policies* for additional details regarding NMFC's dividend reinvestment plan.

Related Parties

The New Mountain Finance Entities have entered into a number of business relationships with affiliated or related parties, including the following:

- Together, NMFC and AIV Holdings own all the outstanding units of the Operating Company. As of June 30, 2013, NMFC and AIV Holdings own approximately 85.3% and 14.7%, respectively, of the units of the Operating Company.
- The Operating Company has entered into an Investment Management Agreement with the Investment Adviser, a wholly-owned subsidiary of New Mountain Capital. Therefore, New Mountain Capital is entitled to any profits earned by the Investment Adviser, which includes any fees payable to the Investment Adviser under the terms of the Investment Management Agreement, less expenses incurred by the Investment Adviser in performing its services under the Investment Management Agreement.
- The New Mountain Finance Entities have entered into an Administration Agreement, with the Administrator, a wholly-owned subsidiary of New Mountain Capital. The Administrator arranges office space for the New Mountain Finance Entities and provides office equipment and administrative services necessary to conduct their respective day-to-day operations pursuant to the Administration Agreement. The Operating Company reimburses the Administrator for the allocable portion of overhead and other expenses incurred by it in performing its obligations to the New Mountain Finance Entities under the Administration Agreement, including rent, the fees and expenses associated with performing administrative, finance, and compliance functions, and the compensation of the Operating Company's chief financial officer and chief compliance officer and their respective staffs. Pursuant to the Administration Agreement, as amended and restated, and further restricted by the Operating Company, expenses payable to the Administrator by the Operating Company as well as other direct and indirect expenses (excluding interest, other credit facility expense, trading expenses and management and incentive fees) has been capped at \$3.5 million for the time period from April 1, 2012 to March 31, 2013 and capped at \$4.25 million for the time period from April 1, 2013 to March 31, 2014.
- The New Mountain Finance Entities, the Investment Adviser and the Administrator have entered into a royalty-free Trademark License Agreement, as amended, with New Mountain Capital, pursuant to which New Mountain Capital has agreed to grant the New Mountain Finance Entities, the Investment Adviser and the Administrator, a non-exclusive, royalty-free license to use the name "New Mountain" and "New Mountain Finance".

In addition, NMFC and the Operating Company have adopted a formal code of ethics that governs the conduct of their respective officers and directors. These officers and directors also remain subject to the duties imposed by the 1940 Act, the Delaware General Corporation Law and the Delaware Limited Liability Company Act.

The Investment Adviser and its affiliates may also manage other funds in the future that may have investment mandates that are similar, in whole and in part, with the Operating Company's investment mandates. The Investment Adviser and its affiliates may determine that an investment is appropriate for the Operating Company and for one or more of those other funds. In such event, depending on the availability of such investment and other appropriate factors, the Investment Adviser or its affiliates may determine that we should invest side-by-side with one or more other funds. Any such investments will be made only to the extent permitted by applicable law and interpretive positions of the Securities and Exchange Commission and its staff, and consistent with the Investment Adviser's allocation procedures.

Concurrently with the IPO, NMFC sold an additional 2,172,000 shares of its common stock to certain executives and employees of, and other individuals affiliated with, New Mountain Capital in the Concurrent Private Placement.

Quantitative and Qualitative Disclosures About Market Risk

The Operating Company is subject to certain financial market risks, such as interest rate fluctuations. During the six months ended June 30, 2013, certain of the loans held in the Operating Company's portfolio had floating interest rates. As of June 30, 2013, approximately 88% of investments (excluding investments on non-accrual, revolvers, and non-interest bearing equity investments) represent floating-rate investments with a LIBOR floor (includes investments bearing prime interest rate contracts) and approximately 12% of investments represent fixed-rate investments. Additionally, the Operating Company's senior secured revolving credit facilities are also subject to floating interest rates and are currently paid based on one-month floating LIBOR rates.

The following table estimates the potential changes in net cash flow generated from interest income and expenses, should interest rates increase by 100, 200 or 300 basis points, or decrease by 25 basis points. Interest income is calculated as revenue from interest generated from the Operating Company's portfolio of investments held on June 30, 2013. Interest expense is calculated based on the terms of the Operating Company's two outstanding revolving credit facilities. For the Operating Company's floating rate credit facilities, the Operating Company uses the outstanding balance as of June 30, 2013. Interest expense on the Operating Company's floating rate credit facilities are calculated using the interest rate as of June 30, 2013, adjusted for the hypothetical changes in rates, as shown below. The base interest rate case assumes the rates on the Operating Company's portfolio investments remain unchanged from the actual effective interest rates as of June 30, 2013. These hypothetical calculations are based on a model of the investments in our portfolio, held as of June 30, 2013, and are only adjusted for assumed changes in the underlying base interest rates.

Actual results could differ significantly from those estimated in the table.

| <u>Change in Interest Rates</u> | <u>Estimated Percentage Change in Interest Income Net of Interest Expense (unaudited)</u> |
|---------------------------------|---|
| -25 Basis Points(1) | 0.76% |
| Base Interest Rate | —% |
| +100 Basis Points | (3.87)% |
| +200 Basis Points | 0.86% |
| +300 Basis Points | 6.55% |

(1) Limited to the lesser of the June 30, 2013 LIBOR rates or a decrease of 25 basis points.

The Operating Company was not exposed to any foreign currency exchange risks as of June 30, 2013.

SENIOR SECURITIES

Information about the Operating Company's senior securities is shown in the following table as of December 31, 2012, 2011, 2010 and 2009. Deloitte & Touche, LLP's report on the December 31, 2012, 2011, 2010 and 2009 information included in this senior securities table is attached as an exhibit to the registration statement of which this prospectus supplement is a part.

| Class and Year | Total Amount Outstanding Exclusive of Treasury Securities(1) (in millions) | Asset Coverage Per Unit(2) | Involuntary Liquidating Preference Per Unit(3) | Average Market Value Per Unit(4) |
|-----------------------------|---|---|---|---|
| December 31, 2012 | | | | |
| Holdings Credit Facility | \$ 206.9 | \$ 2,353 | \$ — | N/A |
| SLF Credit Facility | 214.3 | 2,353 | — | N/A |
| December 31, 2011 | | | | |
| Holdings Credit Facility | 129.0 | 2,426 | — | N/A |
| SLF Credit Facility | 165.9 | 2,426 | — | N/A |
| December 31, 2010(5) | | | | |
| Holdings Credit Facility | 59.7 | 3,074 | — | N/A |
| SLF Credit Facility | 56.9 | 3,074 | — | N/A |
| December 31, 2009(5) | | | | |
| Holdings Credit Facility | 77.7 | 4,080 | — | N/A |

- (1) Total amount of each class of senior securities outstanding at the end of the period presented.
- (2) Asset coverage per unit is the ratio of the carrying value of our total assets, less all liabilities excluding indebtedness represented by senior securities in this table, to the aggregate amount of senior securities representing indebtedness. Asset coverage per unit is expressed in terms of dollar amounts per \$1,000 of indebtedness and is calculated on a consolidated basis.
- (3) The amount to which such class of senior security would be entitled upon the voluntary liquidation of the issuer in preference to any security junior to it. The "—" in this column indicates that the SEC expressly does not require this information to be disclosed for certain types of senior securities.
- (4) Not applicable because the senior securities are not registered for public trading.
- (5) Prior to NMFC's IPO on May 19, 2011, the Credit Facilities existed at the Predecessor Entities.

SELLING STOCKHOLDER

The following table sets forth:

- The name of the selling stockholder;
- The number of shares of common stock and the percentage of the total shares of common stock outstanding that the selling stockholder beneficially owned as of October 9, 2013;
- The number of shares of common stock beneficially owned by the selling stockholder that are being offered under this prospectus supplement; and
- The number of shares of common stock and the percentage of total shares of common stock outstanding that would be beneficially owned by the selling stockholder following the offering contemplated by this prospectus supplement, showing such number assuming no exercise and full exercise of the underwriters' option to purchase additional shares.

This table is prepared solely based on information supplied to us by the listed stockholders and any public documents filed with the SEC. The applicable percentages of beneficial ownership are based on an aggregate of 44,831,859 shares of NMFC's common stock issued and outstanding on October 9, 2013, which assumes that all the outstanding units of the Operating Company have been exchanged for shares of NMFC's common stock, adjusted as may be required by rules promulgated by the SEC.

Beneficial ownership has been determined in accordance with Rule 13d-3 under the Exchange Act and includes voting or investment power (including the power to dispose) with respect to the securities. Assumes no other purchases or sales of securities since the most recently available SEC filings. This assumption has been made under the rules and regulations of the SEC and does not reflect any knowledge that NMFC has with respect to the present intent of the beneficial owners of the securities listed in the table below.

| Name | Shares Beneficially Owned Prior to Offering | | Number of Shares Being Offered | Number of Shares Subject to Option to Purchase Additional Shares | Shares Beneficially Owned After Offering | | | |
|--|---|---------|--------------------------------|--|--|---------|--|---|
| | Number | Percent | | | Number | Percent | Number with Option to Purchase Additional Shares | Percent with Option to Purchase Additional Shares |
| | | | | | | | Shares | Shares |
| New Mountain Finance AIV Holdings Corporation(1) | 6,571,938 | 14.7% | 3,000,000 | 900,000 | 3,571,938 | 7.5% | 2,671,938 | 5.6% |
| Total | 6,571,938 | 14.7% | 3,000,000 | 900,000 | 3,571,938 | 7.5% | 2,671,938 | 5.6% |

- (1) Guardian AIV is the sole stockholder of AIV Holdings. AIV Holdings has the right to exchange its units of the Operating Company for shares of NMFC's common stock on a one-for-one basis. If AIV Holdings chooses to exchange all of its units of the Operating Company, AIV Holdings would receive 6,571,938 shares of NMFC's common stock. The general partner of Guardian AIV is New Mountain Investments III, L.L.C., of which Steven B. Klinsky is the managing member. New Mountain Investments III, L.L.C., as the general partner of Guardian AIV, has voting power on a pass-through basis as to its portion of units of the Operating Company. In addition, because Guardian AIV owns all of the common stock of AIV Holdings, Guardian AIV may be deemed to beneficially own the units of the Operating Company held by AIV Holdings. Mr. Klinsky, as the managing member of New Mountain Investments III, L.L.C., has voting power and decision making power over the disposition of the holdings of Guardian AIV on a pass-through basis. Mr. Klinsky may be deemed to beneficially own the direct or indirect holdings of Guardian AIV. Mr. Klinsky and New Mountain Investments III, L.L.C. expressly disclaim beneficial ownership of the above shares of NMFC common stock and the above units of the Operating Company.

UNDERWRITING

NMFC, the Operating Company, the selling stockholder and the underwriters named below have entered into an underwriting agreement with respect to the shares being offered by us and by the selling stockholder. Subject to certain conditions, each underwriter has severally agreed to purchase the number of shares indicated in the following table. Goldman, Sachs & Co., Wells Fargo Securities, LLC and Morgan Stanley & Co. LLC are the representatives of the underwriters.

| <u>Underwriter</u> | <u>Number of Shares</u> |
|--|-------------------------|
| Goldman, Sachs & Co. | |
| Wells Fargo Securities, LLC | |
| Morgan Stanley & Co. LLC | |
| Robert W. Baird & Co. Incorporated | |
| Keefe, Bruyette & Woods, Inc. | |
| BB&T Capital Markets, a division of BB&T Securities, LLC | |
| Janney Montgomery Scott LLC | |
| Oppenheimer & Co. Inc. | |
| Total | 6,000,000 |

The underwriters are committed to take and pay for all of the shares being offered, if any are taken, other than the shares covered by the option described below unless and until this option is exercised.

If the underwriters sell more shares than the total number set forth in the table above, the underwriters have an option to buy up to an additional 900,000 shares from the selling stockholder. They may exercise that option for 30 days. If any shares are purchased pursuant to this option, the underwriters will severally purchase shares in approximately the same proportion as set forth in the table above.

The following table shows the per share and total underwriting discounts and commissions (sales load) to be paid to the underwriters by the Operating Company in connection with the shares of NMFC's common stock sold by us and by the selling stockholder in connection with the shares of NMFC's common stock sold by the selling stockholder. Such amounts are shown assuming both no exercise and full exercise of the underwriters' option to purchase 900,000 additional shares. In addition, the Investment Adviser has agreed to bear an additional \$, or \$ per share, of commissions (sales load) only in connection with the shares of NMFC's common stock sold by NMFC and the Operating Company (and not the selling stockholder) in this offering, which is not reflected in the following table.

| | <u>Sales load by us</u> | | <u>Sales load by selling stockholder</u> | |
|-----------|-------------------------|----------------------|--|----------------------|
| | <u>No Exercise</u> | <u>Full Exercise</u> | <u>No Exercise</u> | <u>Full Exercise</u> |
| Per Share | \$ | \$ | \$ | \$ |
| Total | \$ | \$ | \$ | \$ |

Because the Financial Industry Regulatory Authority, or FINRA, views the common stock offered hereby as interests in a direct participation program, the offering is being made in compliance with the requirements of FINRA Rule 2310. In compliance with such requirements, the underwriting discounts and commissions in connection with the sale of securities will not exceed 10.0% of gross proceeds of this offering. Investor suitability with respect to the common stock should be judged similarly to suitability with respect to other securities that are listed for trading on a national securities exchange.

In the ordinary course of their various business activities, the underwriters and their respective affiliates may make or hold a broad array of investments and actively trade debt and equity securities (or related derivative securities) and financial instruments (including bank loans) for their own account and for the accounts of their customers and may at any time hold long and short positions in such securities and instruments. Such investment and securities activities may involve securities and instruments of the issuer. The underwriters and their respective affiliates may also make investment recommendations and/or publish or express independent research views in respect of such securities or instruments and may at any time hold, or recommend to clients that they acquire, long and/or short positions in such securities and instruments.

Shares sold by the underwriters to the public will initially be offered at the public offering price set forth on the cover of this prospectus supplement. Any shares sold by the underwriters to securities dealers may be sold at a discount of up to \$ _____ per share from the public offering price in connection with the shares of NMFC's common stock sold by us and at a discount of up to \$ _____ per share from the public offering price in connection with the shares of NMFC's common stock sold by the selling stockholder. If all the shares are not sold at the initial offering price, the representatives may change the public offering price and the other selling terms. The offering of the shares by the underwriters is subject to receipt and acceptance and subject to the underwriters' right to reject any order in whole or in part.

NMFC, each of its officers and directors, each of the members of the Investment Adviser's investment committee and the selling stockholder have agreed with the underwriters, subject to certain exceptions, not to dispose of or hedge any shares of NMFC's common stock or securities convertible into or exchangeable for shares of NMFC's common stock during the period from the date of this prospectus supplement continuing through the date 60 days after the date of this prospectus supplement, except with the prior written consent of Goldman, Sachs & Co., Wells Fargo Securities, LLC and Morgan Stanley & Co. LLC.

The 60 day restricted period described in the preceding paragraph will be automatically extended if: (1) during the last 17 days of the 60 day restricted period the NMFC issues an earnings release or announce material news or a material event; or (2) prior to the expiration of the 60 day restricted period, the NMFC announces that it will release earnings results during the 15-day period following the last day of the 60 day period, in which case the restrictions described in the preceding paragraph will continue to apply until the expiration of the 18-day period beginning on the issuance of the earnings release of the announcement of the material news or material event.

Goldman, Sachs & Co., Wells Fargo Securities, LLC and Morgan Stanley & Co. LLC., in their sole discretion, may release the common stock and other securities subject to the lock-up agreements described above in whole or in part at any time with or without notice.

NMFC's common stock is listed on the New York Stock Exchange under the symbol "NMFC".

In connection with the offering, the underwriters may purchase and sell shares of common stock in the open market. These transactions may include short sales, stabilizing transactions and purchases to cover positions created by short sales. Short sales involve the sale by the underwriters of a greater number of shares than they are required to purchase in the offering. "Covered" short sales are sales made in an amount not greater than the underwriters' option to purchase additional shares from us in the offering. The underwriters may close out any covered short position by either exercising their option to purchase additional shares or purchasing shares in the open market. In determining the source of shares to close out the covered short position, the underwriters will consider, among other things, the price of shares available for purchase in the open market as compared to the price at which they may purchase additional shares pursuant to the option granted to them. "Naked" short sales are any sales in excess of such option. The underwriters must close out any naked short position by purchasing shares in the open market. A

naked short position is more likely to be created if the underwriters are concerned that there may be downward pressure on the price of the common stock in the open market after pricing that could adversely affect investors who purchase in the offering. Stabilizing transactions consist of various bids for or purchases of common stock made by the underwriters in the open market prior to the completion of the offering.

The underwriters may also impose a penalty bid. This occurs when a particular underwriter repays to the underwriters a portion of the underwriting discount received by it because the representatives have repurchased shares sold by or for the account of such underwriter in stabilizing or short covering transactions.

Purchases to cover a short position and stabilizing transactions, as well as other purchases by the underwriters for their own account, may have the effect of preventing or retarding a decline in the market price of the company's stock, and together with the imposition of the penalty bid, may stabilize, maintain or otherwise affect the market price of the common stock. As a result, the price of the common stock may be higher than the price that otherwise might exist in the open market. If these activities are commenced, they may be discontinued at any time. These transactions may be effected on the New York Stock Exchange, in the over-the-counter market or otherwise.

The underwriters do not expect sales to discretionary accounts to exceed five percent of the total number of shares offered.

We estimate that the offering expenses that will be borne by us in connection with the sale of shares of NMFC's common stock offered by us in this offering, excluding underwriting discounts and commissions and the offering expenses to be incurred by the selling stockholder, will be approximately \$102,933. The Operating Company will pay the allocable portion of the expenses incurred in connection with the sale of shares of NMFC's common stock offered by us in this offering. The selling stockholder will incur its allocable portion of the offering expenses, including sales load, relating to the shares of NMFC's common stock offered by the selling stockholder in this offering. We and the selling stockholder will pay fees and disbursements of counsel for the underwriters up to \$10,000 (excluding filing fees) in connection with securing any required review by the Financial Regulatory Authority, Inc. of the terms of this offering.

NMFC, the Operating Company and the selling stockholder have agreed to indemnify the several underwriters against certain liabilities, including liabilities under the Securities Act of 1933.

The underwriters and their respective affiliates are full-service financial institutions engaged in various activities, which may include securities trading, commercial and investment banking, financial advisory, investment management, investment research, principal investment, hedging, financing and brokerage activities. Certain of the underwriters and their respective affiliates may, from time to time, perform various financial advisory and investment banking services for the company, for which they will receive customary fees and expenses. In addition, an affiliate of Wells Fargo Securities, LLC is a lender under our Credit Facilities.

In the ordinary course of their various business activities, the underwriters and their respective affiliates may make or hold a broad array of investments and actively trade debt and equity securities (or related derivative securities) and financial instruments (including bank loans) for their own account and for the accounts of their customers and such investment and securities activities may involve securities and/or instruments of the issuer. The underwriters and their respective affiliates may also make investment recommendations and/or publish or express independent research views in respect of such securities or instruments and may at any time hold, or recommend to clients that they acquire, long and/or short positions in such securities and instruments.

The Operating Company intends to use the net proceeds from the sale of shares of NMFC's common stock sold by us in this offering primarily for new investments in portfolio companies in accordance with the Operating Company's investment objective and strategies described in this prospectus supplement and the accompanying prospectus. The Operating Company may also use a portion of the net proceeds from the sale of shares of NMFC's common stock sold by us in this offering for other general corporate purposes, including to temporarily repay indebtedness (which will be subject to reborrowing), and other working capital needs. Affiliates of Wells Fargo Securities, LLC are lenders under the Credit Facilities. Accordingly, affiliates of Wells Fargo Securities, LLC may receive more than 5% of the net proceeds of this offering to the extent such proceeds are used to temporarily repay outstanding indebtedness under the Credit Facilities.

The principal business address of Goldman, Sachs & Co. is 200 West Street, New York, New York 10282, the principal business address of Wells Fargo Securities, LLC is 550 South Tryon Street, Charlotte, North Carolina 28202 and the principal business address of Morgan Stanley & Co. LLC is 1585 Broadway, New York, New York 10036.

Each of the underwriters may arrange to sell common shares offered hereby in certain jurisdictions outside the United States, either directly or through affiliates, where they are permitted to do so. In that regard, Wells Fargo Securities, LLC may arrange to sell shares in certain jurisdictions through an affiliate, Wells Fargo Securities International Limited, or WFSIL. WFSIL is a wholly-owned indirect subsidiary of Wells Fargo & Company and an affiliate of Wells Fargo Securities, LLC. WFSIL is a United Kingdom incorporated investment firm regulated by the Financial Services Authority. Wells Fargo Securities is the trade name for certain corporate and investment banking services of Wells Fargo & Company and its affiliates, including Wells Fargo Securities, LLC and WFSIL.

European Economic Area

Each underwriter has represented and agreed that, in relation to each Member State of the European Economic Area which has implemented the Prospectus Directive (each, a "Relevant Member State"), with effect from and including the date on which the Prospectus Directive is implemented in that Relevant Member State (the "Relevant Implementation Date"), it has not made and will not make an offer of shares to the public in that Relevant Member State prior to the publication of a prospectus in relation to the shares which has been approved by the competent authority in that Relevant Member State or, where appropriate, approved in another Relevant Member State and notified to the competent authority in that Relevant Member State, all in accordance with the Prospectus Directive, except that it may, with effect from and including the Relevant Implementation Date, make an offer of shares to the public in that Relevant Member State at any time:

- (1) to any legal entity which is a qualified investor as defined in the Prospectus Directive;
- (2) to fewer than 150 natural or legal persons (other than qualified investors as defined in the Prospectus Directive), subject to obtaining the prior consent of the representative or representatives nominated by NMFC for any such offer; or
- (3) in any other circumstances falling within Article 3(2) of the Prospectus Directive,

provided that no such offer of shares shall require NMFC or any underwriter to publish a prospectus pursuant to Article 3 of the Prospectus Directive.

For the purposes of this provision, the expression an "offer of shares to the public" in relation to any shares in any Relevant Member State means the communication in any form and by any means of sufficient information on the terms of the offer and the shares to be offered so as to enable an investor to decide to purchase or subscribe for the shares, as the same may be varied in

that Relevant Member State by any measure implementing the Prospectus Directive in that Relevant Member State; "Prospectus Directive" means European Council Directive 2003/71/EC (and amendments thereto, including the 2010 PD Amending Directive) and includes any relevant implementing measure in the Relevant Member State; and "2010 PD Amending Directive" means Directive 2010/73/EU.

United Kingdom

Each underwriter has represented and agreed that:

- (a) it has only communicated or caused to be communicated and will only communicate or cause to be communicated an invitation or inducement to engage in investment activity (within the meaning of Section 21 of the FSMA) received by it in connection with the issue or sale of the shares in circumstances in which Section 21(1) of the FSMA would not, if the Issuer was not an authorized person, apply to the Issuer; and
- (b) it has complied and will comply with all applicable provisions of the FSMA with respect to anything done by it in relation to the shares in, from or otherwise involving the United Kingdom.

Switzerland

This document does not constitute a prospectus within the meaning of Art. 652a of the Swiss Code of Obligations. The shares of common stock may not be sold directly or indirectly in or into Switzerland except in a manner which will not result in a public offering within the meaning of the Swiss Code of Obligations. Neither this document nor any other offering materials relating to the shares of common stock may be distributed, published or otherwise made available in Switzerland except in a manner which will not constitute a public offer of the shares of common stock in Switzerland.

Hong Kong

The shares may not be offered or sold by means of any document other than (i) in circumstances which do not constitute an offer to the public within the meaning of the Companies Ordinance (Cap.32, Laws of Hong Kong), or (ii) to "professional investors" within the meaning of the Securities and Futures Ordinance (Cap.571, Laws of Hong Kong) and any rules made thereunder, or (iii) in other circumstances which do not result in the document being a "prospectus" within the meaning of the Companies Ordinance (Cap.32, Laws of Hong Kong), and no advertisement, invitation or document relating to the shares may be issued or may be in the possession of any person for the purpose of issue (in each case whether in Hong Kong or elsewhere), which is directed at, or the contents of which are likely to be accessed or read by, the public in Hong Kong (except if permitted to do so under the laws of Hong Kong) other than with respect to shares which are or are intended to be disposed of only to persons outside Hong Kong or only to "professional investors" within the meaning of the Securities and Futures Ordinance (Cap. 571, Laws of Hong Kong) and any rules made thereunder.

Singapore

This prospectus has not been registered as a prospectus with the Monetary Authority of Singapore. Accordingly, this prospectus and any other document or material in connection with the offer or sale, or invitation for subscription or purchase, of the shares may not be circulated or distributed, nor may the shares be offered or sold, or be made the subject of an invitation for subscription or purchase, whether directly or indirectly, to persons in Singapore other than (i) to an institutional investor under Section 274 of the Securities and Futures Act, Chapter 289 of Singapore

(the "SFA"), (ii) to a relevant person, or any person pursuant to Section 275(1A), and in accordance with the conditions, specified in Section 275 of the SFA or (iii) otherwise pursuant to, and in accordance with the conditions of, any other applicable provision of the SFA.

Where the shares are subscribed or purchased under Section 275 by a relevant person which is: (a) a corporation (which is not an accredited investor) the sole business of which is to hold investments and the entire share capital of which is owned by one or more individuals, each of whom is an accredited investor; or (b) a trust (where the trustee is not an accredited investor) whose sole purpose is to hold investments and each beneficiary is an accredited investor, shares, debentures and units of shares and debentures of that corporation or the beneficiaries' rights and interest in that trust shall not be transferable for 6 months after that corporation or that trust has acquired the shares under Section 275 except: (1) to an institutional investor under Section 274 of the SFA or to a relevant person, or any person pursuant to Section 275(1A), and in accordance with the conditions, specified in Section 275 of the SFA; (2) where no consideration is given for the transfer; or (3) by operation of law.

Japan

The securities have not been and will not be registered under the Financial Instruments and Exchange Law of Japan (the Financial Instruments and Exchange Law) and each underwriter has agreed that it will not offer or sell any securities, directly or indirectly, in Japan or to, or for the benefit of, any resident of Japan (which term as used herein means any person resident in Japan, including any corporation or other entity organized under the laws of Japan), or to others for re-offering or resale, directly or indirectly, in Japan or to a resident of Japan, except pursuant to an exemption from the registration requirements of, and otherwise in compliance with, the Financial Instruments and Exchange Law and any other applicable laws, regulations and ministerial guidelines of Japan.

LEGAL MATTERS

Certain legal matters regarding the shares of common stock offered hereby will be passed upon for us by Sutherland Asbill & Brennan LLP, Washington, District of Columbia. Certain legal matters in connection with the securities offered hereby will be passed upon for the underwriters by Fried, Frank, Harris, Shriver & Jacobson LLP, New York, New York. Fried, Frank, Harris, Shriver & Jacobson LLP represents New Mountain Capital, LLC and its portfolio companies from time to time in the ordinary course of business.

INDEPENDENT REGISTERED PUBLIC ACCOUNTING FIRM

With respect to the unaudited interim financial information of New Mountain Finance Holdings, L.L.C., New Mountain Finance Corporation and New Mountain Finance AIV Holdings Corporation as of June 30, 2013 and for the six month periods ended June 30, 2013 and 2012, which is included in this prospectus supplement, Deloitte & Touche LLP, an independent registered public accounting firm, has applied limited procedures in accordance with the standards of the Public Company Accounting Oversight Board (United States) for a review of such information. However, as stated in their reports included in this prospectus supplement, they did not audit and they do not express an opinion on that interim financial information. Accordingly, the degree of reliance on their reports on such information should be restricted in light of the limited nature of the review procedures applied. Deloitte & Touche LLP are not subject to the liability provisions of Section 11 of the Securities Act of 1933 for their reports on the unaudited interim financial information because those reports are not "reports" or a "part" of the Registration Statement prepared or certified by an accountant within the meaning of Sections 7 and 11 of the Act.

The financial statements of New Mountain Finance Holdings, L.L.C. as of December 31, 2012 and 2011 and for each of the three years in the period ended December 31, 2012, and the financial statements of New Mountain Finance Corporation and New Mountain Finance AIV Holdings Corporation as of December 31, 2012 and 2011, for the year ended December 31, 2012 and for the period from May 19, 2011 (Commencement of Operations) to December 31, 2011, including the Senior Securities table included in this prospectus supplement, have been audited by Deloitte & Touche LLP, an independent registered public accounting firm, as stated in their reports appearing herein and elsewhere in the Registration Statement. Such financial statements and information included in the Senior Securities table as of December 31, 2012, 2011, 2010 and 2009 have been so included in reliance upon the reports of such firm, given their authority as experts in accounting and auditing.

The principal business address of Deloitte & Touche LLP is 2 World Financial Center, New York, New York 10281.

AVAILABLE INFORMATION

We have filed with the SEC a registration statement on Form N-2, together with all amendments and related exhibits, under the Securities Act, with respect to the shares of common stock offered by this prospectus supplement and the accompanying prospectus. The registration statement contains additional information about us and the shares of common stock being offered by this prospectus supplement and the accompanying prospectus.

We are required to file with or submit to the SEC annual, quarterly and current reports, proxy statements and other information meeting the informational requirements of the Exchange Act. You may inspect and copy these reports, proxy statements and other information, as well as the registration statement and related exhibits and schedules, at the Public Reference Room of the SEC at 100 F Street, N.E., Washington, District of Columbia 20549. You may obtain information on the operation of the Public Reference Room by calling the SEC at 1-800-SEC-0330. The SEC maintains

an internet site that contains reports, proxy and information statements and other information filed electronically by us with the SEC, which are available on the SEC's website at <http://www.sec.gov>. Copies of these reports, proxy and information statements and other information may be obtained, after paying a duplicating fee, by electronic request at the following e-mail address: publicinfo@sec.gov, or by writing the SEC's Public Reference Section, 100 F Street, N.E., Washington, District of Columbia 20549. This information will also be available free of charge by contacting us at 787 Seventh Avenue, 48th Floor, New York, New York 10019, by telephone at (212) 720-0300, or on our website at <http://www.newmountainfinance.com>. Information contained on our website or on the SEC's web site about us is not incorporated into this prospectus supplement or the accompanying prospectus and you should not consider information contained on our website or on the SEC's website to be part of this prospectus supplement or the accompanying prospectus.

INDEX TO FINANCIAL STATEMENTS

| | <u>PAGE</u> |
|--|-------------|
| INTERIM FINANCIAL STATEMENTS FOR THE QUARTER ENDED JUNE 30, 2013 | |
| New Mountain Finance Holdings, L.L.C. | |
| Consolidated Statements of Assets, Liabilities and Members' Capital as of June 30, 2013 (unaudited) and December 31, 2012 | F-1 |
| Consolidated Statements of Operations for the three months and six months ended June 30, 2013 (unaudited) and June 30, 2012 (unaudited) | F-2 |
| Consolidated Statements of Changes in Members' Capital for the six months ended June 30, 2013 (unaudited) and June 30, 2012 (unaudited) | F-3 |
| Consolidated Statements of Cash Flows for the six months ended June 30, 2013 (unaudited) and June 30, 2012 (unaudited) | F-4 |
| Consolidated Schedule of Investments as of June 30, 2013 (unaudited) | F-5 |
| Consolidated Schedule of Investments as of December 31, 2012 | F-11 |
| New Mountain Finance Corporation | |
| Statements of Assets and Liabilities as of June 30, 2013 (unaudited) and December 31, 2012 (unaudited) | F-17 |
| Statements of Operations for the three months and six months ended June 30, 2013 (unaudited) and June 30, 2012 (unaudited) | F-18 |
| Statements of Changes in Net Assets for the six months ended June 30, 2013 (unaudited) and June 30, 2012 (unaudited) | F-19 |
| Statements of Cash Flows for the six months ended June 30, 2013 (unaudited) and June 30, 2012 (unaudited) | F-20 |
| New Mountain Finance AIV Holdings Corporation | |
| Statements of Assets and Liabilities as of June 30, 2013 (unaudited) and December 31, 2012 (unaudited) | F-21 |
| Statements of Operations for the three months and six months ended June 30, 2013 (unaudited) and June 30, 2012 (unaudited) | F-22 |
| Statements of Changes in Net Assets for the six months ended June 30, 2013 (unaudited) and June 30, 2012 (unaudited) | F-23 |
| Statements of Cash Flows for the six months ended June 30, 2013 (unaudited) and June 30, 2012 (unaudited) | F-24 |
| Combined Notes to the Consolidated Financial Statements of New Mountain Finance Holdings, L.L.C., the Financial Statements of New Mountain Finance Corporation and the Financial Statements of New Mountain Finance AIV Holdings Corporation | F-25 |
| Report of Independent Registered Public Accounting Firm | F-67 |
| INTERIM FINANCIAL STATEMENTS FOR THE QUARTER ENDED MARCH 31, 2013 | |
| New Mountain Finance Holdings, L.L.C. | |
| Consolidated Statements of Assets, Liabilities and Members' Capital as of March 31, 2013 (unaudited) and December 31, 2012 | F-68 |
| Consolidated Statements of Operations for the three months ended March 31, 2013 (unaudited) and March 31, 2012 (unaudited) | F-69 |
| Consolidated Statements of Changes in Members' Capital for the three months ended March 31, 2013 (unaudited) and March 31, 2012 (unaudited) | F-70 |
| Consolidated Statements of Cash Flows for the three months ended March 31, 2013 (unaudited) and March 31, 2012 (unaudited) | F-71 |
| Consolidated Schedule of Investments as of March 31, 2013 (unaudited) | F-72 |

| | PAGE |
|--|-----------------------|
| Consolidated Schedule of Investments as of December 31, 2012 | F-78 |
| New Mountain Finance Corporation | |
| Statement of Assets and Liabilities as of March 31, 2013 (unaudited) and December 31, 2012 | F-84 |
| Statements of Operations for the three months ended March 31, 2013 (unaudited) and March 31, 2012 (unaudited) | F-85 |
| Statement of Changes in Net Assets for the three months ended March 31, 2013 (unaudited) and March 31, 2012 (unaudited) | F-86 |
| Statement of Cash Flows for the three months ended March 31, 2013 (unaudited) and March 31, 2012 (unaudited) | F-87 |
| New Mountain Finance AIV Holdings Corporation | |
| Statement of Assets and Liabilities as of March 31, 2013 (unaudited) and December 31, 2012 | F-88 |
| Statements of Operations for the three months ended March 31, 2013 (unaudited) and March 31, 2012 (unaudited) | F-89 |
| Statement of Changes in Net Assets for the three months ended March 31, 2013 (unaudited) and March 31, 2012 (unaudited) | F-90 |
| Statement of Cash Flows for the three months ended March 31, 2013 (unaudited) and March 31, 2012 (unaudited) | F-91 |
| Combined Notes to the Consolidated Financial Statements of New Mountain Finance Holdings, L.L.C., the Financial Statements of New Mountain Finance Corporation and the Financial Statements of New Mountain Finance AIV Holdings Corporation | F-92 |
| Report of Independent Registered Public Accounting Firm | F-128 |
| AUDITED FINANCIAL STATEMENTS | |
| Report of Independent Registered Public Accounting Firm | F-129 |
| New Mountain Finance Holdings, L.L.C. | |
| Consolidated Statements of Assets, Liabilities and Members' Capital as of December 31, 2012 and December 31, 2011 | F-131 |
| Consolidated Statements of Operations for the years ended December 31, 2012, December 31, 2011 and December 31, 2010 | F-132 |
| Consolidated Statements of Changes in Members' Capital for the years ended December 31, 2012, December 31, 2011 and December 31, 2010 | F-133 |
| Consolidated Statements of Cash Flows for the years ended December 31, 2012, December 31, 2011 and December 31, 2010 | F-134 |
| Consolidated Schedule of Investments as of December 31, 2012 | F-135 |
| Consolidated Schedule of Investments as of December 31, 2011 | F-142 |
| New Mountain Finance Corporation | |
| Statement of Assets and Liabilities as of December 31, 2012 and December 31, 2011 | F-148 |
| Statements of Operations for the year ended December 31, 2012 and from May 19, 2011 (commencement of operations) to December 31, 2011 | F-149 |
| Statement of Changes in Net Assets for the year ended December 31, 2012 and from May 19, 2011 (commencement of operations) to December 31, 2011 | F-150 |
| Statement of Cash Flows for the year ended December 31, 2012 and from May 19, 2011 (commencement of operations) to December 31, 2011 | F-151 |

| | <u>PAGE</u> |
|--|-----------------------|
| New Mountain Finance AIV Holdings Corporation | |
| Statement of Assets and Liabilities as of December 31, 2012 and December 31, 2011 | F-152 |
| Statements of Operations for the year ended December 31, 2012 and from May 19, 2011 (commencement of operations) to December 31, 2011 | F-153 |
| Statement of Changes in Net Assets for the year ended December 31, 2012 and from May 19, 2011 (commencement of operations) to December 31, 2011 | F-154 |
| Statement of Cash Flows for the year ended December 31, 2012 and from May 19, 2011 (commencement of operations) to December 31, 2011 | F-155 |
| Combined Notes to the Consolidated Financial Statements of New Mountain Finance Holdings, L.L.C., the Financial Statements of New Mountain Finance Corporation and the Financial Statements of New Mountain Finance AIV Holdings Corporation | F-156 |

New Mountain Finance Holdings, L.L.C.

Consolidated Statements of Assets, Liabilities and Members' Capital
(in thousands, except units and per unit data)

| | June 30, 2013 (unaudited) | December 31, 2012 |
|---|---------------------------------|----------------------|
| Assets | | |
| Investments at fair value (cost of \$1,045,565 and \$976,243, respectively) | \$ 1,059,001 | \$ 989,820 |
| Cash and cash equivalents | 15,946 | 12,752 |
| Interest and dividend receivable | 11,202 | 6,340 |
| Deferred credit facility costs (net of accumulated amortization of \$2,751 and \$2,016, respectively) | 5,232 | 5,490 |
| Receivable from affiliate | 648 | 534 |
| Receivable from unsettled securities sold | — | 9,962 |
| Other assets | 2,394 | 666 |
| Total assets | \$ 1,094,423 | \$ 1,025,564 |
| Liabilities | | |
| Holdings Credit Facility | 209,436 | 206,938 |
| SLF Credit Facility | 207,100 | 214,262 |
| Payable for unsettled securities purchased | 19,600 | 9,700 |
| Incentive fee payable | 5,407 | 3,390 |
| Capital gains incentive fee payable | 5,388 | 4,407 |
| Management fee payable | 3,727 | 3,222 |
| Interest payable | 757 | 712 |
| Payable to affiliate | 46 | — |
| Dividends payable | — | 11,192 |
| Other liabilities | 2,667 | 1,802 |
| Total liabilities | 454,128 | 455,625 |
| Members' Capital | 640,295 | 569,939 |
| Total liabilities and members' capital | \$ 1,094,423 | \$ 1,025,564 |
| Outstanding common membership units | 44,720,486 | 40,548,189 |
| Capital per unit | \$ 14.32 | \$ 14.06 |

The accompanying notes are an integral part of these consolidated financial statements.

New Mountain Finance Holdings, L.L.C.

Consolidated Statements of Operations
(in thousands)
(unaudited)

| | Three months ended | | Six months ended | |
|---|--------------------|------------------|------------------|------------------|
| | June 30, 2013 | June 30, 2012 | June 30, 2013 | June 30, 2012 |
| Investment income | | | | |
| Interest income | \$ 27,321 | \$ 20,124 | \$ 52,364 | \$ 38,725 |
| Dividend income | 6,436 | — | 6,433 | — |
| Other income | 1,399 | 175 | 1,677 | 596 |
| Total investment income | 35,156 | 20,299 | 60,474 | 39,321 |
| Expenses | | | | |
| Incentive fee | 5,407 | 2,718 | 8,865 | 5,169 |
| Capital gains incentive fee | (1,701) | 53 | 981 | 964 |
| Total incentive fee | 3,706 | 2,771 | 9,846 | 6,133 |
| Management fee | 3,727 | 2,606 | 7,295 | 5,120 |
| Interest and other credit facility expenses | 3,118 | 2,401 | 6,189 | 4,884 |
| Administrative expenses | 939 | 504 | 1,698 | 1,060 |
| Professional fees | 563 | 426 | 1,135 | 874 |
| Other general and administrative expenses | 396 | 343 | 806 | 639 |
| Total expenses | 12,449 | 9,051 | 26,969 | 18,710 |
| Less: expenses waived and reimbursed (See Note 5) | (836) | (398) | (1,665) | (948) |
| Net expenses | 11,613 | 8,653 | 25,304 | 17,762 |
| Net investment income | 23,543 | 11,646 | 35,170 | 21,559 |
| Net realized gains on investments | 3,312 | 11,968 | 4,356 | 12,976 |
| Net change in unrealized (depreciation) appreciation of investments | (12,031) | (12,529) | (141) | 216 |
| Net increase in members' capital resulting from operations | \$ 14,824 | \$ 11,085 | \$ 39,385 | \$ 34,751 |

The accompanying notes are an integral part of these consolidated financial statements.

New Mountain Finance Holdings, L.L.C.

Consolidated Statements of Changes in Members' Capital
(in thousands)
(unaudited)

| | Six months ended | |
|---|-------------------|-------------------|
| | June 30, 2013 | June 30, 2012 |
| Increase (decrease) in members' capital resulting from operations: | | |
| Net investment income | \$ 35,170 | \$ 21,559 |
| Net realized gains on investments | 4,356 | 12,976 |
| Net change in unrealized (depreciation) appreciation of investments | (141) | 216 |
| Net increase in members' capital resulting from operations | 39,385 | 34,751 |
| Net contributions | 57,020 | — |
| Dividends declared | (28,296) | (27,518) |
| Offering costs | (249) | — |
| Reinvestment of dividends | 2,496 | — |
| Net increase in members' capital | 70,356 | 7,233 |
| Members' capital at beginning of period | 569,939 | 420,502 |
| Members' capital at end of period | \$ 640,295 | \$ 427,735 |

The accompanying notes are an integral part of these consolidated financial statements.

New Mountain Finance Holdings, L.L.C.

Consolidated Statements of Cash Flows
(in thousands)
(unaudited)

| | Six months ended | |
|---|-------------------------|----------------------|
| | June 30, 2013 | June 30, 2012 |
| Cash flows from operating activities | | |
| Net increase in members' capital resulting from operations | \$ 39,385 | \$ 34,751 |
| Adjustments to reconcile net (increase) decrease in capital resulting from operations to net cash (used in) provided by operating activities: | | |
| Net realized gains on investments | (4,356) | (12,976) |
| Net change in unrealized depreciation (appreciation) of investments | 141 | (216) |
| Amortization of purchase discount | (1,923) | (3,006) |
| Amortization of deferred credit facility costs | 735 | 511 |
| Non-cash interest income | (2,177) | (715) |
| (Increase) decrease in operating assets: | | |
| Purchase of investments | (262,254) | (233,117) |
| Proceeds from sales and paydowns of investments | 201,388 | 203,830 |
| Cash paid for drawn revolvers | — | (7,665) |
| Cash repayments on drawn revolvers | — | 6,300 |
| Interest and dividend receivable | (4,862) | 261 |
| Receivable from unsettled securities sold | 9,962 | — |
| Receivable from affiliate | (114) | 250 |
| Other assets | (715) | (439) |
| Increase (decrease) in operating liabilities: | | |
| Payable for unsettled securities purchased | 9,900 | 11,595 |
| Incentive fee payable | 2,017 | 401 |
| Capital gains incentive fee payable | 981 | 964 |
| Management fee payable | 505 | 405 |
| Interest payable | 45 | (1,176) |
| Payable to affiliate | 46 | — |
| Other liabilities | 166 | (61) |
| Net cash flows used in operating activities | (11,130) | (103) |
| Cash flows from financing activities | | |
| Net contributions | 57,020 | — |
| Dividends paid | (36,992) | (20,643) |
| Offering costs paid | (542) | (101) |
| Proceeds from Holdings Credit Facility | 171,818 | 177,618 |
| Repayment of Holdings Credit Facility | (169,320) | (167,899) |
| Proceeds from SLF Credit Facility | 3,238 | 46,943 |
| Repayment of SLF Credit Facility | (10,400) | (39,759) |
| Deferred credit facility costs paid | (498) | (1,867) |
| Net cash flows provided by (used in) financing activities | 14,324 | (5,708) |
| Net increase (decrease) in cash and cash equivalents | 3,194 | (5,811) |
| Cash and cash equivalents at the beginning of the period | 12,752 | 15,319 |
| Cash and cash equivalents at the end of the period | \$ 15,946 | \$ 9,508 |
| Supplemental disclosure of cash flow information | | |
| Interest paid | \$ 5,256 | \$ 5,324 |
| Non-cash financing activities: | | |
| Dividends declared and payable | \$ — | \$ 6,875 |
| Value of members' capital issued in connection with dividend reinvestment plan | 2,496 | — |
| Accrual for offering costs | 1,276 | 86 |
| Accrual for deferred credit facility costs | 25 | 61 |

The accompanying notes are an integral part of these consolidated financial statements.

New Mountain Finance Holdings, L.L.C.

Consolidated Schedule of Investments

June 30, 2013
(in thousands, except shares)
(unaudited)

| Portfolio Company, Location and Industry | Type of Investment | Interest Rate | Maturity Date | Principal Amount, Par Value or Shares | Cost | Fair Value | Percent of Members' Capital |
|--|--------------------|---|---------------|---------------------------------------|------------------|------------------|-----------------------------|
| Funded Debt Investments — | | | | | | | |
| Bermuda | | | | | | | |
| Stratus Technologies Bermuda Holdings Ltd.(4)** Stratus Technologies Bermuda Ltd. / Stratus Technologies, Inc. Information Technology | First lien(2)(7) | 12.00% | 3/29/2015 | \$ 6,497 | \$ 6,265 | \$ 6,562 | 1.03% |
| Total Funded Debt Investments — Bermuda | | | | \$ 6,497 | \$ 6,265 | \$ 6,562 | 1.03% |
| Funded Debt Investments — | | | | | | | |
| Cayman Islands | | | | | | | |
| Pinnacle Holdco S.à r.l. / Pinnacle (US) Acquisition Co Limited** Software | Second lien(2) | 10.50% (Base Rate + 9.25%) | 7/30/2020 | \$ 30,000 | \$ 29,445 | \$ 30,350 | 4.74% |
| Total Funded Debt Investments — Cayman Islands | | | | \$ 30,000 | \$ 29,445 | \$ 30,350 | 4.74% |
| Funded Debt Investments — United Kingdom | | | | | | | |
| Magic Newco, LLC** Software | First lien(3) | 7.25% (Base Rate + 6.00%) | 12/12/2018 | \$ 14,887 | \$ 14,499 | \$ 14,994 | 2.34% |
| Total Funded Debt Investments — United Kingdom | | | | \$ 14,887 | \$ 14,499 | \$ 14,994 | 2.34% |
| Funded Debt Investments — United States | | | | | | | |
| McGraw-Hill Global Education Holdings, LLC Education | First lien(2) | 9.75% | 4/1/2021 | \$ 24,500 | \$ 24,341 | \$ 25,174 | |
| | First lien(2) | 9.00% (Base Rate + 7.75%) | 3/22/2019 | 19,950 | 19,372 | 19,706 | |
| | | | | <u>44,450</u> | <u>43,713</u> | <u>44,880</u> | 7.01% |
| Edmentum, Inc.(fka Plato, Inc.) Education | First lien(3) | 6.00% (Base Rate + 4.75%) | 5/17/2018 | 6,533 | 6,366 | 6,565 | |
| | Second lien(2) | 11.25% (Base Rate + 9.75%) | 5/17/2019 | 29,150 | 28,633 | 29,150 | |
| | | | | <u>35,683</u> | <u>34,999</u> | <u>35,715</u> | 5.58% |
| SRA International, Inc. Federal Services | First lien(3) | 6.50% (Base Rate + 5.25%) | 7/20/2018 | 20,436 | 19,792 | 20,351 | |
| | First lien(2) | 6.50% (Base Rate + 5.25%) | 7/20/2018 | 14,314 | 13,905 | 14,254 | |
| | | | | <u>34,750</u> | <u>33,697</u> | <u>34,605</u> | 5.40% |
| Pharmaceutical Research Associates, Inc. Healthcare Services | Second lien(2) | 10.50% (Base Rate + 9.25%) | 6/10/2019 | 33,988 | 33,422 | 34,432 | 5.38% |
| UniTek Global Services, Inc. Business Services | First lien(2) | 11.75% (Base Rate + 6.50% + 2.00% PIK)* | 4/16/2018 | 25,532 | 24,761 | 23,618 | |
| | First lien(2) | 11.75% (Base Rate + 6.50% + 2.00% PIK)* | 4/16/2018 | 6,181 | 6,023 | 5,717 | |
| | First lien(2) | 11.75% (Base Rate + 6.50% + 2.00% PIK)* | 4/16/2018 | 5,138 | 4,970 | 4,752 | |
| | | | | <u>36,851</u> | <u>35,754</u> | <u>34,087</u> | 5.32% |
| YP Holdings LLC(8) YP LLC Media | First lien(2) | 8.05% (Base Rate + 6.70%) | 6/4/2018 | 31,920 | 31,129 | 31,574 | 4.93% |

New Mountain Finance Holdings, L.L.C.

Consolidated Schedule of Investments (Continued)

June 30, 2013
(in thousands, except shares)
(unaudited)

| Portfolio Company, Location and Industry(1) | Type of Investment | Interest Rate | Maturity Date | Principal Amount, Par Value or Shares | Cost | Fair Value | Percent of Members' Capital |
|---|--------------------|-----------------------------|---------------|---------------------------------------|-----------|------------|-----------------------------|
| Novell, Inc. (fka Attachmate Corporation, NetIQ Corporation) Software | First lien(3) | 7.27% (Base Rate + 5.72%) | 11/22/2017 | 7,400 | 7,277 | 7,434 | |
| | Second lien(2) | 11.00% (Base Rate + 9.50%) | 11/22/2018 | 24,000 | 23,367 | 24,054 | |
| | | | | 31,400 | 30,644 | 31,488 | 4.92% |
| Rocket Software, Inc. Software | Second lien(2) | 10.25% (Base Rate + 8.75%) | 2/8/2019 | 30,875 | 30,721 | 30,888 | 4.82% |
| Global Knowledge Training LLC Education | First lien(3) | 6.51% (Base Rate + 4.98%) | 4/21/2017 | 4,685 | 4,633 | 4,685 | |
| | First lien(3) | 6.50% (Base Rate + 5.00%) | 4/21/2017 | 1,174 | 1,161 | 1,174 | |
| | Second lien(2) | 11.50% (Base Rate + 9.75%) | 10/21/2018 | 24,250 | 23,841 | 24,667 | |
| | | | 30,109 | 29,635 | 30,526 | 4.77% | |
| Deltek, Inc. Software | Second lien(2) | 10.00% (Base Rate + 8.75%) | 10/10/2019 | 30,000 | 29,700 | 29,700 | 4.64% |
| KeyPoint Government Solutions, Inc. Federal Services | First lien(2) | 7.25% (Base Rate + 6.00%) | 11/13/2017 | 29,250 | 28,640 | 29,250 | 4.57% |
| Transtar Holding Company Distribution & Logistics | Second lien(2) | 9.75% (Base Rate + 8.50%) | 10/9/2019 | 28,300 | 27,814 | 29,043 | 4.54% |
| Kronos Incorporated Software | Second lien(2) | 9.75% (Base Rate + 8.50%) | 4/30/2020 | 25,000 | 24,765 | 25,938 | 4.05% |
| Meritas Schools Holdings, LLC Education | First lien(2) | 7.00% (Base Rate + 5.75%) | 6/25/2019 | 17,000 | 16,830 | 16,830 | |
| | First lien(3) | 7.00% (Base Rate + 5.75%) | 6/25/2019 | 9,000 | 8,910 | 8,910 | |
| | | | | 26,000 | 25,740 | 25,740 | 4.02% |
| Permian Tank & Manufacturing, Inc. Energy | First lien(2) | 10.50% | 1/15/2018 | 24,500 | 24,783 | 23,887 | 3.73% |
| Aderant North America, Inc. Software | Second lien(2) | 10.00% (Base Rate + 8.75%) | 6/20/2019 | 22,500 | 22,181 | 23,147 | 3.62% |
| St. George's University Scholastic Services LLC Education | First lien(3) | 8.50% (Base Rate + 7.00%) | 12/20/2017 | \$ 13,154 | \$ 12,905 | \$ 13,236 | |
| | First lien(2) | 8.50% (Base Rate + 7.00%) | 12/20/2017 | 9,646 | 9,469 | 9,707 | |
| | | | | 22,800 | 22,374 | 22,943 | 3.58% |
| LM U.S. Member LLC (and LM U.S. Corp Acquisition Inc.) Business Services | Second lien(3) | 9.50% (Base Rate + 8.25%) | 10/26/2020 | 20,000 | 19,717 | 20,263 | 3.16% |
| First American Payment Systems, L.P. Business Services | Second lien(3) | 10.75% (Base Rate + 9.50%) | 4/12/2019 | 20,000 | 19,631 | 20,188 | 3.15% |
| Merrill Communications LLC Business Services | First lien(2) | 7.25% (Base Rate + 6.25%) | 3/8/2018 | 19,950 | 19,760 | 20,033 | 3.13% |
| Six3 Systems, Inc. Federal Services | First lien(3) | 7.00% (Base Rate + 5.75%) | 10/4/2019 | 19,900 | 19,717 | 20,024 | 3.13% |
| eResearchTechnology, Inc. Healthcare Services | First lien(3) | 6.00% (Base Rate + 4.75%) | 5/2/2018 | 19,850 | 19,077 | 19,951 | 3.12% |
| Distribution International, Inc. Distribution & Logistics | First lien(2) | 8.75% (Base Rate + 5.50%) | 7/16/2019 | 20,000 | 19,600 | 19,600 | 3.06% |
| Insight Pharmaceuticals LLC Healthcare Products | Second lien(3) | 13.25% (Base Rate + 11.75%) | 8/25/2017 | 19,310 | 18,569 | 19,503 | 3.05% |
| Smile Brands Group Inc. Healthcare Services | First lien(3) | 7.00% (Base Rate + 5.25%) | 12/21/2017 | 19,758 | 19,520 | 19,289 | 3.01% |
| PODS, Inc.(6) Consumer Services | | | | | | | |
| PODS Funding Corp. II | First lien(3) | 7.25% (Base Rate + 6.00%) | 11/29/2016 | 13,175 | 12,892 | 13,208 | |
| Storapod Holding Company, Inc. | Subordinated(2) | 21.00% PIK* | 11/29/2017 | 5,460 | 5,329 | 5,460 | |
| | | | | 18,635 | 18,221 | 18,668 | 2.92% |

New Mountain Finance Holdings, L.L.C.
Consolidated Schedule of Investments (Continued)
June 30, 2013
(in thousands, except shares)
(unaudited)

| Portfolio Company, Location and Industry(1) | Type of Investment | Interest Rate | Maturity Date | Principal Amount, Par Value or Shares | Cost | Fair Value | Percent of Members' Capital |
|--|--------------------|------------------------------|---------------|---------------------------------------|----------|------------|-----------------------------|
| Sotera Defense Solutions, Inc. (Global Defense Technology & Systems, Inc.) Federal Services | First lien(3) | 7.50% (Base Rate + 6.00%) | 4/21/2017 | 19,360 | 19,135 | 17,424 | 2.72% |
| Ascensus, Inc. Business Services | First lien(3) | 8.00% (Base Rate + 6.75%) | 12/21/2018 | 16,915 | 16,599 | 16,978 | 2.65% |
| IG Investments Holdings, LLC Business Services | Second lien(3) | 10.25% (Base Rate + 9.00%) | 10/31/2020 | 15,000 | 14,858 | 15,113 | 2.36% |
| OpenLink International, Inc. Software | First lien(3) | 7.75% (Base Rate + 6.25%) | 10/30/2017 | 14,775 | 14,548 | 14,803 | 2.31% |
| KPLT Holdings, Inc. (Centerplate, Inc., et al.) Consumer Services | Subordinated(2) | 11.75% (10.25% + 1.50% PIK)* | 4/16/2019 | 14,747 | 14,477 | 14,411 | 2.25% |
| Aspen Dental Management, Inc. Healthcare Services | First lien(3) | 7.00% (Base Rate + 5.50%) | 10/6/2016 | 14,795 | 14,517 | 14,351 | 2.24% |
| Landslide Holdings, Inc. (Crimson Acquisition Corp.) Software | First lien(3) | 7.00% (Base Rate + 5.75%) | 6/19/2018 | 14,250 | 14,005 | 14,292 | 2.23% |
| Brock Holdings III, Inc. Industrial Services | Second lien(2) | 10.00% (Base Rate + 8.25%) | 3/16/2018 | 14,000 | 13,842 | 14,245 | 2.22% |
| Packaging Coordinators, Inc.(10) Healthcare Products | Second lien(2) | 9.50% (Base Rate + 8.25%) | 11/10/2020 | 14,000 | 13,862 | 13,860 | 2.16% |
| Lonestar Intermediate Super Holdings, LLC Business Services | Subordinated(2) | 11.00% (Base Rate + 9.50%) | 9/2/2019 | 12,000 | 11,683 | 12,600 | 1.97% |
| Van Wagner Communications, LLC Media | First lien(2) | 8.25% (Base Rate + 7.00%) | 8/3/2018 | 11,880 | 11,671 | 12,073 | 1.89% |
| Vision Solutions, Inc. Software | Second lien(2) | 9.50% (Base Rate + 8.00%) | 7/23/2017 | 12,000 | 11,922 | 11,850 | 1.85% |
| Confie Seguros Holding II Co. Consumer Services | Second lien(3) | 10.25% (Base Rate + 9.00%) | 5/8/2019 | 8,907 | 8,764 | 8,906 | |
| | Second lien(2) | 10.25% (Base Rate + 9.00%) | 5/8/2019 | 1,979 | 1,989 | 1,980 | |
| | | | | 10,886 | 10,753 | 10,886 | 1.70% |
| Vertafore, Inc. Software | Second lien(2) | 9.75% (Base Rate + 8.25%) | 10/29/2017 | 10,000 | 9,930 | 10,206 | 1.59% |
| TransFirst Holdings, Inc. Business Services | Second lien(3) | 11.00% (Base Rate + 9.75%) | 6/27/2018 | 10,000 | 9,720 | 10,200 | 1.59% |
| Mailsouth, Inc. Media | First lien(3) | 6.75% (Base Rate + 5.00%) | 12/14/2016 | 9,792 | 9,699 | 9,743 | 1.52% |
| Virtual Radiologic Corporation Healthcare Information Technology | First lien(3) | 7.75% (Base Rate + 4.50%) | 12/22/2016 | 13,667 | 13,542 | 8,884 | 1.39% |
| Consona Holdings, Inc. Software | First lien(3) | 7.25% (Base Rate + 6.00%) | 8/6/2018 | 8,436 | 8,362 | 8,447 | 1.32% |
| Triple Point Technology, Inc. Software | First lien(3) | 6.25% (Base Rate + 5.00%) | 10/27/2017 | 7,928 | 7,701 | 7,947 | 1.24% |
| Physio-Control International, Inc. Healthcare Products | First lien(2) | 9.88% | 1/15/2019 | 7,000 | 7,000 | 7,735 | 1.21% |
| Research Pharmaceutical Services, Inc. Healthcare Services | First lien(3) | 6.76% (Base Rate + 5.24%) | 2/18/2017 | 6,938 | 6,869 | 6,937 | 1.08% |
| Alion Science and Technology Corporation Federal Services | First lien(2)(7) | 12.00% (10.00% + 2.00% PIK)* | 11/1/2014 | 6,383 | 6,245 | 6,506 | 1.02% |
| Immucor, Inc. Healthcare Services | Subordinated(2)(7) | 11.13% | 8/15/2019 | \$ 5,000 | \$ 4,946 | \$ 5,450 | 0.85% |
| GCA Services Group, Inc. Business Services | Second lien(2) | 9.25% (Base Rate + 8.00%) | 11/1/2020 | 5,000 | 4,953 | 5,096 | 0.80% |
| Learning Care Group (US), Inc. Education | Subordinated(2) | 15.00% PIK* | 5/8/2020 | 4,066 | 3,939 | 4,066 | |
| | Subordinated(2) | 15.00% PIK* | 5/8/2020 | 744 | 688 | 744 | |
| | | | | 4,810 | 4,627 | 4,810 | 0.75% |

New Mountain Finance Holdings, L.L.C.

Consolidated Schedule of Investments (Continued)

June 30, 2013
(in thousands, except shares)
(unaudited)

| Portfolio Company, Location and Industry | Type of Investment | Interest Rate | Maturity Date | Principal Amount, Par Value or Shares | Cost | Fair Value | Percent of Members' Capital |
|---|---------------------|---|----------------------|---------------------------------------|---------------------|---------------------|-----------------------------|
| Education Management LLC** Education | First lien(3) | 8.25% (Base Rate + 7.00)% | 3/30/2018 | 5,031 | 4,904 | 4,650 | 0.73% |
| Brickman Group Holdings, Inc. Business Services | Subordinated(2) | 9.13% | 11/1/2018 | 3,650 | 3,361 | 3,923 | 0.61% |
| ATI Acquisition Company (fka Ability Acquisition, Inc.) Education | First lien(2) | 12.25% (Base Rate + 5.00% + 4.00% PIK)(5)* | 12/30/2014 | 4,432 | 4,306 | — | |
| | First lien(2) | 17.25% (Base Rate + 10.00% + 4.00% PIK)(5)* | 6/30/2012 — Past Due | 1,665 | 1,517 | 316 | |
| | First lien(2) | 17.25% (Base Rate + 10.00% + 4.00% PIK)(5)* | 6/30/2012 — Past Due | 103 | 94 | 103 | |
| | | | | <u>6,200</u> | <u>5,917</u> | <u>419</u> | <u>0.07%</u> |
| Total Funded Debt Investments — United States | | | | \$ 990,222 | \$ 973,171 | \$ 979,201 | 152.93% |
| Total Funded Debt Investments | | | | \$ 1,041,606 | \$ 1,023,380 | \$ 1,031,107 | 161.04% |
| Equity — Bermuda | | | | | | | |
| Stratus Technologies Bermuda Holdings Ltd.(4)** Information Technology | Ordinary shares(2) | — | — | 156,247 | \$ 65 | \$ 25 | |
| | Preferred shares(2) | — | — | 35,558 | 15 | 6 | |
| | | | | | <u>80</u> | <u>31</u> | <u>0.01%</u> |
| Total Shares — Bermuda | | | | | \$ 80 | \$ 31 | 0.01% |
| Equity — United States | | | | | | | |
| Black Elk Energy Offshore Operations, LLC Energy | Preferred shares(2) | 17.00% | — | 20,000,000 | \$ 20,000 | \$ 20,000 | 3.12% |
| Global Knowledge Training LLC Education | Ordinary shares(2) | — | — | 2 | 2 | 3 | |
| | Preferred shares(2) | — | — | 2,423 | 1,193 | 3,018 | |
| | | | | | <u>1,195</u> | <u>3,021</u> | <u>0.47%</u> |
| Packaging Coordinators, Inc.(10) Packaging Coordinators Holdings, LLC Healthcare Products | Ordinary shares(2) | — | — | 19,427 | 1,000 | 1,000 | 0.16% |
| Total Shares — United States | | | | | \$ 22,195 | \$ 24,021 | 3.75% |
| Total Shares | | | | | \$ 22,275 | \$ 24,052 | 3.76% |
| Warrants — United States | | | | | | | |
| Learning Care Group (US), Inc. Education | Warrants(2) | — | — | 844 | \$ 194 | \$ 412 | |
| | Warrants(2) | — | — | 3,589 | 61 | 1,753 | |
| | | | | | <u>255</u> | <u>2,165</u> | <u>0.34%</u> |
| YP Holdings LLC(8) YP Equity Investors LLC Media | Warrants(2) | — | — | 5 | 466 | 1,907 | 0.30% |
| PODS, Inc.(6) Storapod Holding Company, Inc. Consumer Services | Warrants(2) | — | — | 360,129 | 156 | 368 | 0.05% |
| Alion Science and Technology Corporation Federal Services | Warrants(2) | — | — | 6,000 | 293 | 189 | 0.03% |
| Total Warrants — United States | | | | | \$ 1,170 | \$ 4,629 | 0.72% |

New Mountain Finance Holdings, L.L.C.

Consolidated Schedule of Investments (Continued)

June 30, 2013
(in thousands, except shares)
(unaudited)

| <u>Portfolio Company, Location and Industry</u> | <u>Type of Investment</u> | <u>Interest Rate</u> | <u>Maturity Date</u> | <u>Principal Amount, Par Value or Shares</u> | <u>Cost</u> | <u>Fair Value</u> | <u>Percent of Members' Capital</u> |
|---|--------------------------------|----------------------|----------------------|--|--------------------|--------------------|------------------------------------|
| Total Funded Investments | | | | | \$1,046,825 | \$1,059,788 | 165.52% |
| Unfunded Debt Investments — | | | | | | | |
| United States | | | | | | | |
| Advantage Sales & Marketing Inc. Business Services | First lien(2) (9) — Undrawn | — | 12/17/2015 | \$ 10,500 | \$ (1,260) | \$ (787) | (0.13)% |
| Total Unfunded Debt Investments | | | | \$ 10,500 | \$ (1,260) | \$ (787) | (0.13)% |
| Total Investments | | | | | \$1,045,565 | \$1,059,001 | 165.39% |

- (1) New Mountain Finance Holdings, L.L.C. (the "Operating Company") generally acquires its investments in private transactions exempt from registration under the Securities Act of 1933, as amended (the "Securities Act"). These investments are generally subject to certain limitations on resale, and may be deemed to be "restricted securities" under the Securities Act.
- (2) Investment is pledged as collateral for the Holdings Credit Facility, a revolving credit facility among the Operating Company as the Borrower and Collateral Administrator, Wells Fargo Securities, L.L.C. as the Administrative Agent, and Wells Fargo Bank, National Association, as the Collateral Custodian. See Note 7, *Borrowing Facilities*, for details.
- (3) Investment is pledged as collateral for the SLF Credit Facility, a revolving credit facility among New Mountain Finance SPV Funding, L.L.C. as the Borrower, the Operating Company as the Collateral Administrator, Wells Fargo Securities, L.L.C. as the Administrative Agent, and Wells Fargo Bank, National Association, as the Collateral Custodian. See Note 7, *Borrowing Facilities*, for details.
- (4) The Operating Company holds investments in two related entities of Stratus Technologies Bermuda Holdings, Ltd. ("Stratus Holdings"). The Operating Company directly holds ordinary and preferred equity in Stratus Holdings and has a credit investment in the joint issuers of Stratus Technologies Bermuda Ltd. ("Stratus Bermuda") and Stratus Technologies, Inc. ("Stratus U.S."), collectively, the "Stratus Notes". Stratus U.S. is a wholly-owned subsidiary of Stratus Bermuda, which in turn is a wholly-owned subsidiary of Stratus Holdings. Stratus Holdings is the parent guarantor of the credit investment of the Stratus Notes.
- (5) Investment is on non-accrual status.
- (6) The Operating Company holds investments in two related entities of PODS, Inc. The Operating Company directly holds warrants in Storapod Holding Company, Inc. ("Storapod") and has a credit investment in Storapod through Storapod WCF II Limited ("Storapod WCF II"). Storapod WCF II is a special purpose entity used to enter into a Shari'ah-compliant financing arrangement with Storapod. Additionally, the Operating Company has a credit investment in PODS Funding Corp. II ("PODS II"). PODS, Inc. is a wholly-owned subsidiary of PODS Holding, Inc., which in turn is a majority-owned subsidiary of Storapod. PODS II is a special purpose entity used to enter into a Shari'ah-compliant financing arrangement with PODS, Inc. and its subsidiary, PODS Enterprises, Inc.
- (7) Securities are registered under the Securities Act.
- (8) The Operating Company holds investments in two related entities of YP Holdings LLC. The Operating Company directly holds warrants to purchase a 4.96% membership interest of YP Equity Investors, LLC (which at closing represented an indirect 1.0% equity interest in YP Holdings LLC) and holds an investment in the Term Loan B loans issued by YP LLC, a subsidiary of YP Holdings LLC.
- (9) Par Value amounts represent the drawn or undrawn (as indicated in type of investment) portion of revolving credit facilities. Cost amounts represent the cash received at settlement date net the impact of paydowns and cash paid for drawn revolvers.
- (10) The Operating Company holds investments in Packaging Coordinators, Inc. and one related entity of Packaging Coordinators, Inc. The Operating Company has a credit investment in Packaging Coordinators, Inc. and holds ordinary equity in Packaging Coordinators Holdings, LLC, a wholly-owned subsidiary of Packaging Coordinators, Inc.
- * All or a portion of interest contains payments-in-kind ("PIK").
- ** Indicates assets that the Operating Company deems to be "non-qualifying assets" under Section 55(a) of the Investment Company Act of 1940, as amended. Qualifying assets must represent at least 70.00% of the Operating Company's total assets at the time of acquisition of any additional non-qualifying assets.

New Mountain Finance Holdings, L.L.C.

Consolidated Schedule of Investments (Continued)

June 30, 2013
(unaudited)

| | <u>June 30, 2013</u> |
|------------------------|----------------------------------|
| <u>Investment Type</u> | <u>Percent of Total</u> |
| | <u>Investments at Fair Value</u> |
| First lien | 52.02% |
| Second lien | 40.87% |
| Subordinated | 4.40% |
| Equity and other | 2.71% |
| Total investments | <u>100.00%</u> |

| | <u>June 30, 2013</u> |
|-----------------------------------|----------------------------------|
| <u>Industry Type</u> | <u>Percent of Total</u> |
| | <u>Investments at Fair Value</u> |
| Software | 23.99% |
| Education | 16.51% |
| Business Services | 14.89% |
| Federal Services | 10.20% |
| Healthcare Services | 9.48% |
| Media | 5.22% |
| Distribution & Logistics | 4.59% |
| Consumer Services | 4.19% |
| Energy | 4.14% |
| Healthcare Products | 3.98% |
| Industrial Services | 1.35% |
| Healthcare Information Technology | 0.84% |
| Information Technology | 0.62% |
| Total investments | <u>100.00%</u> |

| | <u>June 30, 2013</u> |
|---------------------------|----------------------------------|
| <u>Interest Rate Type</u> | <u>Percent of Total</u> |
| | <u>Investments at Fair Value</u> |
| Floating rates | 88.30% |
| Fixed rates | 11.70% |
| Total investments | <u>100.00%</u> |

The accompanying notes are an integral part of these consolidated financial statements.

New Mountain Finance Holdings, L.L.C.

Consolidated Schedule of Investments

December 31, 2012
(in thousands, except shares)

| Portfolio Company, Location and Industry(1) | Type of Investment | Interest Rate | Maturity Date | Principal Amount, Par Value or Shares | Cost | Fair Value | Percent of Members' Capital |
|---|--------------------|----------------------------|---------------|---------------------------------------|------------------|------------------|-----------------------------|
| Funded Debt Investments — Bermuda | | | | | | | |
| Stratus Technologies Bermuda Holdings Ltd.(4)** | | | | | | | |
| Stratus Technologies Bermuda Ltd. / Stratus Technologies, Inc. Information Technology | First lien(2)(7) | 12.00% | 3/29/2015 | \$ 6,664 | \$ 6,396 | \$ 6,631 | 1.16% |
| Total Funded Debt Investments — Bermuda | | | | \$ 6,664 | \$ 6,396 | \$ 6,631 | 1.16% |
| Funded Debt Investments — Cayman Islands | | | | | | | |
| Pinnacle Holdco S.à r.l. / Pinnacle (US) Acquisition Co Limited** | | | | | | | |
| Software | First lien(3) | 6.50% (Base Rate + 5.25%) | 7/30/2019 | \$ 2,992 | \$ 2,971 | \$ 2,999 | |
| | Second lien(2) | 10.50% (Base Rate + 9.25%) | 7/30/2020 | 30,000 | 29,420 | 30,488 | |
| | | | | <u>32,992</u> | <u>32,391</u> | <u>33,487</u> | 5.88% |
| Total Funded Debt Investments — Cayman Islands | | | | \$ 32,992 | \$ 32,391 | \$ 33,487 | 5.88% |
| Funded Debt Investments — United Kingdom | | | | | | | |
| Magic Newco, LLC** | | | | | | | |
| Software | First lien(3) | 7.25% (Base Rate + 6.00%) | 12/12/2018 | \$ 14,963 | \$ 14,543 | \$ 15,105 | 2.65% |
| Total Funded Debt Investments — United Kingdom | | | | \$ 14,963 | \$ 14,543 | \$ 15,105 | 2.65% |
| Funded Debt Investments — United States | | | | | | | |
| Edmentum, Inc.(fka Plato, Inc.) | | | | | | | |
| Education | First lien(3) | 7.50% (Base Rate + 6.00%) | 5/17/2018 | \$ 11,700 | \$ 11,378 | \$ 11,744 | |
| | Second lien(2) | 11.25% (Base Rate + 9.75%) | 5/17/2019 | 29,150 | 28,604 | 28,567 | |
| | | | | <u>40,850</u> | <u>39,982</u> | <u>40,311</u> | 7.07% |
| Novell, Inc. (fka Attachmate Corporation, NetIQ Corporation) | | | | | | | |
| Software | First lien(3) | 7.25% (Base Rate + 5.75%) | 11/22/2017 | 7,700 | 7,560 | 7,785 | |
| | Second lien(2) | 11.00% (Base Rate + 9.50%) | 11/22/2018 | 24,000 | 23,326 | 23,560 | |
| | | | | <u>31,700</u> | <u>30,886</u> | <u>31,345</u> | 5.50% |
| Rocket Software, Inc. | | | | | | | |
| Software | Second lien(2) | 10.25% (Base Rate + 8.75%) | 2/8/2019 | 30,875 | 30,711 | 30,933 | 5.43% |
| Pharmaceutical Research Associates, Inc. | | | | | | | |
| Healthcare Services | Second lien(2) | 10.50% (Base Rate + 9.25%) | 6/10/2019 | 30,000 | 29,402 | 30,319 | 5.32% |
| UniTek Global Services, Inc. | | | | | | | |
| Business Services | First lien(2) | 9.00% (Base Rate + 7.50%) | 4/16/2018 | 19,650 | 19,202 | 19,331 | |
| | First lien(2) | 9.00% (Base Rate + 7.50%) | 4/16/2018 | 5,970 | 5,798 | 5,873 | |
| | First lien(2) | 9.00% (Base Rate + 7.50%) | 4/16/2018 | 4,963 | 4,781 | 4,882 | |
| | | | | <u>30,583</u> | <u>29,781</u> | <u>30,086</u> | 5.28% |
| KeyPoint Government Solutions, Inc. | | | | | | | |
| Federal Services | First lien(3) | 7.25% (Base Rate + 6.00%) | 11/13/2017 | 20,000 | 19,608 | 19,900 | |
| | First lien(2) | 7.25% (Base Rate + 6.00%) | 11/13/2017 | 10,000 | 9,703 | 9,950 | |
| | | | | <u>30,000</u> | <u>29,311</u> | <u>29,850</u> | 5.24% |
| Global Knowledge Training LLC | | | | | | | |
| Education | First lien(3) | 6.50% (Base Rate + 4.99%) | 4/21/2017 | 4,776 | 4,718 | 4,705 | |
| | First lien(3) | 7.25% (Base Rate + 4.00%) | 4/21/2017 | 1,174 | 1,159 | 1,156 | |
| | Second lien(2) | 11.50% (Base Rate + 9.75%) | 10/21/2018 | 24,250 | 23,814 | 23,755 | |
| | | | | <u>30,200</u> | <u>29,691</u> | <u>29,616</u> | 5.20% |

New Mountain Finance Holdings, L.L.C.
Consolidated Schedule of Investments (Continued)
December 31, 2012
(in thousands, except shares)

| Portfolio Company, Location and Industry(1) | Type of Investment | Interest Rate | Maturity Date | Principal Amount, Par Value or Shares | Cost | Fair Value | Percent of Members' Capital |
|---|--------------------|-----------------------------|---------------|---------------------------------------|-----------|------------|-----------------------------|
| Managed Health Care Associates, Inc. Healthcare Services | First lien(2) | 3.47% (Base Rate + 3.25%) | 8/1/2014 | 14,756 | 13,240 | 14,276 | |
| | Second lien(2) | 6.72% (Base Rate + 6.50%) | 2/1/2015 | 15,000 | 12,790 | 14,475 | |
| | | | | 29,756 | 26,030 | 28,751 | 5.05% |
| Transtar Holding Company Distribution & Logistics(10) | Second lien(2) | 9.75% (Base Rate + 8.50%) | 10/9/2019 | 28,300 | 27,787 | 28,654 | 5.03% |
| Meritas Schools Holdings, LLC Education | First lien(3) | 7.50% (Base Rate + 6.00%) | 7/29/2017 | 8,150 | 8,084 | 8,171 | |
| | Second lien(2) | 11.50% (Base Rate + 10.00%) | 1/29/2018 | 20,000 | 19,747 | 20,000 | |
| | | | | 28,150 | 27,831 | 28,171 | 4.94% |
| Kronos Incorporated Software | Second lien(2) | 9.75% (Base Rate + 8.50%) | 4/30/2020 | 25,000 | 24,753 | 25,125 | 4.41% |
| St. George's University Scholastic Services LLC Education | First lien(2) | 8.50% (Base Rate + 7.00%) | 12/20/2017 | \$ 25,000 | \$ 24,501 | \$ 24,500 | 4.30% |
| SRA International, Inc. Federal Services | First lien(3) | 6.50% (Base Rate + 5.25%) | 7/20/2018 | 20,436 | 19,741 | 19,542 | |
| | First lien(2) | 6.50% (Base Rate + 5.25%) | 7/20/2018 | 4,315 | 4,225 | 4,126 | |
| | | | | 24,751 | 23,966 | 23,668 | 4.15% |
| Aderant North America, Inc. Software | Second lien(2) | 11.00% (Base Rate + 7.75%) | 6/20/2019 | 22,500 | 22,163 | 23,062 | 4.05% |
| LM U.S. Member LLC (and LM U.S. Corp Acquisition Inc.) Business Services | Second lien(2) | 9.50% (Base Rate + 8.25%) | 10/26/2020 | 20,000 | 19,704 | 20,150 | 3.54% |
| Learning Care Group (US), Inc. Education | First lien(2) | 12.00% | 4/27/2016 | 17,369 | 17,174 | 16,696 | |
| | Subordinated(2) | 15.00% PIK* | 6/30/2016 | 3,782 | 3,639 | 3,434 | |
| | | | | 21,151 | 20,813 | 20,130 | 3.53% |
| Six3 Systems, Inc. Federal Services | First lien(2) | 7.00% (Base Rate + 5.75%) | 10/4/2019 | 20,000 | 19,805 | 20,025 | 3.51% |
| First American Payment Systems, L.P. Business Services | Second lien(2) | 10.75% (Base Rate + 9.50%) | 4/12/2019 | 20,000 | 19,609 | 19,900 | 3.49% |
| eResearchTechnology, Inc. Healthcare Services | First lien(3) | 8.00% (Base Rate + 6.50%) | 5/2/2018 | 19,950 | 19,202 | 19,850 | 3.48% |
| Insight Pharmaceuticals LLC Healthcare Products | Second lien(2) | 13.25% (Base Rate + 11.75%) | 8/25/2017 | 19,310 | 18,659 | 19,503 | 3.42% |
| Transplace Texas, L.P. Distribution & Logistics(10) | Second lien(2) | 11.00% (Base Rate + 9.00%) | 4/12/2017 | 20,000 | 19,586 | 19,500 | 3.42% |
| PODS, Inc.(6) Consumer Services | | | | | | | |
| PODS Funding Corp. II | First lien(3) | 7.25% (Base Rate + 6.00%) | 11/29/2016 | 14,007 | 13,668 | 13,972 | |
| Storapod Holding Company, Inc. | Subordinated(2) | 21.00% PIK* | 11/29/2017 | 5,296 | 5,156 | 5,113 | |
| | | | | 19,303 | 18,824 | 19,085 | 3.35% |
| Smile Brands Group Inc. Healthcare Services | First lien(3) | 7.00% (Base Rate + 5.25%) | 12/21/2017 | 19,859 | 19,598 | 18,767 | 3.29% |
| Ascensus, Inc. Business Services | First lien(2) | 8.00% (Base Rate + 6.75%) | 12/21/2018 | 8,500 | 8,330 | 8,330 | |
| | First lien(3) | 8.00% (Base Rate + 6.75%) | 12/21/2018 | 8,500 | 8,330 | 8,330 | |
| | | | | 17,000 | 16,660 | 16,660 | 2.92% |
| Sotera Defense Solutions, Inc. (Global Defense Technology & Systems, Inc.) Federal Services | First lien(3) | 7.50% (Base Rate + 6.00%) | 4/21/2017 | 15,758 | 15,644 | 15,600 | 2.74% |
| IG Investments Holdings, LLC Business Services | Second lien(2) | 10.25% (Base Rate + 9.00%) | 10/31/2020 | 15,000 | 14,852 | 14,925 | 2.62% |

New Mountain Finance Holdings, L.L.C.
Consolidated Schedule of Investments (Continued)
December 31, 2012
(in thousands, except shares)

| Portfolio Company, Location and Industry(1) | Type of Investment | Interest Rate | Maturity Date | Principal Amount, Par Value or Shares | Cost | Fair Value | Percent of Members' Capital |
|--|--------------------|------------------------------|---------------|---------------------------------------|-----------|------------|-----------------------------|
| OpenLink International, Inc. Software | First lien(3) | 7.75% (Base Rate + 6.25%) | 10/30/2017 | 14,850 | 14,600 | 14,850 | 2.61% |
| Landslide Holdings, Inc. (Crimson Acquisition Corp.) Software | First lien(3) | 7.00% (Base Rate + 5.75%) | 6/19/2018 | 14,625 | 14,353 | 14,671 | 2.57% |
| KPLT Holdings, Inc. (Centerplate, Inc., et al.) Consumer Services | Subordinated(2) | 11.75% (10.25% + 1.50% PIK)* | 4/16/2019 | 14,637 | 14,351 | 14,344 | 2.52% |
| Sabre Inc. Software | First lien(3) | 7.25% (Base Rate + 6.00%) | 12/29/2017 | 13,965 | 13,918 | 14,186 | 2.49% |
| Brock Holdings III, Inc. Industrial Services | Second lien(2) | 10.00% (Base Rate + 8.25%) | 3/16/2018 | 14,000 | 13,825 | 14,105 | 2.48% |
| Triple Point Technology, Inc. Software | First lien(3) | 6.25% (Base Rate + 5.00%) | 10/27/2017 | 12,968 | 12,549 | 13,021 | 2.28% |
| Lonestar Intermediate Super Holdings, LLC Business Services | Subordinated(2) | 11.00% (Base Rate + 9.50%) | 9/2/2019 | 12,000 | 11,666 | 12,765 | 2.24% |
| Aspen Dental Management, Inc. Healthcare Services | First lien(3) | 7.00% (Base Rate + 5.50%) | 10/6/2016 | 12,870 | 12,652 | 12,210 | 2.14% |
| Van Wagner Communications, LLC Media | First lien(2) | 8.25% (Base Rate + 7.00%) | 8/3/2018 | \$ 12,000 | \$ 11,772 | \$ 12,160 | 2.13% |
| Supervalu Inc.** Retail | First lien(2) | 8.00% (Base Rate + 6.75%) | 8/30/2018 | 11,940 | 11,597 | 12,146 | 2.13% |
| Vision Solutions, Inc. Software | Second lien(2) | 9.50% (Base Rate + 8.00%) | 7/23/2017 | 12,000 | 11,913 | 11,700 | 2.05% |
| Merrill Communications LLC Business Services | First lien(2) | 10.75% (Base Rate + 7.50%) | 3/10/2013 | 11,422 | 11,421 | 11,279 | 1.98% |
| Mailsouth, Inc. Media | First lien(3) | 6.75% (Base Rate + 5.00%) | 12/14/2016 | 11,136 | 11,018 | 11,025 | 1.94% |
| Immucor, Inc. Healthcare Services | First lien(3) | 5.75% (Base Rate + 4.50%) | 8/19/2018 | 4,938 | 4,772 | 5,006 | |
| | Subordinated(2)(7) | 11.13% | 8/15/2019 | 5,000 | 4,943 | 5,650 | |
| | | | | 9,938 | 9,715 | 10,656 | 1.87% |
| Virtual Radiologic Corporation Healthcare Information Technology | First lien(3) | 7.75% (Base Rate + 4.50%) | 12/22/2016 | 14,702 | 14,550 | 10,291 | 1.81% |
| Permian Tank & Manufacturing, Inc. Energy | First lien(3) | 9.00% (Base Rate + 7.25%) | 3/15/2017 | 10,072 | 9,852 | 10,072 | 1.77% |
| Vertafore, Inc. Software | Second lien(2) | 9.75% (Base Rate + 8.25%) | 10/29/2017 | 10,000 | 9,924 | 10,050 | 1.76% |
| Merge Healthcare Inc.** Healthcare Services | First lien(2)(7) | 11.75% | 5/1/2015 | 9,000 | 8,916 | 9,709 | 1.70% |
| TransFirst Holdings, Inc. Business Services | Second lien(2) | 11.00% (Base Rate + 9.75%) | 6/27/2018 | 10,000 | 9,700 | 9,700 | 1.70% |
| Consona Holdings, Inc. Software | First lien(3) | 7.25% (Base Rate + 6.00%) | 8/6/2018 | 8,479 | 8,398 | 8,511 | 1.49% |
| Confie Seguros Holding II Co. Consumer Services | Second lien(2) | 10.25% (Base Rate + 9.00%) | 5/8/2019 | 8,000 | 7,842 | 8,040 | 1.41% |
| Physio-Control International, Inc. Healthcare Products | First lien(2) | 9.88% | 1/15/2019 | 7,000 | 7,000 | 7,717 | 1.35% |
| Surgery Center Holdings, Inc. Healthcare Services | First lien(3) | 6.50% (Base Rate + 5.00%) | 2/6/2017 | 6,834 | 6,809 | 6,800 | 1.19% |
| Research Pharmaceutical Services, Inc. Healthcare Services | First lien(3) | 6.75% (Base Rate + 5.25%) | 2/18/2017 | 7,125 | 7,046 | 6,662 | 1.17% |
| Alion Science and Technology Corporation Federal Services | First lien(2)(7) | 12.00% (10.00% + 2.00% PIK)* | 11/1/2014 | 6,320 | 6,131 | 6,093 | 1.07% |
| GCA Services Group, Inc. Business Services | Second lien(2) | 9.25% (Base Rate + 8.00%) | 11/1/2020 | 5,000 | 4,951 | 4,900 | 0.86% |
| Education Management LLC** | | | | | | | |

| | | | | | | | |
|--|----------------------------------|------------------------------|-----------|-------|-------|-------|-------|
| Education | | 8.25% (Base Rate + 7.00%) | 3/30/2018 | 5,058 | 4,921 | 4,232 | 0.74% |
| Brickman Group Holdings, Inc. Business Services | First lien(3) Subordinated(2) | 9.13% | 11/1/2018 | 3,650 | 3,342 | 3,842 | 0.68% |

New Mountain Finance Holdings, L.L.C.

Consolidated Schedule of Investments (Continued)

December 31, 2012
(in thousands, except shares)

| Portfolio Company, Location and Industry | Type of Investment | Interest Rate | Maturity Date | Principal Amount, Par Value or Shares | Cost | Fair Value | Percent of Members' Capital |
|--|---------------------------|---|-------------------------|--|------------------|-------------------|------------------------------------|
| Ozburn-Hessey Holding Company LLC Distribution & Logistics(10) | Second lien(2) | 11.50% (Base Rate + 9.50%) | 10/10/2016 | 4,000 | 3,947 | 3,680 | 0.65% |
| YP Holdings LLC(8) YP Intermediate Holdings Corp. / YP Intermediate Holdings II LLC Media | Second lien(2) | 15.00% (12.00% + 3.00% PIK)* | 5/18/2017 | 3,559 | 3,326 | 3,586 | 0.63% |
| Mach Gen, LLC Power Generation | Second lien(2) | 7.82% PIK (Base Rate + 7.50%)* | 2/22/2015 | 3,676 | 3,474 | 2,396 | 0.42% |
| ATI Acquisition Company (fka Ability Acquisition, Inc.) Education | First lien(2) | 12.25% (Base Rate + 5.00% + 4.00% PIK)(5)* | 12/30/2014 | 4,432 | 4,306 | — | |
| | First lien(2) | 17.25% (Base Rate + 10.00% + 4.00% PIK)(5)* | 6/30/2012 — Past Due | 1,665 | 1,517 | 649 | |
| | First lien(2) | 17.25% (Base Rate + 10.00% + 4.00% PIK)(5)* | 6/30/2012 — Past Due | 103 | 94 | 103 | |
| | | | | <u>6,200</u> | <u>5,917</u> | <u>752</u> | 0.13% |
| Airvana Network Solutions Inc. Software | First lien(2) | 10.00% (Base Rate + 8.00%) | 3/25/2015 | 648 | 640 | 650 | 0.11% |
| Total Funded Debt Investments — United States | | | | \$ 942,670 | \$921,787 | \$ 925,287 | 162.35% |
| Total Funded Debt Investments | | | | \$ 997,289 | \$975,117 | \$ 980,510 | 172.04% |
| Equity — Bermuda | | | | | | | |
| Stratus Technologies Bermuda Holdings Ltd.(4)** Information Technology | Ordinary shares(2) | — | — | 144,270 | \$ 65 | \$ 65 | |
| | Preferred shares(2) | — | — | 32,830 | 15 | 15 | |
| | | | | | 80 | 80 | 0.01% |
| Total Shares — Bermuda | | | | | \$ 80 | \$ 80 | 0.01% |
| Equity — United States | | | | | | | |
| Global Knowledge Training LLC Education | Ordinary shares(2) | — | — | 2 | \$ 2 | \$ 2 | |
| | Preferred shares(2) | — | — | 2,423 | 1,195 | 2,423 | |
| | | | | | 1,197 | 2,425 | 0.43% |
| Total Shares — United States | | | | | \$ 1,197 | \$ 2,425 | 0.43% |
| Total Shares | | | | | \$ 1,277 | \$ 2,505 | 0.44% |
| Warrants — United States | | | | | | | |
| YP Holdings LLC(8) YP Equity Investors LLC Media | Warrants(2) | — | — | 5 | \$ 466 | \$ 7,230 | 1.27% |
| Alion Science and Technology Corporation Federal Services PODS, Inc.(6) | Warrants(2) | — | — | 6,000 | 293 | 192 | 0.03% |
| Storapod Holding Company, Inc. Consumer Services | Warrants(2) | — | — | 360,129 | 156 | 156 | 0.03% |
| Learning Care Group (US), Inc. Education | Warrants(2) | — | — | 844 | 194 | 14 | 0.00% |
| Total Warrants — United States | | | | | \$ 1,109 | \$ 7,592 | 1.33% |
| Total Funded Investments | | | | | \$977,503 | \$ 990,607 | 173.81% |

New Mountain Finance Holdings, L.L.C.
Consolidated Schedule of Investments (Continued)
December 31, 2012
(in thousands, except shares)

| Portfolio Company, Location and Industry | Type of Investment | Interest Rate | Maturity Date | Principal Amount, Par Value or Shares | Cost | Fair Value | Percent of Members' Capital |
|--|----------------------------|---------------|---------------|---------------------------------------|-------------------|-----------------|-----------------------------|
| Unfunded Debt Investments — | | | | | | | |
| United States | | | | | | | |
| Advantage Sales & Marketing Inc. Business Services | First lien(2)(9) — Undrawn | — | 12/17/2015 | \$ 10,500 | \$ (1,260) | \$ (787) | -0.14% |
| Total Unfunded Debt Investments | | | | \$ 10,500 | \$ (1,260) | \$ (787) | -0.14% |
| Total Investments | | | | \$976,243 | \$ 989,820 | | 173.67% |

- (1) New Mountain Finance Holdings, L.L.C. (the "Operating Company") generally acquires its investments in private transactions exempt from registration under the Securities Act of 1933, as amended (the "Securities Act"). These investments are generally subject to certain limitations on resale, and may be deemed to be "restricted securities" under the Securities Act.
- (2) The Holdings Credit Facility is collateralized by the indicated investments.
- (3) The SLF Credit Facility is collateralized by the indicated investments.
- (4) The Operating Company holds investments in two related entities of Stratus Technologies Bermuda Holdings, Ltd. ("Stratus Holdings"). The Operating Company directly holds ordinary and preferred equity in Stratus Holdings and has a credit investment in the joint issuers of Stratus Technologies Bermuda Ltd. ("Stratus Bermuda") and Stratus Technologies, Inc. ("Stratus U.S."), collectively, the "Stratus Notes". Stratus U.S. is a wholly-owned subsidiary of Stratus Bermuda, which in turn is a wholly-owned subsidiary of Stratus Holdings. Stratus Holdings is the parent guarantor of the credit investment of the Stratus Notes.
- (5) Investment is on non-accrual status.
- (6) The Operating Company holds investments in two related entities of PODS, Inc. The Operating Company directly holds warrants in Storapod Holding Company, Inc. ("Storapod") and has a credit investment in Storapod through Storapod WCF II Limited ("Storapod WCF II"). Storapod WCF II is a special purpose entity used to enter into a Shari'ah-compliant financing arrangement with Storapod. Additionally, the Operating Company has a credit investment in PODS Funding Corp. II ("PODS II"). PODS, Inc. is a wholly-owned subsidiary of PODS Holding, Inc., which in turn is a majority-owned subsidiary of Storapod. PODS II is a special purpose entity used to enter into a Shari'ah-compliant financing arrangement with PODS, Inc. and its subsidiary, PODS Enterprises, Inc.
- (7) Securities are registered under the Securities Act.
- (8) The Operating Company holds investments in two related entities of YP Holdings LLC. The Operating Company directly holds warrants to purchase a 4.96% membership interest of YP Equity Investors, LLC (which at closing represented an indirect 1.0% equity interest in YP Holdings LLC) and holds an investment in the Term Loan B loans issued by YP Intermediate Holdings Corp. and YP Intermediate Holdings II LLC (together "YP Intermediate"), a subsidiary of YP Holdings LLC.
- (9) Par Value amounts represent the drawn or undrawn (as indicated in type of investment) portion of revolving credit facilities. Cost amounts represent the cash received at settlement date net the impact of paydowns and cash paid for drawn revolvers.
- (10) Industries were disclosed separately in previously issued financial statements.
- * All or a portion of interest contains payments-in-kind ("PIK").
- ** Indicates assets that the Operating Company deems to be "non-qualifying assets" under Section 55(a) of the Investment Company Act of 1940, as amended. Qualifying assets must represent at least 70.00% of the Operating Company's total assets at the time of acquisition of any additional non-qualifying assets.

New Mountain Finance Holdings, L.L.C.
Consolidated Schedule of Investments (Continued)
December 31, 2012

| | <u>December 31, 2012</u> |
|------------------------|---|
| Investment Type | Percent of Total Investments at Fair Value |
| First lien | 49.86% |
| Second lien | 44.56% |
| Subordinated | 4.56% |
| Equity and other | 1.02% |
| Total investments | <u>100.00%</u> |

| | <u>December 31, 2012</u> |
|-----------------------------------|---|
| Industry Type | Percent of Total Investments at Fair Value |
| Software | 24.92% |
| Education | 15.17% |
| Healthcare Services | 14.52% |
| Business Services | 14.49% |
| Federal Services | 9.64% |
| Distribution & Logistics(1) | 5.23% |
| Consumer Services | 4.21% |
| Media | 3.44% |
| Healthcare Products | 2.75% |
| Industrial Services | 1.42% |
| Retail | 1.23% |
| Healthcare Information Technology | 1.04% |
| Energy | 1.02% |
| Information Technology | 0.68% |
| Power Generation | 0.24% |
| Total investments | <u>100.00%</u> |

(1) Industries were disclosed separately in previously issued financial statements.

The accompanying notes are an integral part of these consolidated financial statements.

New Mountain Finance Corporation
Statements of Assets and Liabilities
(in thousands, except shares and per share data)

| | <u>June 30, 2013</u> (unaudited) | <u>December 31, 2012</u> |
|--|-------------------------------------|--------------------------|
| Assets | | |
| Investment in New Mountain Finance Holdings, L.L.C., at fair value (cost of \$532,427 and \$335,730, respectively) | \$ 546,200 | \$ 341,926 |
| Distribution receivable from New Mountain Finance Holdings, L.L.C. | — | 3,405 |
| Total assets | <u>\$ 546,200</u> | <u>\$ 345,331</u> |
| Liabilities | | |
| Dividends payable | — | 3,405 |
| Total liabilities | <u>—</u> | <u>3,405</u> |
| Net assets | | |
| Preferred stock, par value \$0.01 per share, 2,000,000 authorized, none issued | — | — |
| Common stock, par value \$0.01 per share, 100,000,000 shares authorized, and 38,148,548 and 24,326,251 shares issued and outstanding, respectively | 381 | 243 |
| Paid in capital in excess of par | 532,046 | 335,487 |
| Undistributed net investment income | 5,961 | — |
| Accumulated undistributed net realized gains | 4,116 | 952 |
| Net unrealized appreciation (depreciation) | 3,696 | 5,244 |
| Total net assets | <u>\$ 546,200</u> | <u>\$ 341,926</u> |
| Total liabilities and net assets | <u>\$ 546,200</u> | <u>\$ 345,331</u> |
| Number of shares outstanding | <u>38,148,548</u> | <u>24,326,251</u> |
| Net asset value per share | <u>\$ 14.32</u> | <u>\$ 14.06</u> |

The accompanying notes are an integral part of these financial statements.

New Mountain Finance Corporation
Statements of Operations
(in thousands, except shares and per share data)
(unaudited)

| | Three months ended | | Six months ended | |
|--|--------------------|-----------------|------------------|------------------|
| | June 30, 2013 | June 30, 2012 | June 30, 2013 | June 30, 2012 |
| Net investment income allocated from New Mountain Finance Holdings, L.L.C. | | | | |
| Interest income | \$ 20,534 | \$ 6,962 | \$ 36,030 | \$ 13,398 |
| Dividend income | 4,727 | — | 4,725 | — |
| Other income | 1,139 | 60 | 1,326 | 206 |
| Total expenses | (8,726) | (2,993) | (17,189) | (6,145) |
| Net investment income allocated from New Mountain Finance Holdings, L.L.C. | 17,674 | 4,029 | 24,892 | 7,459 |
| Net realized and unrealized gain (loss) allocated from New Mountain Finance Holdings, L.L.C. | | | | |
| Net realized gains on investments | 2,478 | 4,141 | 3,164 | 4,489 |
| Net change in unrealized (depreciation) appreciation of investments | (9,159) | (4,335) | (1,516) | 75 |
| Net realized and unrealized (loss) gain allocated from New Mountain Finance Holdings, L.L.C. | (6,681) | (194) | 1,648 | 4,564 |
| Total net increase in net assets resulting from operations allocated from New Mountain Finance Holdings, L.L.C. | 10,993 | 3,835 | 26,540 | 12,023 |
| Net change in unrealized (depreciation) appreciation of investment in New Mountain Finance Holdings, L.L.C. | (1) | — | (32) | — |
| Net increase in net assets resulting from operations | \$ 10,992 | \$ 3,835 | \$ 26,508 | \$ 12,023 |
| Basic earnings per share | \$ 0.34 | \$ 0.36 | \$ 0.92 | \$ 1.12 |
| Weighted average shares of common stock outstanding — basic (See Note 11) | 32,289,758 | 10,697,691 | 28,797,837 | 10,697,691 |
| Diluted earnings per share | \$ 0.35 | \$ 0.36 | \$ 0.94 | \$ 1.12 |
| Weighted average shares of common stock outstanding — diluted (See Note 11) | 42,933,124 | 30,919,629 | 41,890,217 | 30,919,629 |

The accompanying notes are an integral part of these financial statements.

New Mountain Finance Corporation
Statements of Changes in Net Assets
(in thousands)
(unaudited)

| | Six months ended | |
|--|-------------------------|----------------------|
| | June 30, 2013 | June 30, 2012 |
| Increase (decrease) in net assets resulting from operations: | | |
| Net investment income allocated from New Mountain Finance Holdings, L.L.C. | \$ 24,892 | \$ 7,459 |
| Net realized gains on investments allocated from New Mountain Finance Holdings, L.L.C. | 3,164 | 4,489 |
| Net change in unrealized (depreciation) appreciation of investments allocated from New Mountain Finance Holdings, L.L.C. | (1,516) | 75 |
| Net change in unrealized (depreciation) appreciation of investment in New Mountain Finance Holdings, L.L.C. | (32) | — |
| Total net increase in net assets resulting from operations | 26,508 | 12,023 |
| Capital transactions | | |
| Net proceeds from shares sold | 57,020 | — |
| Deferred offering costs allocated from New Mountain Finance Holdings, L.L.C. | (203) | — |
| Value of shares issued for exchanged units | 137,384 | — |
| Dividends declared | (18,931) | (9,521) |
| Reinvestment of dividends | 2,496 | — |
| Total net increase (decrease) in net assets resulting from capital transactions | 177,766 | (9,521) |
| Net increase in net assets | 204,274 | 2,502 |
| Net assets at beginning of period | 341,926 | 145,487 |
| Net assets at end of period | \$ 546,200 | \$ 147,989 |

The accompanying notes are an integral part of these financial statements.

New Mountain Finance Corporation

Statements of Cash Flows
(in thousands)
(unaudited)

| | Six months ended | |
|--|-------------------------|----------------------|
| | June 30, 2013 | June 30, 2012 |
| Cash flows from operating activities | | |
| Net increase in net assets resulting from operations | \$ 26,508 | \$ 12,023 |
| Adjustments to reconcile net (increase) decrease in net assets resulting from operations to net cash (used in) provided by operating activities: | | |
| Net investment income allocated from New Mountain Finance Holdings, L.L.C. | (24,892) | (7,459) |
| Net realized and unrealized gains allocated from New Mountain Finance Holdings, L.L.C. | (1,648) | (4,564) |
| Net change in unrealized depreciation of investment in New Mountain Finance Holdings, L.L.C. | 32 | — |
| (Increase) decrease in operating assets: | | |
| Purchase of investment | (57,020) | — |
| Distributions from New Mountain Finance Holdings, L.L.C. | 19,840 | 9,521 |
| Net cash flows (used in) provided by operating activities | (37,180) | 9,521 |
| Cash flows from financing activities | | |
| Net proceeds from shares sold | 57,020 | — |
| Dividends paid | (19,840) | (9,521) |
| Net cash flows provided by (used in) financing activities | 37,180 | (9,521) |
| Net increase (decrease) in cash and cash equivalents | — | — |
| Cash and cash equivalents at the beginning of the period | — | — |
| Cash and cash equivalents at the end of the period | \$ — | \$ — |
| Non-cash financing activities: | | |
| New Mountain Finance AIV Holdings Corporation exchange of New Mountain Finance Holdings, L.L.C. units for shares | \$ 137,384 | \$ — |
| Value of shares issued in connection with dividend reinvestment plan | 2,496 | — |
| Deferred offering costs allocated from New Mountain Finance Holdings, L.L.C. | (203) | — |

The accompanying notes are an integral part of these financial statements.

New Mountain Finance AIV Holdings Corporation

Statements of Assets and Liabilities
(in thousands, except shares)

| | <u>June 30, 2013</u> (unaudited) | <u>December 31, 2012</u> |
|---|-------------------------------------|--------------------------|
| Assets | | |
| Investment in New Mountain Finance Holdings, L.L.C., at fair value (cost of \$98,820 and \$244,015, respectively) | \$ 94,095 | \$ 228,013 |
| Distributions receivable from New Mountain Finance Holdings, L.L.C. | — | 7,786 |
| Total assets | <u>\$ 94,095</u> | <u>\$ 235,799</u> |
| Liabilities | | |
| Dividends payable | — | 7,786 |
| Total liabilities | <u>—</u> | <u>7,786</u> |
| Net assets | | |
| Common stock, par value \$0.01 per share 100 shares issued and outstanding | —(1) | —(1) |
| Paid in capital in excess of par | 98,820 | 244,015 |
| Undistributed net investment income | 913 | — |
| Distributions in excess of net realized gains | (5,484) | (6,676) |
| Net unrealized depreciation | (154) | (9,326) |
| Total net assets | <u>94,095</u> | <u>228,013</u> |
| Total liabilities and net assets | <u>\$ 94,095</u> | <u>\$ 235,799</u> |

(1) As of June 30, 2013 and December 31, 2012, the par value of the total common stock was \$1.

The accompanying notes are an integral part of these financial statements.

New Mountain Finance AIV Holdings Corporation

Statements of Operations
(in thousands)
(unaudited)

| | Three months ended | | Six months ended | |
|--|--------------------|-----------------|------------------|------------------|
| | June 30, 2013 | June 30, 2012 | June 30, 2013 | June 30, 2012 |
| Net investment income allocated from New Mountain Finance Holdings, L.L.C. | | | | |
| Interest income | \$ 6,788 | \$ 13,162 | \$ 16,335 | \$ 25,327 |
| Dividend income | 1,708 | — | 1,707 | — |
| Other income | 260 | 114 | 351 | 389 |
| Total expenses | (2,887) | (5,659) | (8,115) | (11,616) |
| Net investment income allocated from New Mountain Finance Holdings, L.L.C. | 5,869 | 7,617 | 10,278 | 14,100 |
| Net realized and unrealized gain (loss) allocated from New Mountain Finance Holdings, L.L.C. | | | | |
| Net realized gains on investments | 835 | 7,827 | 1,192 | 8,486 |
| Net change in unrealized (depreciation) appreciation of investments | (2,872) | (8,194) | 1,375 | 142 |
| Net realized and unrealized (loss) gain allocated from New Mountain Finance Holdings, L.L.C. | (2,037) | (367) | 2,567 | 8,628 |
| Total net increase in net assets resulting from operations allocated from New Mountain Finance Holdings, L.L.C. | 3,832 | 7,250 | 12,845 | 22,728 |
| Net realized losses on investment in New Mountain Finance Holdings, L.L.C. | (4,550) | — | (10,451) | — |
| Net change in unrealized appreciation (depreciation) of investment in New Mountain Finance Holdings, L.L.C. | 3,509 | — | 7,797 | — |
| Net increase in net assets resulting from operations | <u>\$ 2,791</u> | <u>\$ 7,250</u> | <u>\$ 10,191</u> | <u>\$ 22,728</u> |

The accompanying notes are an integral part of these financial statements.

New Mountain Finance AIV Holdings Corporation

Statements of Changes in Net Assets
(in thousands)
(unaudited)

| | Six months ended | |
|--|------------------|-------------------|
| | June 30, 2013 | June 30, 2012 |
| Increase (decrease) in net assets resulting from operations: | | |
| Net investment income allocated from New Mountain Finance Holdings, L.L.C. | \$ 10,278 | \$ 14,100 |
| Net realized gains on investments allocated from New Mountain Finance Holdings, L.L.C. | 1,192 | 8,486 |
| Net change in unrealized appreciation (depreciation) of investments allocated from New Mountain Finance Holdings, L.L.C. | 1,375 | 142 |
| Net realized losses on investment in New Mountain Finance Holdings, L.L.C. | (10,451) | — |
| Net change in unrealized appreciation (depreciation) of investment in New Mountain Finance Holdings, L.L.C. | 7,797 | — |
| Total net increase in net assets resulting from operations | 10,191 | 22,728 |
| Capital transactions | | |
| Distribution to New Mountain Guardian AIV, L.P. | (134,699) | — |
| Deferred offering costs allocated from New Mountain Finance Holdings, L.L.C. | (45) | — |
| Dividends declared | (9,365) | (17,998) |
| Total net decrease in net assets resulting from capital transactions | (144,109) | (17,998) |
| Net (decrease) increase in net assets | (133,918) | 4,730 |
| Net assets at beginning of period | 228,013 | 275,015 |
| Net assets at end of period | \$ 94,095 | \$ 279,745 |

The accompanying notes are an integral part of these financial statements.

New Mountain Finance AIV Holdings Corporation

Statements of Cash Flows
(in thousands)
(unaudited)

| | Six months ended | |
|--|-------------------------|----------------------|
| | June 30, 2013 | June 30, 2012 |
| Cash flows from operating activities | | |
| Net increase in net assets resulting from operations | \$ 10,191 | \$ 22,728 |
| Adjustments to reconcile net (increase) decrease in net assets resulting from operations to net cash (used in) provided by operating activities: | | |
| Net investment income allocated from New Mountain Finance Holdings, L.L.C. | (10,278) | (14,100) |
| Net realized and unrealized (gains) losses allocated from New Mountain Finance Holdings, L.L.C. | (2,567) | (8,628) |
| Net realized losses on investment in New Mountain Finance Holdings, L.L.C. | 10,451 | — |
| Net change in unrealized (appreciation) depreciation in New Mountain Finance Holdings, L.L.C. | (7,797) | — |
| (Increase) decrease in operating activities | | |
| Distributions from New Mountain Finance Holdings, L.L.C. | 17,151 | 11,122 |
| Net cash flows provided by operating activities | <u>17,151</u> | <u>11,122</u> |
| Cash flows from financing activities | | |
| Proceeds from shares sold | 134,699 | — |
| Distribution to New Mountain Guardian AIV, L.P. | (134,699) | — |
| Dividends paid | (17,151) | (11,122) |
| Net cash flows used in financing activities | <u>(17,151)</u> | <u>(11,122)</u> |
| Net increase (decrease) in cash and cash equivalents | — | — |
| Cash and cash equivalents at the beginning of the period | — | — |
| Cash and cash equivalents at the end of the period | <u>\$ —</u> | <u>\$ —</u> |
| Non-cash operating activities: | | |
| Distribution receivable from New Mountain Holdings, L.L.C. | \$ — | \$ 6,875 |
| Non-cash financing activities: | | |
| Dividends declared and payable | \$ — | \$ (6,875) |
| Deferred offering costs allocated from New Mountain Finance Holdings, L.L.C. | (45) | — |

The accompanying notes are an integral part of these financial statements.

**Combined Notes to the Consolidated Financial Statements of
New Mountain Finance Holdings, L.L.C.,
the Financial Statements of New Mountain Finance Corporation and the Financial Statements
of New Mountain Finance AIV Holdings Corporation**

**June 30, 2013
(in thousands, except units/shares and per unit/share data)
(unaudited)**

The information in these combined notes to the financial statements relates to each of the three separate registrants: New Mountain Finance Holdings, L.L.C., New Mountain Finance Corporation and New Mountain Finance AIV Holdings Corporation (collectively, the "Companies"). Information that relates to an individual registrant will be specifically referenced by the respective company. None of the Companies makes any representation as to the information related solely to the other registrants other than itself.

Note 1. Formation and Business Purpose

New Mountain Finance Holdings, L.L.C. (the "Operating Company" or the "Master Fund") is a Delaware limited liability company. The Operating Company is externally managed and has elected to be treated as a business development company ("BDC") under the Investment Company Act of 1940, as amended (the "1940 Act"). As such, the Operating Company is obligated to comply with certain regulatory requirements. The Operating Company intends to be treated as a partnership for federal income tax purposes for so long as it has at least two members.

The Operating Company is externally managed by New Mountain Finance Advisers BDC, L.L.C. (the "Investment Adviser"). New Mountain Finance Administration, L.L.C. (the "Administrator") provides the administrative services necessary for operations. The Investment Adviser and Administrator are wholly-owned subsidiaries of New Mountain Capital (defined as New Mountain Capital Group, L.L.C. and its affiliates). New Mountain Capital is a firm with a track record of investing in the middle market and with assets under management (which includes amounts committed, not all of which have been drawn down and invested to date) totaling more than \$9.0 billion as of June 30, 2013. New Mountain Capital focuses on investing in defensive growth companies across its private equity, public equity, and credit investment vehicles. The Operating Company, formerly known as New Mountain Guardian (Leveraged), L.L.C., was originally formed as a subsidiary of New Mountain Guardian AIV, L.P. ("Guardian AIV") by New Mountain Capital in October 2008. Guardian AIV was formed through an allocation of approximately \$300.0 million of the \$5.1 billion of commitments supporting New Mountain Partners III, L.P., a private equity fund managed by New Mountain Capital. In February 2009, New Mountain Capital formed a co-investment vehicle, New Mountain Guardian Partners, L.P., comprising \$20.4 million of commitments. New Mountain Guardian (Leveraged), L.L.C. and New Mountain Guardian Partners, L.P., together with their respective direct and indirect wholly-owned subsidiaries, are defined as the "Predecessor Entities".

New Mountain Finance Corporation ("NMFC") is a Delaware corporation that was originally incorporated on June 29, 2010. NMFC is a closed-end, non-diversified management investment company that has elected to be treated as a BDC under the 1940 Act. As such, NMFC is obligated to comply with certain regulatory requirements. NMFC has elected to be treated, and intends to comply with the requirements to continue to qualify annually, as a regulated investment company ("RIC") under Subchapter M of the Internal Revenue Code of 1986, as amended, (the "Code").

New Mountain Finance AIV Holdings Corporation ("AIV Holdings") is a Delaware corporation that was originally incorporated on March 11, 2011. Guardian AIV, a Delaware limited partnership, is

**Combined Notes to the Consolidated Financial Statements of
New Mountain Finance Holdings, L.L.C.,
the Financial Statements of New Mountain Finance Corporation and the Financial Statements
of New Mountain Finance AIV Holdings Corporation (Continued)**

**June 30, 2013
(in thousands, except units/shares and per unit/share data)
(unaudited)**

Note 1. Formation and Business Purpose (Continued)

AIV Holdings' sole stockholder. AIV Holdings is a closed-end, non-diversified management investment company that has elected to be treated as a BDC under the 1940 Act. As such, AIV Holdings is obligated to comply with certain regulatory requirements. AIV Holdings has elected to be treated, and intends to comply with the requirements to continue to qualify annually, as a RIC under the Code.

On May 19, 2011, NMFC priced its initial public offering (the "IPO") of 7,272,727 shares of common stock at a public offering price of \$13.75 per share. Concurrently with the closing of the IPO and at the public offering price of \$13.75 per share, NMFC sold an additional 2,172,000 shares of its common stock to certain executives and employees of, and other individuals affiliated with, New Mountain Capital in a concurrent private placement (the "Concurrent Private Placement"). Additionally, 1,252,964 shares were issued to the limited partners of New Mountain Guardian Partners, L.P. at that time for their ownership interest in the Predecessor Entities. In connection with NMFC's IPO and through a series of transactions, the Operating Company owns all of the operations of the Predecessor Entities, including all of the assets and liabilities related to such operations.

NMFC and AIV Holdings are holding companies with no direct operations of their own, and their sole asset is their ownership in the Operating Company. NMFC and AIV Holdings each entered into a joinder agreement with respect to the Limited Liability Company Agreement, as amended and restated, of the Operating Company, pursuant to which NMFC and AIV Holdings were admitted as members of the Operating Company. NMFC acquired from the Operating Company, with the gross proceeds of the IPO and the Concurrent Private Placement, common membership units ("units") of the Operating Company (the number of units are equal to the number of shares of NMFC's common stock sold in the IPO and the Concurrent Private Placement). Additionally, NMFC received units of the Operating Company equal to the number of shares of common stock of NMFC issued to the limited partners of New Mountain Guardian Partners, L.P. Guardian AIV was the parent of the Operating Company prior to the IPO and, as a result of the transactions completed in connection with the IPO, obtained units in the Operating Company. Guardian AIV contributed its units in the Operating Company to its newly formed subsidiary, AIV Holdings, in exchange for common stock of AIV Holdings. AIV Holdings has the right to exchange all or any portion of its units in the Operating Company for shares of NMFC's common stock on a one-for-one basis at any time.

During the quarter ended June 30, 2013, NMFC issued an additional 73,888 shares in conjunction with its dividend reinvestment plan at a weighted average price of \$14.16. On June 21, 2013, NMFC completed a public offering of 2,000,000 shares of its common stock and an underwritten secondary public offering of 4,000,000 shares of its common stock on behalf of a selling stockholder, AIV Holdings, at a public offering price of \$14.55 per share. In connection with the public offering, the underwriters purchased an additional 750,000 shares of NMFC's common stock from AIV Holdings with the exercise of the overallotment option to purchase up to an additional 900,000 shares of common stock. The Operating Company received net proceeds of \$28,620 in connection with the sale of 2,000,000 shares by NMFC of its common stock. NMFC did

**Combined Notes to the Consolidated Financial Statements of
New Mountain Finance Holdings, L.L.C.,
the Financial Statements of New Mountain Finance Corporation and the Financial Statements
of New Mountain Finance AIV Holdings Corporation (Continued)**

**June 30, 2013
(in thousands, except units/shares and per unit/share data)
(unaudited)**

Note 1. Formation and Business Purpose (Continued)

not receive any proceeds from the sale of shares of NMFC's common stock by AIV Holdings, including pursuant to the exercise of the overallotment option. Since NMFC's IPO, and through June 30, 2013, NMFC raised approximately \$190,448 in net proceeds from additional offerings of common stock and issued shares of its common stock valued at approximately \$193,698 on behalf of AIV Holdings for exchanged units. NMFC acquired from the Operating Company units of the Operating Company equal to the number of shares of NMFC's common stock sold in the additional offerings. As of June 30, 2013, NMFC and AIV Holdings owned approximately 85.3% and 14.7%, respectively, of the units of the Operating Company.

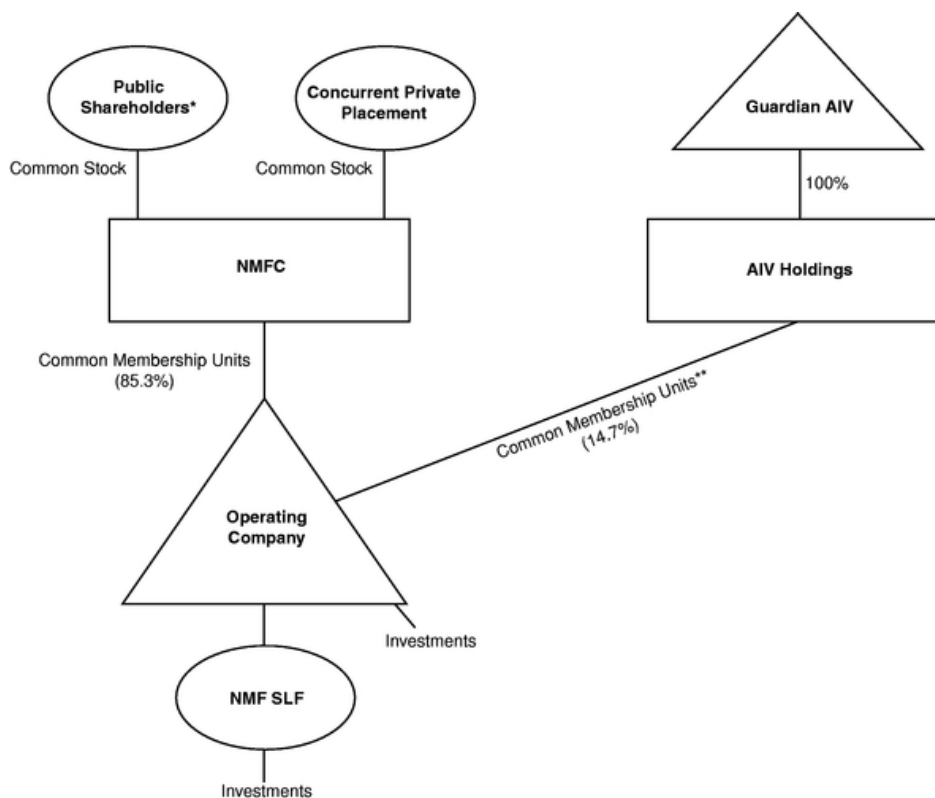
The current structure was designed to generally prevent NMFC from being allocated taxable income with respect to unrecognized gains that existed at the time of the IPO in the Predecessor Entities' assets, and rather such amounts would be allocated generally to AIV Holdings. The result is that any distributions made to NMFC's stockholders that are attributable to such gains generally will not be treated as taxable dividends but rather as return of capital.

**Combined Notes to the Consolidated Financial Statements of
New Mountain Finance Holdings, L.L.C.,
the Financial Statements of New Mountain Finance Corporation and the Financial Statements
of New Mountain Finance AIV Holdings Corporation (Continued)**

**June 30, 2013
(in thousands, except units/shares and per unit/share data)
(unaudited)**

Note 1. Formation and Business Purpose (Continued)

The diagram below depicts the Companies' organizational structure as of June 30, 2013.



* Includes partners of New Mountain Guardian Partners, L.P.

** These common membership units are exchangeable into shares of NMFC common stock on a one-for-one basis.

*** New Mountain Finance SPV Funding, L.L.C. ("NMF SLF").

The Operating Company's investment objective is to generate current income and capital appreciation through the sourcing and origination of debt securities at all levels of the capital structure, including first and second lien debt, notes, bonds and mezzanine securities. In some cases, the Operating Company's investments may also include equity interests. The primary focus

**Combined Notes to the Consolidated Financial Statements of
New Mountain Finance Holdings, L.L.C.,
the Financial Statements of New Mountain Finance Corporation and the Financial Statements
of New Mountain Finance AIV Holdings Corporation (Continued)**

**June 30, 2013
(in thousands, except units/shares and per unit/share data)
(unaudited)**

Note 1. Formation and Business Purpose (Continued)

is in the debt of defensive growth companies, which are defined as generally exhibiting the following characteristics: (i) sustainable secular growth drivers, (ii) high barriers to competitive entry, (iii) high free cash flow after capital expenditure and working capital needs, (iv) high returns on assets and (v) niche market dominance.

Note 2. Summary of Significant Accounting Policies

Basis of accounting — The Companies' financial statements have been prepared in conformity with accounting principles generally accepted in the United States of America ("GAAP"). The Operating Company consolidates its wholly-owned subsidiary, NMF SLF. NMFC and AIV Holdings do not consolidate the Operating Company. NMFC and AIV Holdings apply investment company master-feeder financial statement presentation, as described in Accounting Standards Codification 946, *Financial Services — Investment Companies*, ("ASC 946") to their interest in the Operating Company. NMFC and AIV Holdings observe that it is industry practice to follow the presentation prescribed for a master fund-feeder fund structure in ASC 946 in instances in which a master fund is owned by more than one feeder fund and that such presentation provides stockholders of NMFC and AIV Holdings with a clearer depiction of their investment in the Master Fund.

The Companies' financial statements reflect all adjustments and reclassifications which, in the opinion of management, are necessary for the fair presentation of the results of operations and financial condition for all periods presented. All intercompany transactions have been eliminated. Revenues are recognized when earned and expenses when incurred. The financial results of the Operating Company's portfolio investments are not consolidated in the financial statements. Prior to the IPO, an affiliate of the Predecessor Entities paid a majority of the management and incentive fees. Historical operating expenses do not reflect the allocation of certain professional fees, administrative and other expenses that have been incurred following the completion of the IPO. Accordingly, the Operating Company's historical operating expenses are not comparable to its operating expenses after the completion of the IPO.

The Companies' interim financial statements are prepared in accordance with GAAP for interim financial information and pursuant to the requirements for reporting on Form 10-Q and Articles 6 or 10 of Regulation S-X. Accordingly, the Companies' interim financial statements do not include all of the information and notes required by GAAP for annual financial statements. In the opinion of management, all adjustments, consisting solely of normal recurring accruals considered necessary for the fair presentation of financial statements for the interim period, have been included. The current period's results of operations will not necessarily be indicative of results that ultimately may be achieved for the fiscal year ending December 31, 2013.

Investments — The Operating Company applies fair value accounting in accordance with GAAP. Fair value is the amount that would be received to sell an asset or paid to transfer a liability in an orderly transaction between market participants at the measurement date. Investments are

**Combined Notes to the Consolidated Financial Statements of
New Mountain Finance Holdings, L.L.C.,
the Financial Statements of New Mountain Finance Corporation and the Financial Statements
of New Mountain Finance AIV Holdings Corporation (Continued)**

**June 30, 2013
(in thousands, except units/shares and per unit/share data)
(unaudited)**

Note 2. Summary of Significant Accounting Policies (Continued)

reflected on the Operating Company's Consolidated Statements of Assets, Liabilities and Members' Capital at fair value, with changes in unrealized gains and losses resulting from changes in fair value reflected in the Operating Company's Consolidated Statements of Operations as "Net change in unrealized appreciation (depreciation) of investments" and realizations on portfolio investments reflected in the Operating Company's Consolidated Statements of Operations as "Net realized gains (losses) on investments".

The Operating Company values its assets on a quarterly basis, or more frequently if required under the 1940 Act. In all cases, the Operating Company's board of directors is ultimately and solely responsible for determining the fair value of the portfolio investments on a quarterly basis in good faith, including investments that are not publicly traded, those whose market prices are not readily available and any other situation where its portfolio investments require a fair value determination. Security transactions are accounted for on a trade date basis. The Operating Company's quarterly valuation procedures are set forth in more detail below:

- (1) Investments for which market quotations are readily available on an exchange are valued at such market quotations based on the closing price indicated from independent pricing services.
- (2) Investments for which indicative prices are obtained from various pricing services and/or brokers or dealers are valued through a multi-step valuation process, as described below, to determine whether the quote(s) obtained is representative of fair value in accordance with GAAP.
 - a. Bond quotes are obtained through independent pricing services. Internal reviews are performed by the investment professionals of the Investment Adviser to ensure that the quote obtained is representative of fair value in accordance with GAAP and if so, the quote is used. If the Investment Adviser is unable to sufficiently validate the quote(s) internally and if the investment's par value or its fair value exceeds the materiality threshold, the investment is valued similarly to those assets with no readily available quotes (see (3) below); and
 - b. For investments other than bonds, the Operating Company looks at the number of quotes readily available and performs the following:
 - i. Investments for which two or more quotes are received from a pricing service are valued using the mean of the mean of the bid and ask of the quotes obtained.
 - ii. Investments for which one quote is received from a pricing service are validated internally. The investment professionals of the Investment Adviser analyze the market quotes obtained using an array of valuation methods (further described below) to validate the fair value. If the Investment Adviser is unable to sufficiently validate the quote internally and if the investment's par

**Combined Notes to the Consolidated Financial Statements of
New Mountain Finance Holdings, L.L.C.,
the Financial Statements of New Mountain Finance Corporation and the Financial Statements
of New Mountain Finance AIV Holdings Corporation (Continued)**

**June 30, 2013
(in thousands, except units/shares and per unit/share data)
(unaudited)**

Note 2. Summary of Significant Accounting Policies (Continued)

value or its fair value exceeds the materiality threshold, the investment is valued similarly to those assets with no readily available quotes (see (3) below).

- (3) Investments for which quotations are not readily available through exchanges, pricing services, brokers, or dealers are valued through a multi-step valuation process:
- a. Each portfolio company or investment is initially valued by the investment professionals of the Investment Adviser responsible for the credit monitoring;
 - b. Preliminary valuation conclusions will then be documented and discussed with the Operating Company's senior management;
 - c. If an investment falls into (3) above for four consecutive quarters and if the investment's par value or its fair value exceeds the materiality threshold, then at least once each fiscal year, the valuation for each portfolio investment for which the Operating Company does not have a readily available market quotation will be reviewed by an independent valuation firm engaged by the Companies' board of directors; and
 - d. When deemed appropriate by the Operating Company's management, an independent valuation firm may be engaged to review and value investment(s) of a portfolio company, without any preliminary valuation being performed by the Investment Adviser. The investment professionals of the Investment Adviser will review and validate the value provided.

The values assigned to investments are based upon available information and do not necessarily represent amounts which might ultimately be realized, since such amounts depend on future circumstances and cannot be reasonably determined until the individual positions are liquidated. Due to the inherent uncertainty of determining the fair value of investments that do not have a readily available market value, the fair value of the Operating Company's investments may fluctuate from period to period and the fluctuations could be material.

NMFC and AIV Holdings are holding companies with no direct operations of their own, and their sole asset is their ownership in the Operating Company. NMFC's and AIV Holdings' investments in the Operating Company are carried at fair value and represent the respective pro-rata interest in the net assets of the Operating Company as of the applicable reporting date. NMFC and AIV Holdings value their ownership interest on a quarterly basis, or more frequently if required under the 1940 Act.

See Note 3, *Investments*, for further discussion relating to investments.

Cash and cash equivalents — Cash and cash equivalents include cash and short-term, highly liquid investments. The Companies define cash equivalents as securities that are readily

**Combined Notes to the Consolidated Financial Statements of
New Mountain Finance Holdings, L.L.C.,
the Financial Statements of New Mountain Finance Corporation and the Financial Statements
of New Mountain Finance AIV Holdings Corporation (Continued)**

**June 30, 2013
(in thousands, except units/shares and per unit/share data)
(unaudited)**

Note 2. Summary of Significant Accounting Policies (Continued)

convertible into known amounts of cash and so near maturity that there is insignificant risk of changes in value. Generally, these securities have original maturities of three months or less.

Revenue recognition

The Operating Company's revenue recognition policies are as follows:

Sales and paydowns of investments: Realized gains and losses on investments are determined on the specific identification method.

Interest income: Interest income, including amortization of premium and discount using the effective interest method, is recorded on the accrual basis and periodically assessed for collectability. Interest income also includes interest earned from cash on hand. Upon the prepayment of a loan or debt security, any prepayment penalties are recorded as part of interest income. The Operating Company has loans in the portfolio that contain a payment-in-kind ("PIK") provision. PIK represents interest that is accrued and recorded as interest income at the contractual rates, added to the loan principal on the respective capitalization dates, and generally due at maturity.

Non-accrual income: Loans are placed on non-accrual status when principal or interest payments are past due 30 days or more and when there is reasonable doubt that principal or interest will be collected. Accrued cash and un-capitalized PIK interest is generally reversed when a loan is placed on non-accrual status. Previously capitalized PIK interest is not reversed when an investment is placed on non-accrual status. Interest payments received on non-accrual loans may be recognized as income or applied to principal depending upon management's judgment of the ultimate outcome. Non-accrual loans are restored to accrual status when past due principal and interest is paid and, in management's judgment, are likely to remain current.

Other income: Other income represents delayed compensation, consent or amendment fees, revolver fees and other miscellaneous fees received. Delayed compensation is income earned from counterparties on trades that do not settle within a set number of business days after trade date. Other income may also include fees from bridge loans. The Operating Company may from time to time enter into bridge financing commitments, an obligation to provide interim financing to a counterparty until permanent credit can be obtained. These commitments are short-term in nature and may expire unfunded. A fee is received by the Operating Company for providing such commitments.

NMFC's and AIV Holdings' revenue recognition policies are as follows:

Revenue, expenses, and capital gains (losses): At each quarterly valuation date, the Operating Company's investment income, expenses, net realized gains (losses), and net increase (decrease) in unrealized appreciation (depreciation) are allocated to NMFC and AIV

**Combined Notes to the Consolidated Financial Statements of
New Mountain Finance Holdings, L.L.C.,
the Financial Statements of New Mountain Finance Corporation and the Financial Statements
of New Mountain Finance AIV Holdings Corporation (Continued)**

**June 30, 2013
(in thousands, except units/shares and per unit/share data)
(unaudited)**

Note 2. Summary of Significant Accounting Policies (Continued)

Holdings based on their pro-rata interest in the net assets of the Operating Company. This is recorded on NMFC's and AIV Holdings' Statements of Operations. Realized gains and losses are recorded upon sales of NMFC's and AIV Holdings' investments in the Operating Company. Net change in unrealized appreciation (depreciation) of investment in New Mountain Finance Holdings, L.L.C. is the difference between the net asset value per share and the closing price per share for shares issued as part of the dividend reinvestment plan on the dividend payment date. This net change in unrealized appreciation (depreciation) of investment in New Mountain Finance Holdings, L.L.C. includes the unrealized appreciation (depreciation) from the IPO. NMFC used the proceeds from its IPO and Concurrent Private Placement to purchase units in the Operating Company at \$13.75 per unit (its IPO price per share). At the IPO date, \$13.75 per unit represented a discount to the actual net asset value per unit of the Operating Company. As a result, NMFC experienced immediate unrealized appreciation on its investment. Concurrently, AIV Holdings experienced immediate unrealized depreciation on its investment in the Operating Company equal to the difference between NMFC's IPO price of \$13.75 per unit and the actual net asset value per unit.

All expenses, including those of NMFC and AIV Holdings, are paid and recorded by the Operating Company. Expenses are allocated to NMFC and AIV Holdings based on pro-rata ownership interest. In addition, the Operating Company paid all of the offering costs related to the IPO and subsequent offerings. NMFC and AIV Holdings have recorded their portion of the offering costs as a direct reduction to net assets and the cost of their investment in the Operating Company.

With respect to the expenses incident to any registration of shares of NMFC's common stock issued in exchange for AIV Holdings' units of the Operating Company, AIV Holdings is directly responsible for the expenses of any demand registration (including underwriters' discounts or commissions) and their pro-rata share of any "piggyback" registration expenses.

Interest and other credit facility expenses — Interest and other credit facility fees are recorded on an accrual basis by the Operating Company. See Note 7, *Borrowing Facilities*, for details.

Deferred credit facility costs — The deferred credit facility costs of the Operating Company consist of capitalized expenses related to the origination and amending of the Operating Company's existing credit facilities. The Operating Company amortizes these costs into expense using the straight-line method over the stated life of the related credit facility. See Note 7, *Borrowing Facilities*, for details.

Income taxes — The Operating Company is treated as a partnership for federal income tax purposes. Accordingly, no provision for income taxes has been made in the accompanying financial statements, as the partners are individually responsible for reporting income or loss based on their

**Combined Notes to the Consolidated Financial Statements of
New Mountain Finance Holdings, L.L.C.,
the Financial Statements of New Mountain Finance Corporation and the Financial Statements
of New Mountain Finance AIV Holdings Corporation (Continued)**

**June 30, 2013
(in thousands, except units/shares and per unit/share data)
(unaudited)**

Note 2. Summary of Significant Accounting Policies (Continued)

respective share of the revenues and expenses. The Operating Company files United States ("U.S.") federal, state, and local income tax returns.

NMFC and AIV Holdings have elected to be treated, and intend to comply with the requirements to qualify annually, as RICs under subchapter M of the Code. As RICs, NMFC and AIV Holdings are not subject to federal income tax on the portion of taxable income and gains timely distributed to stockholders; therefore, no provision for income taxes has been recorded.

To continue to qualify as RICs, NMFC and AIV Holdings are required to meet certain income and asset diversification tests in addition to distributing at least 90.0% of their respective investment company taxable income, as defined by the Code. Since federal income tax regulations differ from GAAP, distributions in accordance with tax regulations may differ from net investment income and realized gains recognized for financial reporting purposes.

Differences between taxable income and the results of operations for financial reporting purposes may be permanent or temporary in nature. Permanent differences are reclassified among capital accounts in the financial statements to reflect their tax character. Differences in classification may also result from the treatment of short-term gains as ordinary income for tax purposes.

For federal income tax purposes, distributions paid to stockholders of NMFC and AIV Holdings are reported as ordinary income, return of capital, long term capital gains or a combination thereof.

NMFC and AIV Holdings will be subject to a 4.0% nondeductible federal excise tax on certain undistributed income unless NMFC and AIV Holdings distribute, in a timely manner as required by the Code, an amount at least equal to the sum of (1) 98.0% of their respective net ordinary income earned for the calendar year and (2) 98.2% of their respective capital gain net income for the one-year period ending October 31 in the calendar year.

The Companies have adopted the Income Taxes topic of the Codification ("ASC 740"). ASC 740 provides guidance for how uncertain income tax positions should be recognized, measured, and disclosed in the financial statements. Based on their analyses, the Companies have determined that there were no material uncertain income tax positions through December 31, 2012. The 2011 and 2012 tax years remain subject to examination by U.S. federal, state, and local tax authorities.

Dividends — Distributions to common unit holders of the Operating Company and common stockholders of NMFC and AIV Holdings are recorded on the record date as set by the respective board of directors. In order for NMFC and AIV Holdings to pay a dividend or other distribution to holders of their common stock, it must be accompanied by a prior distribution by the Operating Company to all of its unit holders. The Operating Company intends to make distributions to its unit holders that will be sufficient to enable NMFC and AIV Holdings to pay quarterly distributions to their stockholders and to maintain their status as RICs. NMFC and AIV Holdings intend to distribute approximately all of their portion of the Operating Company's adjusted net investment income (see Note 5, *Agreements*) on a quarterly basis and substantially all of their portion of the Operating

**Combined Notes to the Consolidated Financial Statements of
New Mountain Finance Holdings, L.L.C.,
the Financial Statements of New Mountain Finance Corporation and the Financial Statements
of New Mountain Finance AIV Holdings Corporation (Continued)**

**June 30, 2013
(in thousands, except units/shares and per unit/share data)
(unaudited)**

Note 2. Summary of Significant Accounting Policies (Continued)

Company's taxable income on an annual basis, except that NMFC may retain certain net capital gains for reinvestment.

Under certain circumstances, the distributions that the Operating Company makes to its members may not be sufficient for AIV Holdings to satisfy the annual distribution requirement necessary for AIV Holdings to continue to qualify as a RIC. In that case, it is expected that Guardian AIV would consent to be treated as if it received distributions from AIV Holdings sufficient to satisfy the annual distribution requirement. Guardian AIV would be required to include the consent dividend in its taxable income as a dividend from AIV Holdings, which would result in phantom (i.e., non-cash) taxable income to Guardian AIV. AIV Holdings intends to make quarterly distributions to Guardian AIV, its sole stockholder, out of assets legally available for distribution each quarter.

The Operating Company and NMFC are required to take certain actions in order to maintain, at all times, a one-to-one ratio between the number of units held by NMFC and the number of shares of NMFC's common stock outstanding. NMFC has adopted a dividend reinvestment plan that provides on behalf of its stockholders for reinvestment of any distributions declared, unless a stockholder elects to receive cash. Cash distributions reinvested in additional shares of NMFC's common stock will be automatically reinvested by NMFC into additional units of the Operating Company. In addition, AIV Holdings does not intend to reinvest any distributions received from the Operating Company in additional units of the Operating Company.

NMFC applies the following in implementing the dividend reinvestment plan. If the price at which newly issued shares are to be credited to stockholders' accounts is greater than 110.0% of the last determined net asset value of the shares, NMFC will use only newly issued shares to implement its dividend reinvestment plan. Under such circumstances, the number of shares to be issued to a stockholder is determined by dividing the total dollar amount of the distribution payable to such stockholder by the market price per share of NMFC's common stock on the New York Stock Exchange ("NYSE") on the distribution payment date. Market price per share on that date will be the closing price for such shares on the NYSE or, if no sale is reported for such day, the average of their electronically reported bid and asked prices. If NMFC uses newly issued shares to implement the plan, NMFC will receive, on a one-for-one basis, additional units of the Operating Company in exchange for cash distributions that are reinvested in shares of NMFC's common stock under the dividend reinvestment plan.

If the price at which newly issued shares are to be credited to stockholders' accounts is less than 110.0% of the last determined net asset value of the shares, NMFC will either issue new shares or instruct the plan administrator to purchase shares in the open market to satisfy the additional shares required. Shares purchased in open market transactions by the plan administrator will be allocated to a stockholder based on the average purchase price, excluding any brokerage charges or other charges, of all shares of common stock purchased in the open market. The number of shares of NMFC's common stock to be outstanding after giving effect to payment of the

**Combined Notes to the Consolidated Financial Statements of
New Mountain Finance Holdings, L.L.C.,
the Financial Statements of New Mountain Finance Corporation and the Financial Statements
of New Mountain Finance AIV Holdings Corporation (Continued)**

**June 30, 2013
(in thousands, except units/shares and per unit/share data)
(unaudited)**

Note 2. Summary of Significant Accounting Policies (Continued)

distribution cannot be established until the value per share at which additional shares will be issued has been determined and elections of NMFC's stockholders have been tabulated.

Foreign securities — The accounting records of the Operating Company are maintained in U.S. dollars. Investment securities denominated in foreign currencies are translated into U.S. dollars based on the rate of exchange of such currencies on the date of valuation. Purchases and sales of investment securities and income and expense items denominated in foreign currencies are translated into U.S. dollars based on the rate of exchange of such currencies on the respective dates of the transactions. The Operating Company does not isolate that portion of the results of operations resulting from changes in foreign exchange rates on investments from the fluctuations arising from changes in market prices of securities held. Such fluctuations are included with "Net change in unrealized appreciation (depreciation) of investments" and "Net realized gains (losses) on investments" in the Operating Company's Consolidated Statements of Operations.

Investments denominated in foreign currencies may be negatively affected by movements in the rate of exchange between the U.S. dollar and such foreign currencies. This movement is beyond the control of the Operating Company and cannot be predicted.

Use of estimates — The preparation of the Companies' financial statements in conformity with GAAP requires management to make estimates and assumptions that affect the reported amounts of assets and liabilities at the date of the Companies' financial statements and the reported amounts of revenues and expenses during the reporting periods. Changes in the economic environment, financial markets, and other metrics used in determining these estimates could cause actual results to differ from the estimates used, and the differences could be material.

Note 3. Investments

At June 30, 2013 the Operating Company's investments consisted of the following:

Investment Cost and Fair Value by Type

| | Cost | Fair Value |
|-------------------|---------------------|---------------------|
| First lien | \$ 556,051 | \$ 550,887 |
| Second lien | 421,646 | 432,779 |
| Subordinated | 44,423 | 46,654 |
| Equity and other | 23,445 | 28,681 |
| Total investments | <u>\$ 1,045,565</u> | <u>\$ 1,059,001</u> |

**Combined Notes to the Consolidated Financial Statements of
New Mountain Finance Holdings, L.L.C.,
the Financial Statements of New Mountain Finance Corporation and the Financial Statements
of New Mountain Finance AIV Holdings Corporation (Continued)**

**June 30, 2013
(in thousands, except units/shares and per unit/share data)
(unaudited)**

Note 3. Investments (Continued)**Investment Cost and Fair Value by Industry**

| | Cost | Fair Value |
|-----------------------------------|---------------------|---------------------|
| Software | \$ 248,423 | \$ 254,050 |
| Education | 173,359 | 174,869 |
| Business Services | 154,776 | 157,694 |
| Federal Services | 107,727 | 107,998 |
| Healthcare Services | 98,351 | 100,410 |
| Media | 52,965 | 55,297 |
| Distribution & Logistics | 47,414 | 48,643 |
| Consumer Services | 43,607 | 44,333 |
| Energy | 44,783 | 43,887 |
| Healthcare Products | 40,431 | 42,098 |
| Industrial Services | 13,842 | 14,245 |
| Healthcare Information Technology | 13,542 | 8,884 |
| Information Technology | 6,345 | 6,593 |
| Total investments | <u>\$ 1,045,565</u> | <u>\$ 1,059,001</u> |

At December 31, 2012 the Operating Company's investments consisted of the following:

Investment Cost and Fair Value by Type

| | Cost | Fair Value |
|-------------------|-------------------|-------------------|
| First lien | \$ 496,931 | \$ 493,502 |
| Second lien | 433,829 | 441,073 |
| Subordinated | 43,097 | 45,148 |
| Equity and other | 2,386 | 10,097 |
| Total investments | <u>\$ 976,243</u> | <u>\$ 989,820</u> |

**Combined Notes to the Consolidated Financial Statements of
New Mountain Finance Holdings, L.L.C.,
the Financial Statements of New Mountain Finance Corporation and the Financial Statements
of New Mountain Finance AIV Holdings Corporation (Continued)**

**June 30, 2013
(in thousands, except units/shares and per unit/share data)
(unaudited)**

Note 3. Investments (Continued)**Investment Cost and Fair Value by Industry**

| | Cost | Fair Value |
|-----------------------------------|-------------------|-------------------|
| Software | \$ 241,742 | \$ 246,696 |
| Education | 155,047 | 150,151 |
| Healthcare Services | 139,370 | 143,724 |
| Business Services | 140,426 | 143,420 |
| Federal Services | 95,150 | 95,428 |
| Distribution & Logistics(1) | 51,320 | 51,834 |
| Consumer Services | 41,173 | 41,625 |
| Media | 26,582 | 34,001 |
| Healthcare Products | 25,659 | 27,220 |
| Industrial Services | 13,825 | 14,105 |
| Retail | 11,597 | 12,146 |
| Healthcare Information Technology | 14,550 | 10,291 |
| Energy | 9,852 | 10,072 |
| Information Technology | 6,476 | 6,711 |
| Power Generation | 3,474 | 2,396 |
| Total investments | <u>\$ 976,243</u> | <u>\$ 989,820</u> |

(1) Industries were disclosed separately in previously issued financial statements.

As of June 30, 2013, the Operating Company's first lien positions in ATI Acquisition Company remained on non-accrual status due to the inability of the portfolio company to service its interest payment for the quarter then ended and uncertainty about its ability to pay such amounts in the future. As of June 30, 2013, the Operating Company's investment had an aggregate cost basis of \$5,917, an aggregate fair value of \$419 and total unearned interest income of \$236 and \$468, respectively, for the three and six months then ended. As of December 31, 2012, the Operating Company's original first lien position in ATI Acquisition Company was put on non-accrual status, with a cost basis of \$4,306, a fair value of zero and total unearned interest income of \$653 for the year then ended. The Operating Company's two super priority first lien debt investments in ATI Acquisition Company had a combined cost basis of \$1,611 and a combined fair value of \$752 as of December 31, 2012. During the third quarter of 2012, the Operating Company placed the super priority first lien positions on non-accrual status as well, resulting in total unearned interest income of \$310 for the year ended December 31, 2012. As of December 31, 2012, the Operating Company's total investment in ATI Acquisition Company had an aggregate cost basis of \$5,917 and an aggregate fair value of \$752, putting the entire ATI Acquisition Company's investment on non-accrual status. As of June 30, 2013 and December 31, 2012, unrealized gains include a fee that the Operating Company would receive upon maturity of the two super priority first lien debt investments.

**Combined Notes to the Consolidated Financial Statements of
New Mountain Finance Holdings, L.L.C.,
the Financial Statements of New Mountain Finance Corporation and the Financial Statements
of New Mountain Finance AIV Holdings Corporation (Continued)**

June 30, 2013
(in thousands, except units/shares and per unit/share data)
(unaudited)

Note 3. Investments (Continued)

As of June 30, 2013, the Operating Company had unfunded commitments on revolving credit facilities and bridge facilities of \$10,500 and \$0, respectively. The Operating Company did not have any unfunded commitments in the form of a delayed draw or other future funding commitments as of June 30, 2013. Any unfunded commitments are disclosed on the Operating Company's Consolidated Schedule of Investments as of June 30, 2013.

As of December 31, 2012, the Operating Company had unfunded commitments on revolving credit facilities and bridge facilities of \$10,500 and \$0, respectively. The Operating Company did not have any unfunded commitments in the form of a delayed draw or other future funding commitments as of December 31, 2012. Any unfunded commitments are disclosed on the Operating Company's Consolidated Schedule of Investments as of December 31, 2012.

Investment Risk Factors — First and second lien debt that the Operating Company invests in is entirely, or almost entirely, rated below investment grade or may be unrated. These loans are considered speculative because of the credit risk of the issuers. Such issuers are considered more likely than investment grade issuers to default on their payments of interest and principal and such defaults could reduce the net asset value and income distributions of the Operating Company. First and second lien debt may also lose significant market value before a default occurs. Furthermore, an active trading market may not exist for these first and second lien loans. This illiquidity may make it more difficult to value the debt.

Subordinated debt is generally subject to similar risks as those associated with first and second lien debt, except that such debt is subordinated in payment and /or lower in lien priority. Subordinated debt is subject to the additional risk that the cash flow of the borrower and the property securing the debt, if any, may be insufficient to meet scheduled payments after giving effect to the senior secured and unsecured obligations of the borrower.

Note 4. Fair Value

Fair value is the amount that would be received to sell an asset or paid to transfer a liability in an orderly transaction between market participants at the measurement date. Accounting Standards Codification 820, *Fair Value Measurements and Disclosures* ("ASC 820"), establishes a fair value hierarchy that prioritizes and ranks the inputs to valuation techniques used in measuring investments at fair value. The hierarchy classifies the inputs used in measuring fair value into three levels as follows:

Level 1 — Quoted prices (unadjusted) are available in active markets for identical investments and the Operating Company has the ability to access such quotes as of the reporting date. The type of investments which would generally be included in Level 1 include active exchange-traded equity securities and exchange-traded derivatives. As required by ASC 820, the Operating Company, to the extent that it holds such investments, does not adjust the quoted

**Combined Notes to the Consolidated Financial Statements of
New Mountain Finance Holdings, L.L.C.,
the Financial Statements of New Mountain Finance Corporation and the Financial Statements
of New Mountain Finance AIV Holdings Corporation (Continued)**

**June 30, 2013
(in thousands, except units/shares and per unit/share data)
(unaudited)**

Note 4. Fair Value (Continued)

price for these investments, even in situations where the Operating Company holds a large position and a sale could reasonably impact the quoted price.

Level II — Pricing inputs are observable for the investments, either directly or indirectly, as of the reporting date, but are not the same as those used in Level I. Level II inputs include the following:

- Quoted prices for similar assets or liabilities in active markets;
- Quoted prices for identical or similar assets or liabilities in non-active markets (examples include corporate and municipal bonds, which trade infrequently);
- Pricing models whose inputs are observable for substantially the full term of the asset or liability (examples include most over-the-counter derivatives, including foreign exchange forward contracts); and
- Pricing models whose inputs are derived principally from or corroborated by observable market data through correlation or other means for substantially the full term of the asset or liability.

Level III — Pricing inputs are unobservable for the investment and include situations where there is little, if any, market activity for the investment.

The inputs used to measure fair value may fall into different levels. In all instances when the inputs fall within different levels of the hierarchy, the level within which the fair value measurement is categorized is based on the lowest level of input that is significant to the fair value measurement in its entirety. As such, a Level III fair value measurement may include inputs that are both observable (Levels I and II) and unobservable (Level III). Gains and losses for such assets categorized within the Level III table below may include changes in fair value that are attributable to both observable inputs (Levels II and III) and unobservable inputs (Level III).

The inputs into the determination of fair value require significant judgment or estimation by management and consideration of factors specific to each investment. A review of the fair value hierarchy classifications is conducted on a quarterly basis. Changes in the observability of valuation inputs may result in the transfer of certain investments within the fair value hierarchy from period to period. Reclassifications impacting the fair value hierarchy are reported as transfers in/out of the respective leveling categories as of the beginning of the quarter in which the reclassifications occur.

**Combined Notes to the Consolidated Financial Statements of
New Mountain Finance Holdings, L.L.C.,
the Financial Statements of New Mountain Finance Corporation and the Financial Statements
of New Mountain Finance AIV Holdings Corporation (Continued)**

**June 30, 2013
(in thousands, except units/shares and per unit/share data)
(unaudited)**

Note 4. Fair Value (Continued)

The following table summarizes the levels in the fair value hierarchy that the Operating Company's portfolio investments fall into as of June 30, 2013:

| | Total | Level I | Level II | Level III |
|--------------------------|---------------------|----------------|-------------------|-------------------|
| First lien | \$ 550,887 | \$ — | \$ 529,575 | \$ 21,312 |
| Second lien | 432,779 | — | 394,252 | 38,527 |
| Subordinated | 46,654 | — | 21,973 | 24,681 |
| Equity and other | 28,681 | — | — | 28,681 |
| Total investments | \$ 1,059,001 | \$ — | \$ 945,800 | \$ 113,201 |

The following table summarizes the levels in the fair value hierarchy that the Operating Company's portfolio investments fall into as of December 31, 2012:

| | Total | Level I | Level II | Level III |
|--------------------------|-------------------|----------------|-------------------|-------------------|
| First lien | \$ 493,502 | \$ — | \$ 450,617 | \$ 42,885 |
| Second lien | 441,073 | — | 397,818 | 43,255 |
| Subordinated | 45,148 | — | 22,257 | 22,891 |
| Equity and other | 10,097 | — | — | 10,097 |
| Total investments | \$ 989,820 | \$ — | \$ 870,692 | \$ 119,128 |

The following table summarizes the changes in fair value of Level III portfolio investments for the three months ended June 30, 2013, as well as the portion of appreciation (depreciation)

**Combined Notes to the Consolidated Financial Statements of
New Mountain Finance Holdings, L.L.C.,
the Financial Statements of New Mountain Finance Corporation and the Financial Statements
of New Mountain Finance AIV Holdings Corporation (Continued)**

**June 30, 2013
(in thousands, except units/shares and per unit/share data)
(unaudited)**

Note 4. Fair Value (Continued)

included in income attributable to unrealized appreciation (depreciation) related to those assets and liabilities still held by the Operating Company at June 30, 2013:

| | Total | First Lien | Second Lien | Subordinated | Equity and other(2) |
|---|-------------------|-------------------|--------------------|---------------------|--------------------------------|
| Fair value, March 31, 2013 | \$ 110,619 | \$ 31,934 | \$ 44,103 | \$ 23,780 | \$ 10,802 |
| Total gains or losses included in earnings: | | | | | |
| Net realized gains (losses) on investments | 556 | 176 | 380 | — | — |
| Net change in unrealized appreciation (depreciation) | (2,380) | 186 | 184 | 371 | (3,121) |
| Purchases, including capitalized PIK and revolver fundings | 35,485 | 95 | 13,860 | 530 | 21,000 |
| Proceeds from sales and paydowns of investments | (37,653) | (17,653) | (20,000) | — | — |
| Transfers into Level III(1) | 6,574 | 6,574 | — | — | — |
| Fair value, June 30, 2013 | <u>\$ 113,201</u> | <u>\$ 21,312</u> | <u>\$ 38,527</u> | <u>\$ 24,681</u> | <u>\$ 28,681</u> |
| Unrealized appreciation (depreciation) for the period relating to those Level III assets that were still held by the Operating Company at the end of the period: | <u>\$ (2,620)</u> | <u>\$ (312)</u> | <u>\$ 442</u> | <u>\$ 371</u> | <u>\$ (3,121)</u> |

- (1) As of June 30, 2013, the portfolio investments were transferred into Level III from Level II at fair value as of the beginning of the quarter in which the reclassifications occurred.
- (2) During the three months ended June 30, 2013, the Operating Company received dividends of \$6,436 from its equity and other investments, which were recorded as dividend income. Information related to the tax characterization of this distribution was not available as of June 30, 2013. The Companies are currently not aware of any potential tax liabilities that may be attributable to this investment and thus have not accrued any related income tax expense. The Companies will continue to evaluate any potential income tax liabilities as more information is made available.

**Combined Notes to the Consolidated Financial Statements of
New Mountain Finance Holdings, L.L.C.,
the Financial Statements of New Mountain Finance Corporation and the Financial Statements
of New Mountain Finance AIV Holdings Corporation (Continued)**

**June 30, 2013
(in thousands, except units/shares and per unit/share data)
(unaudited)**

Note 4. Fair Value (Continued)

The following table summarizes the changes in fair value of Level III portfolio investments for the three months ended June 30, 2012, as well as the portion of appreciation (depreciation) included in income attributable to unrealized appreciation (depreciation) related to those assets and liabilities still held by the Operating Company at June 30, 2012:

| | Total | First Lien | Second Lien | Subordinated | Equity and other |
|---|-------------------|-------------------|--------------------|---------------------|-----------------------------|
| Fair value, March 31, 2012 | \$ 103,245 | \$ 50,569 | \$ 43,255 | \$ 6,571 | \$ 2,850 |
| Total gains or losses included in earnings: | | | | | |
| Net realized gains (losses) on investments | 4,146 | 4,146 | — | — | — |
| Net change in unrealized appreciation (depreciation) | (4,355) | (4,268) | (1) | (22) | (64) |
| Purchases, including capitalized PIK and revolver fundings | 11,055 | 18 | 10,021 | 990 | 26 |
| Proceeds from sales and paydowns of investments | (7,717) | (7,717) | — | — | — |
| Fair value, June 30, 2012 | <u>\$ 106,374</u> | <u>\$ 42,748</u> | <u>\$ 53,275</u> | <u>\$ 7,539</u> | <u>\$ 2,812</u> |
| Unrealized appreciation (depreciation) for the period relating to those Level III assets that were still held by the Operating Company at the end of the period: | <u>\$ (548)</u> | <u>\$ (461)</u> | <u>\$ (1)</u> | <u>\$ (22)</u> | <u>\$ (64)</u> |

The following table summarizes the changes in fair value of Level III portfolio investments for the six months ended June 30, 2013, as well as the portion of appreciation (depreciation) included

**Combined Notes to the Consolidated Financial Statements of
New Mountain Finance Holdings, L.L.C.,
the Financial Statements of New Mountain Finance Corporation and the Financial Statements
of New Mountain Finance AIV Holdings Corporation (Continued)**

**June 30, 2013
(in thousands, except units/shares and per unit/share data)
(unaudited)**

Note 4. Fair Value (Continued)

in income attributable to unrealized appreciation (depreciation) related to those assets and liabilities still held by the Operating Company at June 30, 2013:

| | Total | First Lien | Second Lien | Subordinated | Equity and other(2) |
|---|-------------------|-------------------|--------------------|---------------------|--------------------------------|
| Fair value, December 31, 2012 | \$ 119,128 | \$ 42,885 | \$ 43,255 | \$ 22,891 | \$ 10,097 |
| Total gains or losses included in earnings: | | | | | |
| Net realized gains (losses) on investments | 577 | 197 | 380 | — | — |
| Net change in unrealized appreciation (depreciation) | (783) | 111 | 1,032 | 548 | (2,474) |
| Purchases, including capitalized PIK and revolver fundings | 36,258 | 95 | 13,860 | 1,242 | 21,061 |
| Proceeds from sales and paydowns of investments | (48,553) | (28,550) | (20,000) | — | (3) |
| Transfers into Level III(1) | 6,574 | 6,574 | — | — | — |
| Fair value, June 30, 2013 | <u>\$ 113,201</u> | <u>\$ 21,312</u> | <u>\$ 38,527</u> | <u>\$ 24,681</u> | <u>\$ 28,681</u> |
| Unrealized appreciation (depreciation) for the period relating to those Level III assets that were still held by the Operating Company at the end of the period: | <u>\$ (1,186)</u> | <u>\$ (172)</u> | <u>\$ 912</u> | <u>\$ 548</u> | <u>\$ (2,474)</u> |

- (1) As of June 30, 2013, the portfolio investments were transferred into Level III from Level II at fair value as of the beginning of the quarter in which the reclassifications occurred.
- (2) During the six months ended June 30, 2013, the Operating Company received dividends of \$6,433 from its equity and other investments, which were recorded as dividend income. Information related to the tax characterization of this distribution was not available as of June 30, 2013. The Companies are currently not aware of any potential tax liabilities that may be attributable to this investment and thus have not accrued any related income tax expense. The Companies will continue to evaluate any potential income tax liabilities as more information is made available.

**Combined Notes to the Consolidated Financial Statements of
New Mountain Finance Holdings, L.L.C.,
the Financial Statements of New Mountain Finance Corporation and the Financial Statements
of New Mountain Finance AIV Holdings Corporation (Continued)**

**June 30, 2013
(in thousands, except units/shares and per unit/share data)
(unaudited)**

Note 4. Fair Value (Continued)

The following table summarizes the changes in fair value of Level III portfolio investments for the six months ended June 30, 2012, as well as the portion of appreciation (depreciation) included in income attributable to unrealized appreciation (depreciation) related to those assets and liabilities still held by the Operating Company at June 30, 2012:

| | <u>Total</u> | <u>First Lien</u> | <u>Second Lien</u> | <u>Subordinated</u> | <u>Equity and other</u> |
|---|-------------------|-------------------|--------------------|---------------------|-----------------------------|
| Fair value, December 31, 2011 | \$ 90,967 | \$ 33,141 | \$ 48,405 | \$ 6,571 | \$ 2,850 |
| Total gains or losses included in earnings: | | | | | |
| Net realized gains (losses) on investments | 4,169 | 4,146 | 23 | — | — |
| Net change in unrealized appreciation (depreciation) | (4,162) | (3,902) | (174) | (22) | (64) |
| Purchases, including capitalized PIK and revolver fundings | 45,629 | 34,592 | 10,021 | 990 | 26 |
| Proceeds from sales and paydowns of investments | (19,117) | (14,117) | (5,000) | — | — |
| Transfers out of Level III(1) | (11,112) | (11,112) | — | — | — |
| Fair value, June 30, 2012 | <u>\$ 106,374</u> | <u>\$ 42,748</u> | <u>\$ 53,275</u> | <u>\$ 7,539</u> | <u>\$ 2,812</u> |
| Unrealized appreciation (depreciation) for the period relating to those Level III assets that were still held by the Operating Company at the end of the period: | <u>\$ (549)</u> | <u>\$ (462)</u> | <u>\$ (1)</u> | <u>\$ (22)</u> | <u>\$ (64)</u> |

- (1) As of June 30, 2012, the portfolio investments were transferred out of Level III into Level II at fair value as of the beginning of the quarter in which the reclassifications occurred.

Except as noted in the tables above, there were no other transfers in or out of Level I, II, or III during the three and six months ended June 30, 2013 and June 30, 2012. Transfers into Level III occurred as quotations obtained through pricing services were not deemed representative of fair value as of the balance sheet date and such assets were internally valued. As quotations obtained through pricing services were substantiated through additional market sources, investments were

**Combined Notes to the Consolidated Financial Statements of
New Mountain Finance Holdings, L.L.C.,
the Financial Statements of New Mountain Finance Corporation and the Financial Statements
of New Mountain Finance AIV Holdings Corporation (Continued)**

**June 30, 2013
(in thousands, except units/shares and per unit/share data)
(unaudited)**

Note 4. Fair Value (Continued)

transferred out of Level III. The Operating Company invests in revolving credit facilities. These investments are categorized as Level III investments as these assets are not actively traded and their fair values are often implied by the term loans of the respective portfolio companies.

The Operating Company generally uses the following framework when determining the fair value of investments where there are little, if any, market activity or observable pricing inputs.

Company Performance, Financial Review, and Analysis: Prior to investment, as part of its due diligence process, the Operating Company evaluates the overall performance and financial stability of the portfolio company. Post investment, the Operating Company analyzes each portfolio company's current operating performance and relevant financial trends versus prior year and budgeted results, including, but not limited to, factors affecting its revenue and earnings before interest, taxes, depreciation, and amortization ("EBITDA") growth, margin trends, liquidity position, covenant compliance and changes to its capital structure. The Operating Company also attempts to identify and subsequently track any developments at the portfolio company, within its customer or vendor base or within the industry or the macroeconomic environment, generally, that may alter any material element of its original investment thesis. This analysis is specific to each portfolio company. The Operating Company leverages the knowledge gained from its original due diligence process, augmented by this subsequent monitoring, to continually refine its outlook for each of its portfolio companies and ultimately form the valuation of its investment in each portfolio company. When an external event such as a purchase transaction, public offering or subsequent sale occurs, the Operating Company will consider the pricing indicated by the external event to corroborate the private valuation.

Market Based Approach: The Operating Company typically estimates the total enterprise value of each portfolio company by utilizing market value cash flow (EBITDA) multiples of publicly traded comparable companies. The Operating Company considers numerous factors when selecting the appropriate companies whose trading multiples are used to value its portfolio companies. These factors include, but are not limited to, the type of organization, similarity to the business being valued, relevant risk factors, as well as size, profitability and growth expectations. The Operating Company generally applies an average of various relevant comparable company EBITDA multiples to the portfolio company's latest twelve month ("LTM") EBITDA or projected EBITDA to calculate portfolio company enterprise value. In applying the market based approach as of June 30, 2013, the Operating Company used the relevant EBITDA ranges set forth in the table below to determine the enterprise value of investments in six of its portfolio companies. The Operating Company believes this was a reasonable range in light of current comparable company trading levels and the specific companies involved.

Income Based Approach: The Operating Company also typically uses a discounted cash flow analysis to estimate the fair value of the investment. Projected cash flows represent the relevant security's contractual interest, fee and principal payments plus the assumption of full principal recovery at the investment's expected maturity date. These cash flows are discounted at a

**Combined Notes to the Consolidated Financial Statements of
New Mountain Finance Holdings, L.L.C.,
the Financial Statements of New Mountain Finance Corporation and the Financial Statements
of New Mountain Finance AIV Holdings Corporation (Continued)**

**June 30, 2013
(in thousands, except units/shares and per unit/share data)
(unaudited)**

Note 4. Fair Value (Continued)

rate established utilizing a yield calibration approach, which incorporates changes in the credit quality (as measured by relevant statistics) of the portfolio company, as compared to changes in the yield associated with comparable credit quality market indices, between the date of origination and the valuation date. In applying the income based approach as of June 30, 2013, the Operating Company used the discount ranges set forth in the table below to value investments in eight of its portfolio companies.

| Type | Fair Value | Approach | EBITDA Range | | | Discount Range | | |
|--------------|------------|-------------------|--------------|------|------------------|----------------|-------|------------------|
| | | | Low | High | Weighted Average | Low | High | Weighted Average |
| First lien | \$ 21,312 | Market and Income | 4.0x | 7.0x | 6.1x | 5.5% | 21.8% | 13.1% |
| Second lien | 38,527 | Market and Income | 5.5x | 7.5x | 6.4x | 10.2% | 11.8% | 11.0% |
| Subordinated | 24,681 | Market and Income | 6.5x | 9.0x | 7.7x | 12.6% | 21.6% | 14.9% |
| Equity | 24,052 | Market and Income | 5.5x | 8.0x | 6.4x | 9.0% | 20.0% | 16.3% |

The Operating Company typically uses a Black Scholes analysis to fair value warrant investments. Input variables used in these analyses include, but are not limited to, stock price, exercise price, expiration date, valuation date, volatility, and discount rate. As of June 30, 2013, warrants had a fair value of \$4,629, which have been excluded from the table above.

Based on a comparison to similar BDC credit facilities, the terms and conditions of the Holdings Credit Facility and the SLF Credit Facility (as defined in Note 7, *Borrowing Facilities*) are representative of market. The carrying values of the Holdings Credit Facility and SLF Credit Facility approximate fair value as of June 30, 2013, as both facilities are continually monitored and examined by both the borrower and the lender. Both facilities were amended and restated during the year ended December 31, 2012 to lower the applicable interest rate spread by 0.25% and to increase the maximum amount of revolving borrowings available under the respective facilities. Additionally for the six months ended June 30, 2013, the Holdings Credit Facility was amended and restated to further increase the maximum amount of revolving borrowings available. See Note 7, *Borrowing Facilities*, for details. The fair value of other financial assets and liabilities approximates their carrying value based on the short term nature of these items. The fair value disclosures discussed in this paragraph are considered Level III.

Fair value risk factors — The Operating Company seeks investment opportunities that offer the possibility of attaining substantial capital appreciation. Certain events particular to each industry in which the Operating Company's portfolio companies conduct their operations, as well as general economic and political conditions, may have a significant negative impact on the operations and profitability of the Operating Company's investments and/or on the fair value of the Operating Company's investments. The Operating Company's investments are subject to the risk of non-payment of scheduled interest or principal, resulting in a reduction in income to the Operating Company and thus the income of NMFC and AIV Holdings, and their corresponding fair valuations. Also, there may be risk associated with the concentration of investments in one geographic region

**Combined Notes to the Consolidated Financial Statements of
New Mountain Finance Holdings, L.L.C.,
the Financial Statements of New Mountain Finance Corporation and the Financial Statements
of New Mountain Finance AIV Holdings Corporation (Continued)**

**June 30, 2013
(in thousands, except units/shares and per unit/share data)
(unaudited)**

Note 4. Fair Value (Continued)

or in certain industries. These events are beyond the control of the Operating Company and cannot be predicted. Furthermore, the ability to liquidate investments and realize value is subject to uncertainties.

Note 5. Agreements

On May 19, 2011, NMFC entered into a joinder agreement with respect to the Limited Liability Company Agreement, as amended and restated, of the Operating Company pursuant to which NMFC was admitted as a member of the Operating Company and agreed to acquire from the Operating Company a number of units of the Operating Company equal to the number of shares of common stock outstanding of NMFC. Additionally on May 19, 2011, in connection with the contribution by Guardian AIV of its units to AIV Holdings, AIV Holdings entered into a joinder agreement with respect to the Limited Liability Company Agreement, as amended and restated, of the Operating Company pursuant to which AIV Holdings was also admitted as a member of the Operating Company.

The Operating Company entered into an investment advisory and management agreement, as amended and restated (the "Investment Management Agreement") with the Investment Adviser. Under the Investment Management Agreement, the Investment Adviser manages the day-to-day operations of, and provides investment advisory services to, the Operating Company. For providing these services, the Investment Adviser receives a fee from the Operating Company, consisting of two components — a base management fee and an incentive fee.

The base management fee is calculated at an annual rate of 1.75% of the Operating Company's gross assets less (i) the borrowings under the SLF Credit Facility (as defined in Note 7, *Borrowing Facilities*) and (ii) cash and cash equivalents. The base management fee is payable quarterly in arrears, and is calculated based on the average value of the Operating Company's gross assets, borrowings under the SLF Credit Facility, and cash and cash equivalents at the end of each of the two most recently completed calendar quarters, and appropriately adjusted on a pro rata basis for any equity capital raises or repurchases during the current calendar quarter.

The incentive fee consists of two parts. The first part is calculated and payable quarterly in arrears and equals 20.0% of the Operating Company's "Pre-Incentive Fee Adjusted Net Investment Income" for the immediately preceding quarter, subject to a "preferred return", or "hurdle", and a "catch-up" feature. "Pre-Incentive Fee Net Investment Income" means interest income, dividend income and any other income (including any other fees (other than fees for providing managerial assistance), such as commitment, origination, structuring, diligence and consulting fees or other fees that the Operating Company receives from portfolio companies) accrued during the calendar quarter, minus the Operating Company's operating expenses for the quarter (including the base management fee, expenses payable under the Administration Agreement, as amended and restated, with the Administrator, and any interest expense and distributions paid on any issued and outstanding preferred membership units (of which there are none as of June 30, 2013), but excluding the incentive fee). Pre-Incentive Fee Net Investment Income includes, in the case of

**Combined Notes to the Consolidated Financial Statements of
New Mountain Finance Holdings, L.L.C.,
the Financial Statements of New Mountain Finance Corporation and the Financial Statements
of New Mountain Finance AIV Holdings Corporation (Continued)**

**June 30, 2013
(in thousands, except units/shares and per unit/share data)
(unaudited)**

Note 5. Agreements (Continued)

investments with a deferred interest feature (such as original issue discount, debt instruments with PIK interest and zero coupon securities), accrued income that the Operating Company has not yet received in cash. Pre-Incentive Fee Net Investment Income does not include any realized capital gains, realized capital losses or unrealized capital appreciation or depreciation.

Under GAAP, NMFC's IPO did not step-up the cost basis of the Operating Company's existing investments to fair market value at the IPO date. Since the total value of the Operating Company's investments at the time of the IPO was greater than the investments' cost basis, a larger amount of amortization of purchase or original issue discount, as well as different amounts in realized gain and unrealized appreciation, may be recognized under GAAP in each period than if the step-up had occurred. This will remain until such predecessor investments are sold or mature in the future. The Operating Company tracks the transferred (or fair market) value of each of its investments as of the time of the IPO and, for purposes of the incentive fee calculation, adjusts Pre-Incentive Fee Net Investment Income to reflect the amortization of purchase or original issue discount on the Operating Company's investments as if each investment was purchased at the date of the IPO, or stepped up to fair market value. This is defined as "Pre-Incentive Fee Adjusted Net Investment Income". The Operating Company also uses the transferred (or fair market) value of each of its investments as of the time of the IPO to adjust capital gains ("Adjusted Realized Capital Gains") or losses ("Adjusted Realized Capital Losses") and unrealized capital appreciation ("Adjusted Unrealized Capital Appreciation") and unrealized capital depreciation ("Adjusted Unrealized Capital Depreciation").

Pre-Incentive Fee Adjusted Net Investment Income, expressed as a rate of return on the value of the Operating Company's net assets at the end of the immediately preceding calendar quarter, will be compared to a "hurdle rate" of 2.0% per quarter (8.0% annualized), subject to a "catch-up" provision measured as of the end of each calendar quarter. The hurdle rate is appropriately pro-rated for any partial periods. The calculation of the Operating Company's incentive fee with respect to the Pre-Incentive Fee Adjusted Net Investment Income for each quarter is as follows:

- No incentive fee is payable to the Investment Adviser in any calendar quarter in which the Operating Company's Pre-Incentive Fee Adjusted Net Investment Income does not exceed the hurdle rate of 2.0% (the "preferred return" or "hurdle").
- 100.0% of the Operating Company's Pre-Incentive Fee Adjusted Net Investment Income with respect to that portion of such Pre-Incentive Fee Adjusted Net Investment Income, if any, that exceeds the hurdle rate but is less than or equal to 2.5% in any calendar quarter (10.0% annualized) is payable to the Investment Adviser. This portion of the Operating Company's Pre-Incentive Fee Adjusted Net Investment Income (which exceeds the hurdle rate but is less than or equal to 2.5%) is referred to as the "catch-up". The catch-up provision is intended to provide the Investment Adviser with an incentive fee of 20.0% on all of the Operating Company's Pre-Incentive Fee Adjusted Net Investment Income as if a hurdle rate did not apply when the Operating Company's Pre-Incentive Fee Adjusted Net Investment Income exceeds 2.5% in any calendar quarter.

**Combined Notes to the Consolidated Financial Statements of
New Mountain Finance Holdings, L.L.C.,
the Financial Statements of New Mountain Finance Corporation and the Financial Statements
of New Mountain Finance AIV Holdings Corporation (Continued)**

June 30, 2013
(in thousands, except units/shares and per unit/share data)
(unaudited)

Note 5. Agreements (Continued)

- 20.0% of the amount of the Operating Company's Pre-Incentive Fee Adjusted Net Investment Income, if any, that exceeds 2.5% in any calendar quarter (10.0% annualized) is payable to the Investment Adviser once the hurdle is reached and the catch-up is achieved.

The second part will be determined and payable in arrears as of the end of each calendar year (or upon termination of the Investment Management Agreement) and will equal 20.0% of the Operating Company's Adjusted Realized Capital Gains, if any, on a cumulative basis from inception through the end of each calendar year, computed net of all Adjusted Realized Capital Losses and Adjusted Unrealized Capital Depreciation on a cumulative basis, less the aggregate amount of any previously paid capital gain incentive fee.

In accordance with GAAP, the Operating Company accrues a hypothetical capital gains incentive fee based upon the cumulative net Adjusted Realized Capital Gains and Adjusted Realized Capital Losses and the cumulative net Adjusted Unrealized Capital Appreciation and Adjusted Unrealized Capital Depreciation on investments held at the end of each period. Actual amounts paid to the Investment Adviser are consistent with the Investment Management Agreement and are based only on actual Adjusted Realized Capital Gains computed net of all Adjusted Realized Capital Losses and Adjusted Unrealized Capital Depreciation on a cumulative basis from inception through the end of each calendar year as if the entire portfolio was sold at fair value.

The Operating Company has revised its presentation of incentive fees on the Consolidated Statements of Assets, Liabilities and Members' Capital and the Consolidated Statements of Operations to disclose the two parts of the incentive fee incurred by the Operating Company for net investment income related incentive fees and capital gains related incentive fees.

The following table summarizes the management fees and incentive fees incurred by the Operating Company for the three and six months ended June 30, 2013 and June 30, 2012.

| | Three months ended | | Six months ended | |
|---|---------------------------|----------------------|-------------------------|----------------------|
| | June 30, 2013 | June 30, 2012 | June 30, 2013 | June 30, 2012 |
| Management fee | \$ 3,727 | \$ 2,606 | \$ 7,295 | \$ 5,120 |
| Incentive fee, excluding accrued capital gains incentive fees | 5,407 | 2,718 | 8,865 | 5,169 |
| Accrued capital gains incentive fees(1) | (1,701) | 53 | 981 | 964 |

- (1) The accrued capital gains incentive fees would be paid by the Operating Company if the Operating Company ceased operations on June 30, 2013 and June 30, 2012, respectively, and liquidated its investments at the valuations as of the respective quarter ends. As of June 30, 2013 and June 30, 2012, no actual capital gains incentive fee was owed under the Investment Management Agreement, as cumulative net Adjusted Realized Capital Gains did not exceed cumulative Adjusted Unrealized Capital Depreciation.

**Combined Notes to the Consolidated Financial Statements of
New Mountain Finance Holdings, L.L.C.,
the Financial Statements of New Mountain Finance Corporation and the Financial Statements
of New Mountain Finance AIV Holdings Corporation (Continued)**

**June 30, 2013
(in thousands, except units/shares and per unit/share data)
(unaudited)**

Note 5. Agreements (Continued)

The Operating Company's Consolidated Statements of Operations below are adjusted as if the step-up in cost basis to fair market value had occurred at the IPO date, May 19, 2011.

The following Statement of Operations for the three and six months ended June 30, 2013 is adjusted to reflect this step-up to fair market value.

| | <u>Three months ended June 30, 2013</u> | <u>Adjustments</u> | <u>Adjusted three months ended June 30, 2013</u> |
|---|---|--------------------|--|
| Investment income | | | |
| Interest income(1) | \$ 27,321 | \$ (214) | \$ 27,107 |
| Dividend income | 6,436 | — | 6,436 |
| Other income | 1,399 | — | 1,399 |
| Total investment income | <u>35,156</u> | <u>(214)</u> | <u>34,942</u> |
| Total net expenses pre-incentive fee(2) | 7,907 | — | 7,907 |
| Pre-Incentive Fee Net Investment Income | <u>27,249</u> | <u>(214)</u> | <u>27,035</u> |
| Incentive fee(3) | 3,706 | — | 3,706 |
| Post-Incentive Fee Net Investment Income | <u>23,543</u> | <u>(214)</u> | <u>23,329</u> |
| Net realized gains on investments | 3,312 | (2,689) | 623 |
| Net change in unrealized (depreciation) appreciation of investments | (12,031) | 2,903 | (9,128) |
| Net increase in capital resulting from operations | <u>\$ 14,824</u> | | <u>\$ 14,824</u> |

(1) Includes \$904 in payment-in-kind interest from investments.

(2) Includes expense waivers and reimbursements of \$836.

(3) For the three months ended June 30, 2013, the Operating Company incurred total incentive fees of \$3,706, of which \$(1,701) related to a reduction in the accrual of the capital gains incentive fees on a hypothetical liquidation basis.

**Combined Notes to the Consolidated Financial Statements of
New Mountain Finance Holdings, L.L.C.,
the Financial Statements of New Mountain Finance Corporation and the Financial Statements
of New Mountain Finance AIV Holdings Corporation (Continued)**

June 30, 2013
(in thousands, except units/shares and per unit/share data)
(unaudited)

Note 5. Agreements (Continued)

| | Six months ended June 30, 2013 | Adjustments | Adjusted six months ended June 30, 2013 |
|---|-----------------------------------|--------------|---|
| Investment income | | | |
| Interest income(1) | \$ 52,364 | \$ (693) | \$ 51,671 |
| Dividend income | 6,433 | — | 6,433 |
| Other income | 1,677 | — | 1,677 |
| Total investment income | 60,474 | (693) | 59,781 |
| Total net expenses pre-incentive fee(2) | 15,458 | — | 15,458 |
| Pre-Incentive Fee Net Investment Income | 45,016 | (693) | 44,323 |
| Incentive fee(3) | 9,846 | — | 9,846 |
| Post-Incentive Fee Net Investment Income | 35,170 | (693) | 34,477 |
| Net realized gains on investments | 4,356 | (3,149) | 1,207 |
| Net change in unrealized (depreciation) appreciation of investments | (141) | 3,842 | 3,701 |
| Net increase in capital resulting from operations | \$ 39,385 | | \$ 39,385 |

(1) Includes \$1,546 in payment-in-kind interest from investments.

(2) Includes expense waivers and reimbursements of \$1,665.

(3) For the six months ended June 30, 2013, the Operating Company incurred total incentive fees of \$9,846, of which \$981 related to capital gains incentive fees on a hypothetical liquidation basis.

**Combined Notes to the Consolidated Financial Statements of
New Mountain Finance Holdings, L.L.C.,
the Financial Statements of New Mountain Finance Corporation and the Financial Statements
of New Mountain Finance AIV Holdings Corporation (Continued)**

June 30, 2013
(in thousands, except units/shares and per unit/share data)
(unaudited)

Note 5. Agreements (Continued)

The following Statement of Operations for the three and six months ended June 30, 2012 is adjusted to reflect the step-up to fair market value.

| | Three months ended June 30, 2012 | Adjustments | Adjusted three months ended June 30, 2012 |
|---|---|--------------------|--|
| Investment income | | | |
| Interest income | \$ 20,124 | \$ (825) | \$ 19,299 |
| Other income | 175 | — | 175 |
| Total investment income | 20,299 | (825) | 19,474 |
| Total net expenses pre-incentive fee(1) | 5,882 | — | 5,882 |
| Pre-Incentive Fee Net Investment Income | 14,417 | (825) | 13,592 |
| Incentive fee(2) | 2,771 | — | 2,771 |
| Post-Incentive Fee Net Investment Income | 11,646 | (825) | 10,821 |
| Net realized gains on investments | 11,968 | (4,504) | 7,464 |
| Net change in unrealized (depreciation) appreciation of investments | (12,529) | 5,329 | (7,200) |
| Net increase in capital resulting from operations | \$ 11,085 | | \$ 11,085 |

(1) Includes expense waivers and reimbursements of \$398.

(2) For the three months ended June 30, 2012, the Operating Company incurred total incentive fees of \$2,771, of which \$53 related to capital gains incentive fees on a hypothetical liquidation basis.

**Combined Notes to the Consolidated Financial Statements of
New Mountain Finance Holdings, L.L.C.,
the Financial Statements of New Mountain Finance Corporation and the Financial Statements
of New Mountain Finance AIV Holdings Corporation (Continued)**

June 30, 2013
(in thousands, except units/shares and per unit/share data)
(unaudited)

Note 5. Agreements (Continued)

| | Six months ended June 30, 2012 | Adjustments | Adjusted six months ended June 30, 2012 |
|---|-----------------------------------|-------------|---|
| Investment income | | | |
| Interest income | \$ 38,725 | \$ (1,848) | \$ 36,877 |
| Other income | 596 | — | 596 |
| Total investment income | 39,321 | (1,848) | 37,473 |
| Total net expenses pre-incentive fee(1) | 11,629 | — | 11,629 |
| Pre-Incentive Fee Net Investment Income | 27,692 | (1,848) | 25,844 |
| Incentive fee(2) | 6,133 | — | 6,133 |
| Post-Incentive Fee Net Investment Income | 21,559 | (1,848) | 19,711 |
| Net realized gains on investments | 12,976 | (5,218) | 7,758 |
| Net change in unrealized appreciation (depreciation) of investments | 216 | 7,066 | 7,282 |
| Net increase in capital resulting from operations | <u>\$ 34,751</u> | | <u>\$ 34,751</u> |

(1) Includes expense waivers and reimbursements of \$948.

(2) For the six months ended June 30, 2012, the Operating Company incurred total incentive fees of \$6,133, of which \$964 related to capital gains incentive fees on a hypothetical liquidation basis.

The Companies have entered into an Administration Agreement, as amended and restated, with the Administrator under which the Administrator provides administrative services. The Administrator performs, or oversees the performance of, the Companies' financial records, prepares reports filed with the Securities and Exchange Commission, generally monitors the payment of the Companies' expenses, and watches the performance of administrative and professional services rendered by others. The Operating Company will reimburse the Administrator for the Companies' allocable portion of overhead and other expenses incurred by the Administrator in performing its obligations to the Companies under the Administration Agreement, as amended and restated. Pursuant to the Administration Agreement, as amended and restated, and further restricted by the Operating Company, expenses payable to the Administrator by the Operating Company as well as other direct and indirect expenses (excluding interest, other credit facility expenses, trading expenses and management and incentive fees) have been capped at \$3,500 for the time period

**Combined Notes to the Consolidated Financial Statements of
New Mountain Finance Holdings, L.L.C.,
the Financial Statements of New Mountain Finance Corporation and the Financial Statements
of New Mountain Finance AIV Holdings Corporation (Continued)**

**June 30, 2013
(in thousands, except units/shares and per unit/share data)
(unaudited)**

Note 5. Agreements (Continued)

from April 1, 2012 to March 31, 2013 and capped at \$4,250 for the time period from April 1, 2013 to March 31, 2014.

The Operating Company has revised its presentation of expenses and expense waivers and reimbursements for the three and six months ended June 30, 2012. Expenses were previously presented net of waivers and reimbursements, which had been included parenthetically. The revised presentation shows total gross expenses with a separate reduction for expense waivers and reimbursements.

The Operating Company incurred the following expenses in excess of the expense cap for the three and six months ended June 30, 2013 and June 30, 2012:

| | Three months ended | | Six months ended | |
|---|---------------------------|----------------------|-------------------------|----------------------|
| | June 30, 2013 | June 30, 2012 | June 30, 2013 | June 30, 2012 |
| Professional fees | \$ 533 | \$ 119 | \$ 1,028 | \$ 365 |
| Administrative expenses | 303 | 279 | 637 | 583 |
| Other general and administrative expenses | — | — | — | — |
| Total expense waivers and reimbursements | <u>\$ 836</u> | <u>\$ 398</u> | <u>\$ 1,665</u> | <u>\$ 948</u> |

As of June 30, 2013, \$533 of the expense waivers and reimbursements was receivable from an affiliate.

The Companies, the Investment Adviser and the Administrator have also entered into a Trademark License Agreement, as amended, with New Mountain Capital, L.L.C., pursuant to which New Mountain Capital, L.L.C. has agreed to grant the Companies, the Investment Adviser and the Administrator, a non-exclusive, royalty-free license to use the "New Mountain" and the "New Mountain Finance" names. Under the Trademark License Agreement, as amended, subject to certain conditions, the Companies, the Investment Adviser and the Administrator will have a right to use the "New Mountain" and "New Mountain Finance" names, for so long as the Investment Adviser or one of its affiliates remains the investment adviser of the Operating Company. Other than with respect to this limited license, the Companies, the Investment Adviser and the Administrator will have no legal right to the "New Mountain" or the "New Mountain Finance" names.

NMFC entered into a Registration Rights Agreement with AIV Holdings, Steven B. Klinsky (the Chairman of the Companies' board of directors), an entity related to Steven B. Klinsky and the Investment Adviser. Subject to several exceptions, AIV Holdings and the Investment Adviser have the right to require NMFC to register for public resale under the Securities Act of 1933, as amended (the "Securities Act of 1933"), all registerable securities that are held by any of them and that they request to be registered. Registerable securities subject to the Registration Rights Agreement are

**Combined Notes to the Consolidated Financial Statements of
New Mountain Finance Holdings, L.L.C.,
the Financial Statements of New Mountain Finance Corporation and the Financial Statements
of New Mountain Finance AIV Holdings Corporation (Continued)**

**June 30, 2013
(in thousands, except units/shares and per unit/share data)
(unaudited)**

Note 5. Agreements (Continued)

shares of NMFC's common stock issued or issuable in exchange for units and any other shares of NMFC's common stock held by AIV Holdings, the Investment Adviser and any of their transferees. The rights under the Registration Rights Agreement can be conditionally exercised by AIV Holdings or the Investment Adviser, meaning that prior to the effectiveness of the registration statement related to the shares, AIV Holdings or the Investment Adviser can withdraw their request to have the shares registered. AIV Holdings and the Investment Adviser may each assign their rights to any person that acquires registerable securities subject to the Registration Rights Agreement and who agrees to be bound by the terms of the Registration Rights Agreement. Steven B. Klinsky and a related entity will have the right to "piggyback", or include their own registerable securities in such a registration. Shares held by AIV Holdings and Steven B. Klinsky were registered on a shelf registration statement on Form N-2.

AIV Holdings and the Investment Adviser may require NMFC to use its reasonable best efforts to register under the Securities Act of 1933 all or any portion of these registerable securities upon a "demand request". The demand registration rights are subject to certain limitations.

The Registration Rights Agreement includes limited blackout and suspension periods. In addition, AIV Holdings and the Investment Adviser may also require NMFC to file a shelf registration statement on Form N-2 for the resale of their registerable securities if NMFC is eligible to use Form N-2 at that time.

Holders of registerable securities have "piggyback" registration rights, including AIV Holdings, which means that these holders may include their respective shares in any future registrations of NMFC's equity securities, whether or not that registration relates to a primary offering by NMFC or a secondary offering by or on behalf of any of NMFC's stockholders. AIV Holdings, the Investment Adviser and Steven B. Klinsky (and a related entity) have priority over NMFC in any registration that is an underwritten offering.

AIV Holdings, the Investment Adviser and Steven B. Klinsky (and a related entity) will be responsible for the expenses of any demand registration (including underwriters' discounts or commissions) and their pro-rata share of any "piggyback" registration. NMFC has agreed to indemnify AIV Holdings, the Investment Adviser and Steven B. Klinsky (and a related entity) with respect to liabilities resulting from untrue statements or omissions in any registration statement filed pursuant to the Registration Rights Agreement, other than untrue statements or omissions resulting from information furnished to NMFC by such parties. AIV Holdings, the Investment Adviser and Steven B. Klinsky (and a related entity) have also agreed to indemnify NMFC with respect to liabilities resulting from untrue statements or omissions furnished by them to NMFC relating to them in any registration statement.

Note 6. Related Parties

The Companies have entered into a number of business relationships with affiliated or related parties. NMFC and AIV Holdings own all the outstanding units of the Operating Company. As of

**Combined Notes to the Consolidated Financial Statements of
New Mountain Finance Holdings, L.L.C.,
the Financial Statements of New Mountain Finance Corporation and the Financial Statements
of New Mountain Finance AIV Holdings Corporation (Continued)**

**June 30, 2013
(in thousands, except units/shares and per unit/share data)
(unaudited)**

Note 6. Related Parties (Continued)

June 30, 2013, NMFC and AIV Holdings owned approximately 85.3% and 14.7%, respectively, of the units of the Operating Company.

The Operating Company has entered into the Investment Management Agreement with the Investment Adviser, a wholly-owned subsidiary of New Mountain Capital. Therefore, New Mountain Capital is entitled to any profits earned by the Investment Adviser, which includes any fees payable to the Investment Adviser under the terms of the Investment Management Agreement, less expenses incurred by the Investment Adviser in performing its services under the Investment Management Agreement.

The Companies have entered into an Administration Agreement, as amended and restated, with the Administrator, a wholly-owned subsidiary of New Mountain Capital. The Administrator arranges office space for the Companies and provides office equipment and administrative services necessary to conduct their respective day-to-day operations pursuant to the Administration Agreement, as amended and restated. The Operating Company reimburses the Administrator for the allocable portion of overhead and other expenses incurred by it in performing its obligations to the Companies under the Administration Agreement, as amended and restated, including rent, the fees and expenses associated with performing administrative, finance and compliance functions, and the compensation of the Companies' chief financial officer and chief compliance officer and their respective staffs. Pursuant to the Administration Agreement, as amended and restated, and further restricted by the Operating Company, expenses payable to the Administrator by the Operating Company as well as other direct and indirect expenses (excluding interest, other credit facility expenses, trading expenses and management and incentive fees) have been capped at \$3,500 for the time period from April 1, 2012 to March 31, 2013 and capped at \$4,250 for the time period from April 1, 2013 to March 31, 2014.

The Companies, the Investment Adviser and the Administrator have entered into a royalty-free Trademark License Agreement, as amended, with New Mountain Capital, L.L.C., pursuant to which New Mountain Capital, L.L.C. has agreed to grant the Companies, the Investment Adviser and the Administrator, a non-exclusive, royalty-free license to use the name "New Mountain" and "New Mountain Finance".

The Companies have adopted a formal code of ethics that governs the conduct of their respective officers and directors. These officers and directors also remain subject to the duties imposed by the 1940 Act, the Delaware General Corporation Law and the Delaware Limited Liability Company Act.

The Investment Adviser and its affiliates may also manage other funds in the future that may have investment mandates that are similar, in whole and in part, with the Operating Company' investment mandates. The Investment Adviser and its affiliates may determine that an investment is appropriate for the Operating Company and for one or more of those other funds. In such event, depending on the availability of such investment and other appropriate factors, the Investment Adviser or its affiliates may determine that the Operating Company should invest side-by-side with

**Combined Notes to the Consolidated Financial Statements of
New Mountain Finance Holdings, L.L.C.,
the Financial Statements of New Mountain Finance Corporation and the Financial Statements
of New Mountain Finance AIV Holdings Corporation (Continued)**

**June 30, 2013
(in thousands, except units/shares and per unit/share data)
(unaudited)**

Note 6. Related Parties (Continued)

one or more other funds. Any such investments will be made only to the extent permitted by applicable law and interpretive positions of the Securities and Exchange Commission and its staff, and consistent with the Investment Adviser's allocation procedures.

Concurrently with the IPO, NMFC sold an additional 2,172,000 shares of its common stock to certain executives and employees of, and other individuals affiliated with, New Mountain Capital in the Concurrent Private Placement.

Note 7. Borrowing Facilities

Holdings Credit Facility — The Loan and Security Agreement, as amended and restated, dated May 19, 2011 (the "Holdings Credit Facility") among the Operating Company as the Borrower and Collateral Administrator, Wells Fargo Securities, L.L.C. as the Administrative Agent, and Wells Fargo Bank, National Association, as the Collateral Custodian, is structured as a revolving credit facility and matures on October 27, 2016, as amended on May 8, 2012. The Operating Company became a party to the Holdings Credit Facility upon the IPO of NMFC. The Holdings Credit Facility amends and restates the credit facility of the Predecessor Entities (the "Predecessor Credit Facility").

The maximum amount of revolving borrowings available under the Holdings Credit Facility is \$250,000, as amended on June 24, 2013. As of June 30, 2013, the Operating Company was permitted to borrow up to 45.0% or 25.0% of the purchase price of pledged first lien or non-first lien debt securities, and up to 70.0% and 45.0% of the purchase price of specified first lien debt securities and specified non-first lien debt securities, respectively, subject to approval by Wells Fargo Bank, National Association. The Holdings Credit Facility is collateralized by all of the investments of the Operating Company on an investment by investment basis. All fees associated with the origination or upsizing of the Holdings Credit Facility are capitalized on the Operating Company's Consolidated Statement of Assets, Liabilities, and Members' Capital and charged against income as other credit facility expenses over the life of the Holdings Credit Facility. The Holdings Credit Facility contains certain customary affirmative and negative covenants and events of default, including the occurrence of a change in control. In addition, the Holdings Credit Facility requires the Operating Company to maintain a minimum asset coverage ratio. However, the covenants are generally not tied to mark to market fluctuations in the prices of the Operating Company's investments, but rather to the performance of the underlying portfolio companies.

The Holdings Credit Facility bears interest at a rate of the London Interbank Offered Rate ("LIBOR") plus 2.75% per annum, as amended on May 8, 2012, and charges a non-usage fee, based on the unused facility amount multiplied by the Non-Usage Fee Rate (as defined in the credit agreement).

**Combined Notes to the Consolidated Financial Statements of
New Mountain Finance Holdings, L.L.C.,
the Financial Statements of New Mountain Finance Corporation and the Financial Statements
of New Mountain Finance AIV Holdings Corporation (Continued)**

June 30, 2013
(in thousands, except units/shares and per unit/share data)
(unaudited)

Note 7. Borrowing Facilities (Continued)

The following table summarizes the interest expense and non-usage fees incurred by the Operating Company on the Holdings Credit Facility for the three and six months ended June 30, 2013 and June 30, 2012.

| | <u>Three months ended</u> | | <u>Six months ended</u> | |
|--------------------------------|---------------------------|----------------------|-------------------------|----------------------|
| | <u>June 30, 2013</u> | <u>June 30, 2012</u> | <u>June 30, 2013</u> | <u>June 30, 2012</u> |
| Interest expense | \$ 1,408 | \$ 1,051 | \$ 2,877 | \$ 2,113 |
| Non-usage fee | 54 | 34 | 69 | 73 |
| Weighted average interest rate | 2.9% | 3.1% | 3.0% | 3.2% |
| Average debt outstanding | \$ 189,027 | \$ 134,099 | \$ 193,936 | \$ 131,527 |

As of June 30, 2013 and December 31, 2012, the outstanding balance on the Holdings Credit Facility was \$209,436 and \$206,938, respectively, and the Operating Company was not aware of any instances of non-compliance related to the Holdings Credit Facility on such dates.

SLF Credit Facility — NMF SLF's Loan and Security Agreement, as amended and restated, dated October 27, 2010 (the "SLF Credit Facility") among NMF SLF as the Borrower, the Operating Company as the Collateral Administrator, Wells Fargo Securities, L.L.C. as the Administrative Agent, and Wells Fargo Bank, National Association, as the Collateral Custodian, is structured as a revolving credit facility and matures on October 27, 2016, as amended on May 8, 2012. The maximum amount of revolving borrowings available under the SLF Credit Facility is \$215,000, as amended on December 18, 2012. The loan is non-recourse to the Operating Company and secured by all assets owned by the borrower on an investment by investment basis. All fees associated with the origination or upsizing of the SLF Credit Facility are capitalized on the Consolidated Statement of Assets, Liabilities, and Members' Capital and charged against income as other credit facility expenses over the life of the SLF Credit Facility. The SLF Credit Facility contains certain customary affirmative and negative covenants and events of default, including the occurrence of a change in control. The covenants are generally not tied to mark to market fluctuations in the prices of our investments, but rather to the performance of the underlying portfolio companies. Due to an amendment to the SLF Credit Facility on October 27, 2011, NMF SLF is no longer restricted from the purchase or sale of loans with an affiliate. Therefore, specified loans can be moved as collateral between the Holdings Credit Facility and the SLF Credit Facility.

As of June 30, 2013, the SLF Credit Facility permits borrowings of up to 70.0% of the purchase price of pledged first lien debt securities and up to 25.0% of the purchase price of specified second lien loans, of which, up to 25.0% of the aggregate outstanding loan balance of all pledged debt securities in the SLF Credit Facility is allowed to be derived from second lien loans, subject to approval by Wells Fargo Bank, National Association, as amended on March 11, 2013. The amendment does not increase the amount of borrowings permitted under the SLF Credit Facility.

**Combined Notes to the Consolidated Financial Statements of
New Mountain Finance Holdings, L.L.C.,
the Financial Statements of New Mountain Finance Corporation and the Financial Statements
of New Mountain Finance AIV Holdings Corporation (Continued)**

**June 30, 2013
(in thousands, except units/shares and per unit/share data)
(unaudited)**

Note 7. Borrowing Facilities (Continued)

The SLF Credit Facility bears interest at a rate of LIBOR plus 2.00% per annum for first lien loans and 2.75% for second lien loans, respectively, as amended on March 11, 2013. A non-usage fee is paid, based on the unused facility amount multiplied by the Non-Usage Fee Rate (as defined in the credit agreement).

The following table summarizes the interest expense and non-usage fees incurred by the Operating Company on the SLF Credit Facility for the three and six months ended June 30, 2013 and June 30, 2012.

| | <u>Three months ended</u> | | <u>Six months ended</u> | |
|--------------------------------|---------------------------|----------------------|-------------------------|----------------------|
| | <u>June 30, 2013</u> | <u>June 30, 2012</u> | <u>June 30, 2013</u> | <u>June 30, 2012</u> |
| Interest expense | \$ 1,234 | \$ 996 | \$ 2,420 | \$ 2,087 |
| Non-usage fee | 1 | 9 | 2 | 12 |
| Weighted average interest rate | 2.3% | 2.3% | 2.2% | 2.4% |
| Average debt outstanding | \$ 214,479 | \$ 168,123 | \$ 214,405 | \$ 170,107 |

As of June 30, 2013 and December 31, 2012, the outstanding balance on the SLF Credit Facility was \$207,100 and \$214,262, respectively, and NMF SLF was not aware of any instances of non-compliance related to the SLF Credit Facility on such dates.

Leverage risk factors — The Operating Company utilizes and may utilize leverage to the maximum extent permitted by the law for investment and other general business purposes. The Operating Company's lenders will have fixed dollar claims on certain assets that are superior to the claims of the Operating Company's unit holders, and therefore NMFC's common stockholders, and the Operating Company would expect such lenders to seek recovery against these assets in the event of a default. The use of leverage also magnifies the potential for gain or loss on amounts invested. Leverage may magnify interest rate risk (particularly on the Operating Company's fixed-rate investments), which is the risk that the prices of portfolio investments will fall or rise if market interest rates for those types of securities rise or fall. As a result, leverage may cause greater changes in the Operating Company's net asset value. Similarly, leverage may cause a sharper decline in the Operating Company's income than if the Operating Company had not borrowed. Such a decline could negatively affect the Operating Company's ability to make dividend payments to its unit holders. Leverage is generally considered a speculative investment technique. The Operating Company's ability to service any debt incurred will depend largely on financial performance and will be subject to prevailing economic conditions and competitive pressures.

**Combined Notes to the Consolidated Financial Statements of
New Mountain Finance Holdings, L.L.C.,
the Financial Statements of New Mountain Finance Corporation and the Financial Statements
of New Mountain Finance AIV Holdings Corporation (Continued)**

**June 30, 2013
(in thousands, except units/shares and per unit/share data)
(unaudited)**

Note 8. Regulation

NMFC and AIV Holdings have elected to be treated, and intend to comply with the requirements to continue to qualify annually, as RICs under Subchapter M of the Code. In order to continue to qualify as RICs, among other things, NMFC and AIV Holdings are required to timely distribute to their stockholders at least 90.0% of investment company taxable income, as defined by the Code, for each year. NMFC and AIV Holdings, among other things, intend to make and continue to make the requisite distributions to their stockholders, which will generally relieve NMFC and AIV Holdings from U.S. federal, state, and local income taxes (excluding excise taxes which may be imposed under the Code). However, under certain circumstances, the distributions that the Operating Company makes to its members may not be sufficient for AIV Holdings to satisfy the annual distribution requirement necessary for AIV Holdings to continue to qualify as a RIC. In that case, it is expected that Guardian AIV would consent to be treated as if it received distributions from AIV Holdings sufficient to satisfy the annual distribution requirement. Guardian AIV would be required to include the consent dividend in its taxable income as dividend from AIV Holdings, which would result in phantom (i.e., non-cash) taxable income to Guardian AIV.

Additionally as BDCs, the Companies must not acquire any assets other than "qualifying assets" specified in the 1940 Act unless, at the time the acquisition is made, at least 70.0% of its total assets are qualifying assets (with certain limited exceptions).

Note 9. Commitments and Contingencies

In the normal course of business, the Companies may enter into contracts that contain a variety of representations and warranties and which provide general indemnifications. The Operating Company may also enter into future funding commitments such as revolving credit facilities, bridge financing commitments, or delayed draw commitments. As of June 30, 2013, the Operating Company had unfunded commitments on revolving credit facilities of \$10,500 and no outstanding bridge financing commitments or other future funding commitments, all of which are disclosed on the Operating Company's Consolidated Schedule of Investments. As of December 31, 2012, the Operating Company had unfunded commitments on revolving credit facilities of \$10,500 and no outstanding bridge financing commitments or other future funding commitments, all of which are disclosed on the Operating Company's Consolidated Schedule of Investments.

The Operating Company also has revolving borrowings available under the Holdings Credit Facility and the SLF Credit Facility as of June 30, 2013. See Note 7, *Borrowing Facilities*, for details.

The Operating Company may from time to time enter into financing commitment letters. As of June 30, 2013 and December 31, 2012, the Operating Company did not enter into any commitment letters to purchase debt investments, which could require funding in the future.

**Combined Notes to the Consolidated Financial Statements of
New Mountain Finance Holdings, L.L.C.,
the Financial Statements of New Mountain Finance Corporation and the Financial Statements
of New Mountain Finance AIV Holdings Corporation (Continued)**

June 30, 2013

(in thousands, except units/shares and per unit/share data)
(unaudited)

Note 10. Stockholders' Equity

The table below illustrates the effect of certain transactions on the capital accounts of NMFC:

| | Common Stock | | Paid in Capital in Excess of Par | Undistributed Net Investment Income | Accumulated Undistributed Net Realized Gains (Losses) | Net Unrealized Appreciation (Depreciation) | Total Stockholders' Equity |
|--|-------------------|---------------|--|---|--|--|----------------------------------|
| | Shares | Par Amount | | | | | |
| Balance at December 31, 2012 | 24,326,251 | \$ 243 | \$ 335,487 | \$ — | \$ 952 | \$ 5,244 | \$ 341,926 |
| Issuances of common stock | 13,822,297 | 138 | 196,762 | — | — | — | 196,900 |
| Deferred offering costs allocated from New Mountain Finance Holdings, L.L.C. | — | — | (203) | — | — | — | (203) |
| Dividends declared | — | — | — | (18,931) | — | — | (18,931) |
| Net increase (decrease) in stockholders' equity resulting from operations | — | — | — | 24,892 | 3,164 | (1,548) | 26,508 |
| Balance at June 30, 2013 | <u>38,148,548</u> | <u>\$ 381</u> | <u>\$ 532,046</u> | <u>\$ 5,961</u> | <u>\$ 4,116</u> | <u>\$ 3,696</u> | <u>\$ 546,200</u> |

The table below illustrates the effect of certain transactions on the capital accounts of AIV Holdings:

| | Common Stock | | Paid in Capital in Excess of Par | Undistributed Net Investment Income | Distributions In Excess of Net Realized (Losses) Gains | Net Unrealized Appreciation (Depreciation) | Total Stockholders' Equity |
|--|--------------|----------------|--|---|---|--|----------------------------------|
| | Shares | Par Amount | | | | | |
| Balance at December 31, 2012 | 100 | \$ —(1) | \$ 244,015 | \$ — | \$ (6,676) | \$ (9,326) | \$ 228,013 |
| Deferred offering costs allocated from New Mountain Finance Holdings, L.L.C. | — | — | (45) | — | — | — | (45) |
| Dividends declared | — | — | — | (9,365) | — | — | (9,365) |
| Distribution to New Mountain Guardian AIV, L.P. | — | — | (134,699) | — | — | — | (134,699) |
| Net increase (decrease) in stockholders' equity resulting from operations | — | — | (10,451) | 10,278 | 1,192 | 9,172 | 10,191 |
| Balance at June 30, 2013 | <u>100</u> | <u>\$ —(1)</u> | <u>\$ 98,820</u> | <u>\$ 913</u> | <u>\$ (5,484)</u> | <u>\$ (154)</u> | <u>\$ 94,095</u> |

(1) As of June 30, 2013 and December 31, 2012, the par amount of the total common stock was \$1.

**Combined Notes to the Consolidated Financial Statements of
New Mountain Finance Holdings, L.L.C.,
the Financial Statements of New Mountain Finance Corporation and the Financial Statements
of New Mountain Finance AIV Holdings Corporation (Continued)**

June 30, 2013
(in thousands, except units/shares and per unit/share data)
(unaudited)

Note 11. Earnings Per Share

The following information sets forth the computation of basic and diluted net increase in NMFC's net assets per share resulting from operations for the three and six months ended June 30, 2013 and June 30, 2012:

| | Three months ended | | Six months ended | |
|--|---------------------------|----------------------|-------------------------|----------------------|
| | June 30, 2013 | June 30, 2012 | June 30, 2013 | June 30, 2012 |
| Numerator for basic earnings per share: | \$ 10,992 | \$ 3,835 | \$ 26,508 | \$ 12,023 |
| Denominator for basic weighted average share: | 32,289,758 | 10,697,691 | 28,797,837 | 10,697,691 |
| Basic earnings per share: | \$ 0.34 | \$ 0.36 | \$ 0.92 | \$ 1.12 |
| Numerator for diluted earnings per share(a): | \$ 14,824 | \$ 11,085 | \$ 39,385 | \$ 34,751 |
| Denominator for diluted weighted average share(b): | 42,933,124 | 30,919,629 | 41,890,217 | 30,919,629 |
| Diluted earnings per share: | \$ 0.35 | \$ 0.36 | \$ 0.94 | \$ 1.12 |

- (a) Includes the full income at the Operating Company for the period.
- (b) Assumes AIV Holdings exchanges its units in the Operating Company for public shares of NMFC as of June 30, 2013 and June 30, 2012, respectively (see Note 1, *Formation and Business Purpose*).

**Combined Notes to the Consolidated Financial Statements of
New Mountain Finance Holdings, L.L.C.,
the Financial Statements of New Mountain Finance Corporation and the Financial Statements
of New Mountain Finance AIV Holdings Corporation (Continued)**

**June 30, 2013
(in thousands, except units/shares and per unit/share data)
(unaudited)**

Note 12. Financial Highlights

The following information sets forth the financial highlights for the Operating Company for the respective six months ended June 30, 2013 and June 30, 2012.

| | Six months ended | |
|--|-------------------------|----------------------|
| | June 30, 2013 | June 30, 2012 |
| Total return based on net asset value(a) | 6.76% | 8.34% |
| Average net assets for the period | \$ 597,124 | \$ 427,504 |
| Ratio to average net assets(b): | | |
| Net investment income | 11.88% | 10.14% |
| Total expenses, before waivers/reimbursements | 9.11% | 8.80% |
| Total expenses, net of waivers/reimbursements | 8.55% | 8.36% |
| Net assets, end of period | \$ 640,295 | \$ 427,735 |
| Average debt outstanding — Holdings Credit Facility | \$ 193,936 | \$ 131,527 |
| Average debt outstanding — SLF Credit Facility | \$ 214,405 | \$ 170,107 |
| Weighted average common membership units outstanding | 41,890,217 | 30,919,629 |
| Asset coverage ratio | 253.72% | 237.15% |
| Portfolio turnover | 19.53% | 27.45% |

(a) Total return is calculated assuming a purchase at net asset value on the opening of the first day of the year and a sale at net asset value on the last day of the period. Dividends and distributions, if any, are assumed for purposes of this calculation, to be reinvested at the net asset value on the last day of the respective quarter.

(b) Ratio to average net assets has been annualized.

| | Six months ended | |
|--|-------------------------|----------------------|
| | June 30, 2013 | June 30, 2012 |
| Per unit data for the Operating Company(a): | | |
| Net asset value, January 1, 2013 and January 1, 2012, respectively | \$ 14.06 | \$ 13.60 |
| Net investment income | 0.84 | 0.70 |
| Net realized and unrealized gains (losses) | 0.10 | 0.42 |
| Dividends from net investment income | (0.68) | (0.89) |
| Net increase in net assets resulting from operations | 0.26 | 0.23 |
| Net asset value, June 30, 2013 and June 30, 2012, respectively | <u>\$ 14.32</u> | <u>\$ 13.83</u> |

(a) Per unit data is based on weighted average common membership units outstanding.

**Combined Notes to the Consolidated Financial Statements of
New Mountain Finance Holdings, L.L.C.,
the Financial Statements of New Mountain Finance Corporation and the Financial Statements
of New Mountain Finance AIV Holdings Corporation (Continued)**

**June 30, 2013
(in thousands, except units/shares and per unit/share data)
(unaudited)**

Note 12. Financial Highlights (Continued)

The following information sets forth the financial highlights for NMFC for the six months ended June 30, 2013 and June 30, 2012. The ratios to average net assets have been annualized.

| | <u>Six months ended</u> | |
|---|-------------------------|----------------------|
| | <u>June 30, 2013</u> | <u>June 30, 2012</u> |
| Per share data(a): | | |
| Net asset value, January 1, 2013 and January 1, 2012, respectively | \$ 14.06 | \$ 13.60 |
| Net increase (decrease) in net assets resulting from operations allocated from New Mountain Finance Holdings, L.L.C.: | | |
| Net investment income | 0.84 | 0.70 |
| Net realized and unrealized gains (losses) | 0.10 | 0.42 |
| Total net increase | 0.94 | 1.12 |
| Dividends declared | (0.68) | (0.89) |
| Net asset value, June 30, 2013 and June 30, 2012, respectively | \$ 14.32 | \$ 13.83 |
| Per share market value, June 30, 2013 and June 30, 2012, respectively | \$ 14.16 | \$ 14.19 |
| Total return based on market value(b) | (0.42)% | 12.57% |
| Total return based on net asset value(c) | 6.76% | 8.34% |
| Shares outstanding at end of period | 38,148,548 | 10,697,691 |
| Average weighted shares outstanding for the period | 28,797,837 | 10,697,691 |
| Average net assets for the period | \$ 410,769 | \$ 147,909 |
| Ratio to average net assets(d): | | |
| Total expenses allocated from New Mountain Finance Holdings, L.L.C. | 8.55% | 8.36% |
| Net investment income allocated from New Mountain Finance Holdings, L.L.C. | 11.88% | 10.14% |

- (a) Per share data is based on the summation of the per share results of operations items over the outstanding shares for the period in which the respective line items were realized or earned.
- (b) Total return is calculated assuming a purchase of common stock at the opening of the first day of the year and a sale on the closing of the last business day of the period. Dividends and distributions, if any, are assumed for purposes of this calculation, to be reinvested at prices obtained under NMFC's dividend reinvestment plan.
- (c) Total return is calculated assuming a purchase at net asset value on the opening of the first day of the period and a sale at net asset value on the last day of the period. Dividends and

**Combined Notes to the Consolidated Financial Statements of
New Mountain Finance Holdings, L.L.C.,
the Financial Statements of New Mountain Finance Corporation and the Financial Statements
of New Mountain Finance AIV Holdings Corporation (Continued)**

June 30, 2013
(in thousands, except units/shares and per unit/share data)
(unaudited)

Note 12. Financial Highlights (Continued)

distributions, if any, are assumed for purposes of this calculation, to be reinvested at the net asset value on the last day of the respective quarter.

- (d) Ratio to average net assets for the six months ended June 30, 2013 is based on the summation of the results of operations items over the net assets for the period in which the respective line items were realized or earned.

The following information sets forth the financial highlights for AIV Holdings for the six months ended June 30, 2013 and June 30, 2012. The ratios to average net assets have been annualized.

| | Six months ended | |
|--|-------------------------|----------------------|
| | June 30, 2013 | June 30, 2012 |
| Total return based on net asset value(a) | 5.00% | 8.34% |
| Average net assets for the period | \$ 186,355 | \$ 279,594 |
| Ratio to average net assets(b): | | |
| Total expenses allocated from New Mountain Finance Holdings, L.L.C. | 8.55% | 8.36% |
| Net investment income allocated from New Mountain Finance Holdings, L.L.C. | 11.88% | 10.14% |

- (a) Total return is calculated assuming a purchase at net asset value on the opening of the first day of the period and a sale at net asset value on the last day of the period. Dividends and distributions, if any, are assumed for purposes of this calculation, to be reinvested at net asset value on the last day of the respective quarter.
- (b) Ratio to average net assets for the six months ended June 30, 2013 is based on the summation of the results of operations items over the net assets for the period in which the respective line items were realized or earned.

Note 13. Subsequent Events

On August 7, 2013, the Operating Company's board of directors, and subsequently NMFC's board of directors, declared a third quarter 2013 distribution of \$0.34 per unit/share payable on September 30, 2013 to holders of record as of September 16, 2013. Subsequently, AIV Holdings' board of directors declared a dividend payable on September 30, 2013 to holders of record as of September 16, 2013 in an amount equal to \$0.34 per unit multiplied by the total number of units owned by AIV Holdings of the Operating Company as of the record date.

On August 7, 2013, the Operating Company's board of directors, and subsequently NMFC's board of directors, declared a special distribution of \$0.12 per unit/share payable on August 30, 2013 to holders of record as of August 20, 2013. Subsequently, AIV Holdings' board of directors declared a dividend payable on August 30, 2013 to holders of record as of August 20, 2013 in an amount equal to \$0.12 per unit multiplied by the total number of units owned by AIV Holdings of the Operating Company as of the record date.

REPORT OF INDEPENDENT REGISTERED PUBLIC ACCOUNTING FIRM

To the Boards of Directors of
New Mountain Finance Holdings, L.L.C.,
New Mountain Finance Corporation and
New Mountain Finance AIV Holdings Corporation
New York, New York

We have reviewed the accompanying Consolidated Statement of Assets, Liabilities and Members' Capital of New Mountain Finance Holdings, L.L. C., as of June 30, 2013, including the Consolidated Schedule of Investments and the related Consolidated Statements of Operations for the three and six month periods ended June 30, 2013 and 2012, and the Consolidated Statements of Changes in Members' Capital, and Cash Flows for the six month periods ended June 30, 2013 and 2012. Also, we have reviewed the Statements of Assets and Liabilities of New Mountain Finance Corporation and New Mountain Finance AIV Holdings Corporation as of June 30, 2013, and the related Statements of Operations for the three and six month periods ended June 30, 2013 and 2012, and for the Statements of Changes in Net Assets and Cash Flows for the six month periods ended June 30, 2013 and 2012. These interim financial statements are the responsibility of the management of New Mountain Finance Holdings, L.L.C., New Mountain Finance Corporation and New Mountain Finance AIV Holdings Corporation.

We conducted our reviews in accordance with the standards of the Public Company Accounting Oversight Board (United States). A review of interim financial information consists principally of applying analytical procedures and making inquiries of persons responsible for financial and accounting matters. It is substantially less in scope than an audit conducted in accordance with the standards of the Public Company Accounting Oversight Board (United States), the objective of which is the expression of an opinion regarding the financial statements taken as a whole. Accordingly, we do not express such an opinion.

Based on our reviews, we are not aware of any material modifications that should be made to such interim financial statements for them to be in conformity with accounting principles generally accepted in the United States of America.

We have previously audited, in accordance with the standards of the Public Company Accounting Oversight Board (United States), the Consolidated Statement of Assets, Liabilities and Members' Capital of New Mountain Finance Holdings, L.L.C., including the Consolidated Schedule of Investments as of December 31, 2012 and the related Consolidated Statements of Operations, Changes in Members' Capital, and Cash Flows for the year then ended (not presented herein), and the Statements of Assets and Liabilities of New Mountain Finance Corporation and New Mountain Finance AIV Holdings Corporation as of December 31, 2012, the related Statements of Operations, Changes in Net Assets, and Cash Flows for the year then ended (not presented herein); and in our report dated March 6, 2013, we expressed unqualified opinions on those financial statements. In our opinion, the information set forth in the accompanying Consolidated Statement of Assets, Liabilities and Members' Capital of New Mountain Finance Holdings, L.L.C., including the Consolidated Schedule of Investments, and the Statements of Assets and Liabilities of New Mountain Finance Corporation and New Mountain Finance AIV Holdings Corporation as of December 31, 2012 is fairly stated, in all material respects, in relation to the Consolidated Statement of Assets, Liabilities, and Members' Capital of New Mountain Finance Holdings, L.L.C., including the Consolidated Schedules of Investments, and the Statements of Assets and Liabilities of New Mountain Finance Corporation and New Mountain Finance AIV Holdings Corporation from which they have been derived.

DELOITTE & TOUCHE LLP

New York, New York
August 7, 2013

New Mountain Finance Holdings, L.L.C.

Consolidated Statements of Assets, Liabilities and Members' Capital
(in thousands, except units and per unit data)

| | March 31, 2013 (unaudited) | December 31, 2012 |
|---|----------------------------------|----------------------|
| Assets | | |
| Investments at fair value (cost of \$1,005,399 and \$976,243, respectively) | \$ 1,030,866 | \$ 989,820 |
| Cash and cash equivalents | 15,878 | 12,752 |
| Interest and dividend receivable | 9,549 | 6,340 |
| Deferred credit facility costs (net of accumulated amortization of \$2,373 and \$2,016, respectively) | 5,386 | 5,490 |
| Receivable from affiliate | 495 | 534 |
| Receivable from unsettled securities sold | — | 9,962 |
| Other assets | 1,244 | 666 |
| Total assets | \$ 1,063,418 | \$ 1,025,564 |
| Liabilities | | |
| Holdings Credit Facility | 215,163 | 206,938 |
| SLF Credit Facility | 215,000 | 214,262 |
| Incentive fee payable | 10,547 | 7,797 |
| Management fee payable | 3,568 | 3,222 |
| Dividends payable | 5,516 | 11,192 |
| Interest payable | 810 | 712 |
| Payable to affiliate | 5 | — |
| Payable for unsettled securities purchased | — | 9,700 |
| Other liabilities | 2,331 | 1,802 |
| Total liabilities | 452,940 | 455,625 |
| Members' Capital | 610,478 | 569,939 |
| Total liabilities and members' capital | \$ 1,063,418 | \$ 1,025,564 |
| Outstanding common membership units | 42,646,598 | 40,548,189 |
| Capital per unit | \$ 14.31 | \$ 14.06 |

The accompanying notes are an integral part of these consolidated financial statements.

New Mountain Finance Holdings, L.L.C.**Consolidated Statements of Operations
(in thousands)
(unaudited)**

| | Three months ended | |
|---|---------------------------|-----------------------|
| | March 31, 2013 | March 31, 2012 |
| Investment income | | |
| Interest income | \$ 25,043 | \$ 18,601 |
| Other income | 275 | 421 |
| Total investment income | <u>25,318</u> | <u>19,022</u> |
| Expenses | | |
| Incentive fee | 6,140 | 3,361 |
| Management fee | 3,568 | 2,514 |
| Interest and other credit facility expenses | 3,071 | 2,483 |
| Administrative expenses (net of reimbursable expenses of \$334 and \$304, respectively) | 425 | 252 |
| Professional fees (net of reimbursable expenses of \$495 and \$246, respectively) | 77 | 202 |
| Other general and administrative expenses | 410 | 297 |
| Total expenses | <u>13,691</u> | <u>9,109</u> |
| Net investment income | <u>11,627</u> | <u>9,913</u> |
| Net realized gains on investments | 1,044 | 1,007 |
| Net change in unrealized appreciation (depreciation) of investments | 11,890 | 12,747 |
| Net increase in members' capital resulting from operations | <u>\$ 24,561</u> | <u>\$ 23,667</u> |

The accompanying notes are an integral part of these consolidated financial statements.

New Mountain Finance Holdings, L.L.C.**Consolidated Statements of Changes in Members' Capital
(in thousands)
(unaudited)**

| | Three months ended | |
|---|---------------------------|-----------------------|
| | March 31, 2013 | March 31, 2012 |
| Increase in members' capital resulting from operations: | | |
| Net investment income | \$ 11,627 | \$ 9,913 |
| Net realized gains on investments | 1,044 | 1,007 |
| Net change in unrealized appreciation (depreciation) of investments | 11,890 | 12,747 |
| Net increase in members' capital resulting from operations | 24,561 | 23,667 |
| Net contributions | 28,400 | — |
| Dividends declared | (13,797) | (9,895) |
| Offering costs | (75) | — |
| Reinvestment of dividends | 1,450 | — |
| Net increase in members' capital | 40,539 | 13,772 |
| Members' capital at beginning of period | 569,939 | 420,502 |
| Members' capital at end of period | \$ 610,478 | \$ 434,274 |

The accompanying notes are an integral part of these consolidated financial statements.

New Mountain Finance Holdings, L.L.C.

Consolidated Statements of Cash Flows
(in thousands)
(unaudited)

| | Three months ended | |
|---|---------------------------|-----------------------|
| | March 31, 2013 | March 31, 2012 |
| Cash flows from operating activities | | |
| Net increase in members' capital resulting from operations | \$ 24,561 | \$ 23,667 |
| Adjustments to reconcile net (increase) decrease in capital resulting from operations to net cash used in operating activities: | | |
| Net realized gains on investments | (1,044) | (1,007) |
| Net change in unrealized appreciation of investments | (11,890) | (12,747) |
| Amortization of purchase discount | (1,103) | (1,539) |
| Amortization of deferred credit facility costs | 357 | 243 |
| Non-cash interest income | (114) | (204) |
| (Increase) decrease in operating assets: | | |
| Purchase of investments | (112,005) | (106,680) |
| Proceeds from sales and paydowns of investments | 85,110 | 71,672 |
| Cash paid for drawn revolvers | — | (7,665) |
| Cash repayments on drawn revolvers | — | 3,465 |
| Interest and dividend receivable | (3,209) | (558) |
| Receivable from unsettled securities sold | 9,962 | (4,924) |
| Receivable from affiliate | 39 | 123 |
| Other assets | (157) | 27 |
| Increase (decrease) in operating liabilities: | | |
| Payable for unsettled securities purchased | (9,700) | 4,575 |
| Incentive fee payable | 2,750 | 1,044 |
| Management fee payable | 346 | 314 |
| Interest payable | 98 | 352 |
| Payable to affiliate | 5 | — |
| Other liabilities | 238 | (263) |
| Net cash flows used in operating activities | (15,756) | (30,105) |
| Cash flows from financing activities | | |
| Net contributions | 28,400 | — |
| Dividends paid | (18,023) | (3,423) |
| Offering costs paid | (224) | — |
| Proceeds from Holdings Credit Facility | 65,425 | 93,884 |
| Repayment of Holdings Credit Facility | (57,200) | (70,999) |
| Proceeds from SLF Credit Facility | 3,238 | 22,131 |
| Repayment of SLF Credit Facility | (2,500) | (13,059) |
| Deferred credit facility costs paid | (234) | (192) |
| Net cash flows provided by financing activities | 18,882 | 28,342 |
| Net increase (decrease) in cash and cash equivalents | 3,126 | (1,763) |
| Cash and cash equivalents at the beginning of the period | 12,752 | 15,319 |
| Cash and cash equivalents at the end of the period | \$ 15,878 | \$ 13,556 |
| Supplemental disclosure of cash flow information | | |
| Interest paid | \$ 2,545 | \$ 1,778 |
| Non-cash financing activities: | | |
| Dividends declared and payable | \$ 5,516 | \$ 6,472 |
| Value of members' capital issued in connection with dividend reinvestment plan | 1,450 | — |
| Accrual for offering costs | 828 | — |
| Accrual for deferred credit facility costs | 64 | 7 |

The accompanying notes are an integral part of these consolidated financial statements.

New Mountain Finance Holdings, L.L.C.

Consolidated Schedule of Investments

March 31, 2013
(in thousands, except shares)
(unaudited)

| Portfolio Company, Location and Industry(1) | Type of Investment | Interest Rate | Maturity Date | Principal Amount, Par Value or Shares | Cost | Fair Value | Percent of Members' Capital |
|--|---------------------------|----------------------------|----------------------|--|------------------|-------------------|------------------------------------|
| Funded Debt Investments — Bermuda | | | | | | | |
| Stratus Technologies Bermuda Holdings Ltd.(4)** Stratus Technologies Bermuda Ltd. / Stratus Technologies, Inc. Information Technology | First lien(2)(7) | 12.00% | 3/29/2015 | \$ 6,664 | \$ 6,411 | \$ 6,855 | 1.12% |
| Total Funded Debt Investments — Bermuda | | | | \$ 6,664 | \$ 6,411 | \$ 6,855 | 1.12% |
| Funded Debt Investments — Cayman Islands | | | | | | | |
| Pinnacle Holdco S.à r.l. / Pinnacle (US) Acquisition Co Limited** Software | Second lien(2) | 10.50% (Base Rate + 9.25%) | 7/30/2020 | \$ 30,000 | \$ 29,433 | \$ 30,581 | 5.01% |
| Total Funded Debt Investments — Cayman Islands | | | | \$ 30,000 | \$ 29,433 | \$ 30,581 | 5.01% |
| Funded Debt Investments — United Kingdom | | | | | | | |
| Magic Newco, LLC** Software | First lien(3) | 7.25% (Base Rate + 6.00%) | 12/12/2018 | \$ 14,925 | \$ 14,521 | \$ 15,196 | 2.49% |
| Total Funded Debt Investments — United Kingdom | | | | \$ 14,925 | \$ 14,521 | \$ 15,196 | 2.49% |
| Funded Debt Investments — United States | | | | | | | |
| McGraw-Hill Global Education Holdings, LLC Education | First lien(2) | 9.75% | 4/1/2021 | \$ 20,000 | \$ 19,889 | \$ 19,900 | |
| | First lien(2) | 9.00% (Base Rate + 7.75%) | 3/22/2019 | 20,000 | 19,383 | 19,400 | |
| | | | | <u>40,000</u> | <u>39,272</u> | <u>39,300</u> | 6.44% |
| Edmentum, Inc.(fka Plato, Inc.) Education | First lien(3) | 6.00% (Base Rate + 4.75%) | 5/17/2018 | 6,616 | 6,441 | 6,666 | |
| | Second lien(2) | 11.25% (Base Rate + 9.75%) | 5/17/2019 | 29,150 | 28,618 | 29,150 | |
| | | | | <u>35,766</u> | <u>35,059</u> | <u>35,816</u> | 5.87% |
| SRA International, Inc. Federal Services | First lien(3) | 6.50% (Base Rate + 5.25%) | 7/20/2018 | 20,436 | 19,766 | 20,436 | |
| | First lien(2) | 6.50% (Base Rate + 5.25%) | 7/20/2018 | 14,314 | 13,888 | 14,314 | |
| | | | | <u>34,750</u> | <u>33,654</u> | <u>34,750</u> | 5.69% |
| Pharmaceutical Research Associates, Inc. Healthcare Services | Second lien(2) | 10.50% (Base Rate + 9.25%) | 6/10/2019 | 34,000 | 33,419 | 34,382 | 5.63% |
| Novell, Inc. (fka Attachmate Corporation, NetIQ Corporation) Software | First lien(3) | 7.27% (Base Rate + 5.72%) | 11/22/2017 | 7,550 | 7,418 | 7,640 | |
| | Second lien(2) | 11.00% (Base Rate + 9.50%) | 11/22/2018 | 24,000 | 23,347 | 24,270 | |
| | | | | <u>31,550</u> | <u>30,765</u> | <u>31,910</u> | 5.23% |
| Rocket Software, Inc. Software | Second lien(2) | 10.25% (Base Rate + 8.75%) | 2/8/2019 | 30,875 | 30,716 | 30,798 | 5.05% |
| Unitek Global Services, Inc. Business Services | First lien(2) | 9.00% (Base Rate + 7.50%) | 4/16/2018 | 19,600 | 19,174 | 19,551 | |
| | First lien(2) | 9.00% (Base Rate + 7.50%) | 4/16/2018 | 5,955 | 5,789 | 5,940 | |
| | First lien(2) | 9.00% (Base Rate + 7.50%) | 4/16/2018 | 4,950 | 4,775 | 4,938 | |
| | | | | <u>30,505</u> | <u>29,738</u> | <u>30,429</u> | 4.98% |

New Mountain Finance Holdings, L.L.C.

Consolidated Schedule of Investments (Continued)

March 31, 2013
(in thousands, except shares)
(unaudited)

| Portfolio Company, Location and Industry(1) | Type of Investment | Interest Rate | Maturity Date | Principal Amount, Par Value or Shares | Cost | Fair Value | Percent of Members' Capital |
|--|--------------------|------------------------------|---------------|---------------------------------------|---------------|---------------|-----------------------------|
| Global Knowledge Training LLC Education | First lien(3) | 6.51% (Base Rate + 4.99%) | 4/21/2017 | \$ 4,746 | \$ 4,691 | \$ 4,675 | |
| | First lien(3) | 6.50% (Base Rate + 5.00%) | 4/21/2017 | 1,174 | 1,160 | 1,156 | |
| | Second lien(2) | 11.50% (Base Rate + 9.75%) | 10/21/2018 | 24,250 | 23,827 | 24,225 | |
| | | | | <u>30,170</u> | <u>29,678</u> | <u>30,056</u> | 4.92% |
| KeyPoint Government Solutions, Inc. Federal Services | First lien(2) | 7.25% (Base Rate + 6.00%) | 11/13/2017 | 29,625 | 28,975 | 29,625 | 4.85% |
| Transtar Holding Company Distribution | Second lien(2) | 9.75% (Base Rate + 8.50%) | 10/9/2019 | 28,300 | 27,800 | 29,149 | 4.77% |
| Meritas Schools Holdings, LLC Education | First lien(3) | 7.50% (Base Rate + 6.00%) | 7/29/2017 | 7,911 | 7,849 | 7,911 | |
| | Second lien(2) | 11.50% (Base Rate + 10.00%) | 1/29/2018 | 20,000 | 19,756 | 20,000 | |
| | | | | <u>27,911</u> | <u>27,605</u> | <u>27,911</u> | 4.57% |
| Kronos Incorporated Software | Second lien(2) | 9.75% (Base Rate + 8.50%) | 4/30/2020 | 25,000 | 24,759 | 26,187 | 4.29% |
| Permian Tank & Manufacturing, Inc. Energy | First lien(2) | 10.50% | 1/15/2018 | 24,500 | 24,795 | 25,358 | 4.15% |
| Managed Health Care Associates, Inc. Healthcare Services | First lien(2) | 3.46% (Base Rate + 3.25%) | 8/1/2014 | 9,756 | 8,937 | 9,756 | |
| | Second lien(2) | 6.71% (Base Rate + 6.50%) | 2/1/2015 | 15,000 | 13,021 | 14,850 | |
| | | | | <u>24,756</u> | <u>21,958</u> | <u>24,606</u> | 4.03% |
| St. George's University Scholastic Services LLC Education | First lien(2) | 8.50% (Base Rate + 7.00%) | 12/20/2017 | 19,013 | 18,648 | 19,036 | |
| | First lien(3) | 8.50% (Base Rate + 7.00%) | 12/20/2017 | 4,387 | 4,303 | 4,393 | |
| | | | | <u>23,400</u> | <u>22,951</u> | <u>23,429</u> | 3.84% |
| Aderant North America, Inc. Software | Second lien(2) | 10.00% (Base Rate + 8.75%) | 6/20/2019 | 22,500 | 22,172 | 23,006 | 3.77% |
| Learning Care Group (US), Inc. Education | First lien(2) | 14.00% (12.00% + 2.00% PIK)* | 4/27/2016 | 17,368 | 17,188 | 16,696 | |
| | Subordinated(2) | 15.00% PIK* | 6/30/2016 | 3,782 | 3,649 | 3,434 | |
| | Subordinated(2) | 15.00% PIK* | 6/30/2016 | 718 | 659 | 652 | |
| | | | | <u>21,868</u> | <u>21,496</u> | <u>20,782</u> | 3.40% |
| LM U.S. Member LLC (and LM U.S. Corp Acquisition Inc.) Business Services | Second lien(3) | 9.50% (Base Rate + 8.25%) | 10/26/2020 | 20,000 | 19,710 | 20,500 | 3.36% |
| First American Payment Systems, L.P. Business Services | Second lien(3) | 10.75% (Base Rate + 9.50%) | 4/12/2019 | 20,000 | 19,620 | 20,275 | 3.32% |
| eResearchTechnology, Inc. Healthcare Services | First lien(3) | 6.00% (Base Rate + 4.75%) | 5/2/2018 | 19,900 | 19,090 | 20,149 | 3.30% |
| Merrill Communications LLC Business Services | First lien(2) | 7.25% (Base Rate + 6.25%) | 3/8/2018 | 20,000 | 19,802 | 20,100 | 3.29% |
| Six3 Systems, Inc. Federal Services | First lien(3) | 7.00% (Base Rate + 5.75%) | 10/4/2019 | 19,950 | 19,761 | 20,075 | 3.29% |
| Transplace Texas, L.P. Logistics | Second lien(2) | 11.00% (Base Rate + 9.00%) | 4/12/2017 | 20,000 | 19,605 | 19,878 | 3.26% |
| Insight Pharmaceuticals LLC Healthcare Products | Second lien(3) | 13.25% (Base Rate + 11.75%) | 8/25/2017 | 19,310 | 18,544 | 19,504 | 3.19% |
| PODS, Inc.(6) Consumer Services PODS Funding Corp. II | First lien(3) | 7.25% (Base Rate + 6.00%) | 11/29/2016 | 13,854 | 13,538 | 13,923 | |
| | Subordinated(2) | 21.00% PIK* | 11/29/2017 | 5,296 | 5,160 | 5,296 | |
| Storapod Holding Company, Inc. | | | | <u>19,150</u> | <u>18,698</u> | <u>19,219</u> | 3.15% |

New Mountain Finance Holdings, L.L.C.

Consolidated Schedule of Investments (Continued)

March 31, 2013
(in thousands, except shares)
(unaudited)

| Portfolio Company, Location and Industry(1) | Type of Investment | Interest Rate | Maturity Date | Principal Amount, Par Value or Shares | Cost | Fair Value | Percent of Members' Capital |
|--|--------------------|------------------------------|---------------|---------------------------------------|---------------|---------------|-----------------------------|
| Sotera Defense Solutions, Inc. (Global Defense Technology & Systems, Inc.) Federal Services | First lien(3) | 7.50% (Base Rate + 6.00%) | 4/21/2017 | \$ 19,413 | \$ 19,172 | \$ 19,024 | 3.12% |
| Smile Brands Group Inc. Healthcare Services | First lien(3) | 7.00% (Base Rate + 5.25%) | 12/21/2017 | 19,809 | 19,559 | 18,917 | 3.10% |
| Ascensus, Inc. Business Services | First lien(3) | 8.00% (Base Rate + 6.75%) | 12/21/2018 | 16,957 | 16,630 | 17,339 | 2.84% |
| IG Investments Holdings, LLC Business Services | Second lien(3) | 10.25% (Base Rate + 9.00%) | 10/31/2020 | 15,000 | 14,855 | 15,000 | 2.46% |
| OpenLink International, Inc. Software | First lien(3) | 7.75% (Base Rate + 6.25%) | 10/30/2017 | 14,812 | 14,574 | 14,880 | 2.44% |
| Landslide Holdings, Inc. (Crimson Acquisition Corp.) Software | First lien(3) | 7.00% (Base Rate + 5.75%) | 6/19/2018 | 14,438 | 14,179 | 14,523 | 2.38% |
| KPLT Holdings, Inc. (Centerplate, Inc., et al.) Consumer Services | Subordinated(2) | 11.75% (10.25% + 1.50% PIK)* | 4/16/2019 | 14,692 | 14,414 | 14,398 | 2.36% |
| Aspen Dental Management, Inc. Healthcare Services | First lien(3) | 7.00% (Base Rate + 5.50%) | 10/6/2016 | 14,832 | 14,536 | 14,313 | 2.34% |
| Brock Holdings III, Inc. Industrial Services | Second lien(2) | 10.00% (Base Rate + 8.25%) | 3/16/2018 | 14,000 | 13,833 | 14,192 | 2.32% |
| Lonestar Intermediate Super Holdings, LLC Business Services | Subordinated(2) | 11.00% (Base Rate + 9.50%) | 9/2/2019 | 12,000 | 11,674 | 12,930 | 2.12% |
| Van Wagner Communications LLC Media | First lien(2) | 8.25% (Base Rate + 7.00%) | 8/3/2018 | 11,940 | 11,721 | 12,104 | 1.98% |
| Vision Solutions, Inc. Software | Second lien(2) | 9.50% (Base Rate + 8.00%) | 7/23/2017 | 12,000 | 11,918 | 11,850 | 1.94% |
| Confie Seguros Holdings II Co. Consumer Services | Second lien(3) | 10.25% (Base Rate + 9.00%) | 5/8/2019 | 9,000 | 8,851 | 9,236 | |
| | Second lien(2) | 10.25% (Base Rate + 9.00%) | 5/8/2019 | 2,000 | 2,010 | 2,053 | |
| | | | | <u>11,000</u> | <u>10,861</u> | <u>11,289</u> | 1.85% |
| TransFirst Holdings, Inc. Business Services | Second lien(3) | 11.00% (Base Rate + 9.75%) | 6/27/2018 | 10,000 | 9,710 | 10,300 | 1.69% |
| Vertafore, Inc. Software | Second lien(2) | 9.75% (Base Rate + 8.25%) | 10/29/2017 | 10,000 | 9,927 | 10,300 | 1.69% |
| Mailsouth, Inc. Media | First lien(3) | 6.75% (Base Rate + 5.00%) | 12/14/2016 | 9,821 | 9,722 | 9,723 | 1.59% |
| Merge Healthcare Inc.** Healthcare Services | First lien(2)(7) | 11.75% | 5/1/2015 | 9,000 | 8,924 | 9,613 | 1.57% |
| Virtual Radiologic Corporation Healthcare Information Technology | First lien(3) | 7.75% (Base Rate + 4.50%) | 12/22/2016 | 13,702 | 13,569 | 9,592 | 1.57% |
| Consona Holdings, Inc. Software | First lien(3) | 7.25% (Base Rate + 6.00%) | 8/6/2018 | 8,458 | 8,380 | 8,500 | 1.39% |
| Triple Point Technology, Inc. Software | First lien(3) | 6.25% (Base Rate + 5.00%) | 10/27/2017 | 7,948 | 7,709 | 7,981 | 1.31% |
| Physio-Control International, Inc. Healthcare Products | First lien(2) | 9.88% | 1/15/2019 | 7,000 | 7,000 | 7,927 | 1.30% |
| Surgery Center Holdings, Inc. Healthcare Services | First lien(3) | 6.88% (Base Rate + 4.49%) | 2/6/2017 | 6,816 | 6,793 | 6,816 | 1.12% |
| Research Pharmaceutical Services, Inc. Healthcare Services | First lien(3) | 6.75% (Base Rate + 5.25%) | 2/18/2017 | 7,031 | 6,958 | 6,574 | 1.08% |
| Alion Science and Technology Corporation Federal Services | First lien(2)(7) | 12.00% (10.00% + 2.00% PIK)* | 11/1/2014 | 6,320 | 6,156 | 6,441 | 1.06% |
| Immucor, Inc. Healthcare Services | Subordinated(2)(7) | 11.13% | 8/15/2019 | 5,000 | 4,945 | 5,725 | 0.94% |
| GCA Services Group, Inc. Business Services | Second lien(2) | 9.25% (Base Rate + 8.00%) | 11/1/2020 | 5,000 | 4,952 | 5,025 | 0.82% |



New Mountain Finance Holdings, L.L.C.

Consolidated Schedule of Investments (Continued)

March 31, 2013
(in thousands, except shares)
(unaudited)

| Portfolio Company, Location and Industry | Type of Investment | Interest Rate | Maturity Date | Principal Amount, Par Value or Shares | Cost | Fair Value | Percent of Members' Capital |
|---|---------------------------|---|----------------------|--|--------------------|--------------------|------------------------------------|
| Education Management LLC** Education | First lien(3) | 8.25% (Base Rate + 7.00%) | 3/30/2018 | \$ 5,045 | \$ 4,912 | \$ 4,379 | 0.72% |
| Brickman Group Holdings, Inc. Business Services | Subordinated(2) | 9.13% | 11/1/2018 | 3,650 | 3,351 | 3,988 | 0.65% |
| Ozburn-Hessey Holding Company LLC Logistics | Second lien(2) | 11.50% (Base Rate + 9.50%) | 10/10/2016 | 4,000 | 3,951 | 3,840 | 0.63% |
| YP Holdings LLC(8) YP Intermediate Holdings Corp. / YP Intermediate Holdings II LLC Media | Second lien(2) | 15.00% (12.00% + 3.00% PIK)* | 5/8/2017 | 1,776 | 1,671 | 1,788 | 0.29% |
| Mach Gen, LLC Power Generation | Second lien(2) | 7.79% PIK (Base Rate + 7.50%)* | 2/22/2015 | 1,708 | 1,734 | 1,152 | 0.19% |
| ATI Acquisition Company (fka Ability Acquisition, Inc.) Education | First lien(2) | 12.25% (Base Rate + 5.00% + 4.00% PIK)(5)* | 12/30/2014 | 4,432 | 4,306 | — | |
| | First lien(2) | 17.25% (Base Rate + 10.00% + 4.00% PIK)(5)* | 6/30/2012 — Past Due | 1,665 | 1,517 | 499 | |
| | First lien(2) | 17.25% (Base Rate + 10.00% + 4.00% PIK)(5)* | 6/30/2012 — Past Due | 103 | 94 | 103 | |
| | | | | <u>6,200</u> | <u>5,917</u> | <u>602</u> | 0.10% |
| Total Funded Debt Investments — United States | | | | \$ 973,154 | \$ 953,849 | \$ 968,219 | 158.60% |
| Total Funded Debt Investments | | | | \$1,024,743 | \$1,004,214 | \$1,020,851 | 167.22% |
| Equity — Bermuda | | | | | | | |
| Stratus Technologies Bermuda Holdings Ltd.(4)** Information Technology | Ordinary shares(2) | — | — | 144,270 | \$ 65 | \$ 51 | |
| | Preferred shares(2) | — | — | 32,830 | 15 | 11 | |
| | | | | | <u>80</u> | <u>62</u> | 0.01% |
| Total Shares — Bermuda | | | | | \$ 80 | \$ 62 | 0.01% |
| Equity — United States | | | | | | | |
| Global Knowledge Training LLC Education | Ordinary shares(2) | — | — | 2 | \$ 2 | \$ 2 | |
| | Preferred shares(2) | — | — | 2,423 | 1,193 | 2,913 | |
| | | | | | <u>1,195</u> | <u>2,915</u> | 0.48% |
| Total Shares — United States | | | | | \$ 1,195 | \$ 2,915 | 0.48% |
| Total Shares | | | | | \$ 1,275 | \$ 2,977 | 0.49% |
| Warrants — United States | | | | | | | |
| YP Holdings LLC(8) YP Equity Investors LLC Media | Warrants(2) | — | — | 5 | \$ 466 | \$ 7,230 | 1.18% |
| PODS, Inc.(6) Storapod Holding Company, Inc. Consumer Services | Warrants(2) | — | — | 360,129 | 156 | 352 | 0.06% |
| Alion Science and Technology Corporation Federal Services | Warrants(2) | — | — | 6,000 | 293 | 193 | 0.03% |

New Mountain Finance Holdings, L.L.C.

Consolidated Schedule of Investments (Continued)

March 31, 2013
(in thousands, except shares)
(unaudited)

| Portfolio Company, Location and Industry | Type of Investment | Interest Rate | Maturity Date | Principal Amount, Par Value or Shares | Cost | Fair Value | Percent of Members' Capital |
|--|--------------------|---------------|---------------|---------------------------------------|--------------------|--------------------|-----------------------------|
| Learning Care Group (US), Inc. | | | | | | | |
| Education | Warrants(2) | — | — | 844 | \$ 194 | \$ 9 | |
| Education | Warrants(2) | — | — | 3,589 | 61 | 41 | |
| | | | | | 255 | 50 | 0.01% |
| Total Warrants — United States | | | | | \$ 1,170 | \$ 7,825 | 1.28% |
| Total Funded Investments | | | | | \$1,006,659 | \$1,031,653 | 168.99% |
| Unfunded Debt Investments — United States | | | | | | | |
| Advantage Sales & Marketing Inc. Business Services | First lien(2) | | | | | | |
| | (9) — Undrawn | — | 12/17/2015 | \$ 10,500 | \$ (1,260) | \$ (787) | -0.13% |
| Total Unfunded Debt Investments | | | | \$ 10,500 | \$ (1,260) | \$ (787) | -0.13% |
| Total Investments | | | | | \$1,005,399 | \$1,030,866 | 168.86% |

- (1) New Mountain Finance Holdings, L.L.C. (the "Operating Company") generally acquires its investments in private transactions exempt from registration under the Securities Act of 1933, as amended (the "Securities Act"). These investments are generally subject to certain limitations on resale, and may be deemed to be "restricted securities" under the Securities Act.
 - (2) Investment is pledged as collateral for the Holdings Credit Facility, a revolving credit facility among the Operating Company as the the Borrower and Collateral Administrator, Wells Fargo Securities, L.L.C. as the Administrative Agent, and Wells Fargo Bank, National Association, as the Collateral Custodian. See Note 7, *Borrowing Facilities*, for details.
 - (3) Investment is pledged as collateral for the SLF Credit Facility, a revolving credit facility among New Mountain Finance SPV Funding, L.L.C. as the the Borrower, the Operating Company as the Collateral Administrator, Wells Fargo Securities, L.L.C. as the Administrative Agent, and Wells Fargo Bank, National Association, as the Collateral Custodian. See Note 7, *Borrowing Facilities*, for details.
 - (4) The Operating Company holds investments in two related entities of Stratus Technologies Bermuda Holdings, Ltd. ("Stratus Holdings"). The Operating Company directly holds ordinary and preferred equity in Stratus Holdings and has a credit investment in the joint issuers of Stratus Technologies Bermuda Ltd. ("Stratus Bermuda") and Stratus Technologies, Inc. ("Stratus U.S."), collectively, the "Stratus Notes". Stratus U.S. is a wholly-owned subsidiary of Stratus Bermuda, which in turn is a wholly-owned subsidiary of Stratus Holdings. Stratus Holdings is the parent guarantor of the credit investment of the Stratus Notes.
 - (5) Investment is on non-accrual status.
 - (6) The Operating Company holds investments in two related entities of PODS, Inc. The Operating Company directly holds warrants in Storapod Holding Company, Inc. ("Storapod") and has a credit investment in Storapod through Storapod WCF II Limited ("Storapod WCF II"). Storapod WCF II is a special purpose entity used to enter into a Shari'ah-compliant financing arrangement with Storapod. Additionally, the Operating Company has a credit investment in PODS Funding Corp. II ("PODS II"). PODS, Inc. is a wholly-owned subsidiary of PODS Holding, Inc., which in turn is a majority-owned subsidiary of Storapod. PODS II is a special purpose entity used to enter into a Shari'ah-compliant financing arrangement with PODS, Inc. and its subsidiary, PODS Enterprises, Inc.
 - (7) Securities are registered under the Securities Act.
 - (8) The Operating Company holds investments in two related entities of YP Holdings LLC. The Operating Company directly holds warrants to purchase a 4.96% membership interest of YP Equity Investors, LLC (which at closing represented an indirect 1.0% equity interest in YP Holdings LLC) and holds an investment in the Term Loan B loans issued by YP Intermediate Holdings Corp. and YP Intermediate Holdings II LLC (together "YP Intermediate"), a subsidiary of YP Holdings LLC.
 - (9) Par Value amounts represent the drawn or undrawn (as indicated in type of investment) portion of revolving credit facilities. Cost amounts represent the cash received at settlement date net the impact of paydowns and cash paid for drawn revolvers.
- * All or a portion of interest contains payments-in-kind ("PIK").
- ** Indicates assets that the Operating Company deems to be "non-qualifying assets" under Section 55(a) of the Investment Company Act of 1940, as amended. Qualifying assets must represent at least 70.00% of the Operating Company's total assets at the time of acquisition of any additional non-qualifying assets.

New Mountain Finance Holdings, L.L.C.
Consolidated Schedule of Investments (Continued)

March 31, 2013
(unaudited)

| Investment Type | March 31, 2013 Percent of Total Investments at Fair Value |
|------------------------|--|
| First lien | 50.65% |
| Second lien | 43.80% |
| Subordinated | 4.50% |
| Equity and other | 1.05% |
| Total investments | <u>100.00%</u> |

| Industry Type | March 31, 2013 Percent of Total Investments at Fair Value |
|-----------------------------------|--|
| Software | 21.90% |
| Education | 17.97% |
| Business Services | 15.05% |
| Healthcare Services | 13.69% |
| Federal Services | 10.68% |
| Consumer Services | 4.39% |
| Media | 2.99% |
| Distribution | 2.83% |
| Healthcare Products | 2.66% |
| Energy | 2.46% |
| Logistics | 2.30% |
| Industrial Services | 1.37% |
| Healthcare Information Technology | 0.93% |
| Information Technology | 0.67% |
| Power Generation | 0.11% |
| Total investments | <u>100.00%</u> |

The accompanying notes are an integral part of these consolidated financial statements.

New Mountain Finance Holdings, L.L.C.

Consolidated Schedule of Investments

December 31, 2012
(in thousands, except shares)

| Portfolio Company, Location and Industry(1) | Type of Investment | Interest Rate | Maturity Date | Principal Amount, Par Value or Shares | Cost | Fair Value | Percent of Members' Capital |
|---|--------------------|----------------------------|---------------|---------------------------------------|-----------------|-----------------|-----------------------------|
| Funded Debt Investments — Bermuda | | | | | | | |
| Stratus Technologies Bermuda Holdings Ltd.(4)** Stratus Technologies Bermuda Ltd. / Stratus Technologies, Inc. Information Technology | First lien(2)(7) | 12.00% | 3/29/2015 | \$ 6,664 | \$ 6,396 | \$ 6,631 | 1.16% |
| Total Funded Debt Investments — Bermuda | | | | \$ 6,664 | \$ 6,396 | \$ 6,631 | 1.16% |
| Funded Debt Investments — Cayman Islands | | | | | | | |
| Pinnacle Holdco S.à r.l. / Pinnacle (US) Acquisition Co Limited** Software | First lien(3) | 6.50% (Base Rate + 5.25%) | 7/30/2019 | \$ 2,992 | \$ 2,971 | \$ 2,999 | |
| | Second lien(2) | 10.50% (Base Rate + 9.25%) | 7/30/2020 | 30,000 | 29,420 | 30,488 | |
| | | | | 32,992 | 32,391 | 33,487 | 5.88% |
| Total Funded Debt Investments — Cayman Islands | | | | \$ 32,992 | \$32,391 | \$33,487 | 5.88% |
| Funded Debt Investments — United Kingdom | | | | | | | |
| Magic Newco, LLC** Software | First lien(3) | 7.25% (Base Rate + 6.00%) | 12/12/2018 | \$ 14,963 | \$14,543 | \$15,105 | 2.65% |
| Total Funded Debt Investments — United Kingdom | | | | \$ 14,963 | \$14,543 | \$15,105 | 2.65% |
| Funded Debt Investments — United States | | | | | | | |
| Edmentum, Inc.(fka Plato, Inc.) Education | First lien(3) | 7.50% (Base Rate + 6.00%) | 5/17/2018 | \$ 11,700 | \$11,378 | \$11,744 | |
| | Second lien(2) | 11.25% (Base Rate + 9.75%) | 5/17/2019 | 29,150 | 28,604 | 28,567 | |
| | | | | 40,850 | 39,982 | 40,311 | 7.07% |
| Novell, Inc. (fka Attachmate Corporation, NetQ Corporation) Software | First lien(3) | 7.25% (Base Rate + 5.75%) | 11/22/2017 | 7,700 | 7,560 | 7,785 | |
| | Second lien(2) | 11.00% (Base Rate + 9.50%) | 11/22/2018 | 24,000 | 23,326 | 23,560 | |
| | | | | 31,700 | 30,886 | 31,345 | 5.50% |
| Rocket Software, Inc. Software | Second lien(2) | 10.25% (Base Rate + 8.75%) | 2/8/2019 | 30,875 | 30,711 | 30,933 | 5.43% |
| Pharmaceutical Research Associates, Inc. Healthcare Services | Second lien(2) | 10.50% (Base Rate + 9.25%) | 6/10/2019 | 30,000 | 29,402 | 30,319 | 5.32% |
| Unitek Global Services, Inc. Business Services | First lien(2) | 9.00% (Base Rate + 7.50%) | 4/16/2018 | 19,650 | 19,202 | 19,331 | |
| | First lien(2) | 9.00% (Base Rate + 7.50%) | 4/16/2018 | 5,970 | 5,798 | 5,873 | |
| | First lien(2) | 9.00% (Base Rate + 7.50%) | 4/16/2018 | 4,963 | 4,781 | 4,882 | |
| | | | | 30,583 | 29,781 | 30,086 | 5.28% |
| KeyPoint Government Solutions, Inc. Federal Services | First lien(3) | 7.25% (Base Rate + 6.00%) | 11/13/2017 | 20,000 | 19,608 | 19,900 | |
| | First lien(2) | 7.25% (Base Rate + 6.00%) | 11/13/2017 | 10,000 | 9,703 | 9,950 | |
| | | | | 30,000 | 29,311 | 29,850 | 5.24% |
| Global Knowledge Training LLC Education | First lien(3) | 6.50% (Base Rate + 4.99%) | 4/21/2017 | 4,776 | 4,718 | 4,705 | |
| | First lien(3) | 7.25% (Base Rate + 4.00%) | 4/21/2017 | 1,174 | 1,159 | 1,156 | |
| | Second lien(2) | 11.50% (Base Rate + 9.75%) | 10/21/2018 | 24,250 | 23,814 | 23,755 | |
| | | | | 30,200 | 29,691 | 29,616 | 5.20% |
| Managed Health Care Associates, Inc. Healthcare Services | First lien(2) | 3.47% (Base Rate + 3.25%) | 8/1/2014 | 14,756 | 13,240 | 14,276 | |
| | Second lien(2) | 6.72% (Base Rate + 6.50%) | 2/1/2015 | 15,000 | 12,790 | 14,475 | |
| | | | | 29,756 | 26,030 | 28,751 | 5.05% |

New Mountain Finance Holdings, L.L.C.

Consolidated Schedule of Investments (Continued)

December 31, 2012
(in thousands, except shares)

| Portfolio Company, Location and Industry(1) | Type of Investment | Interest Rate | Maturity Date | Principal Amount, Par Value or Shares | Cost | Fair Value | Percent of Members' Capital |
|--|--------------------|------------------------------|---------------|---------------------------------------|----------|------------|-----------------------------|
| Transtar Holding Company Distribution | Second lien(2) | 9.75% (Base Rate + 8.50%) | 10/9/2019 | \$ 28,300 | \$27,787 | \$ 28,654 | 5.03% |
| Meritas Schools Holdings, LLC Education | First lien(3) | 7.50% (Base Rate + 6.00%) | 7/29/2017 | 8,150 | 8,084 | 8,171 | |
| | Second lien(2) | 11.50% (Base Rate + 10.00%) | 1/29/2018 | 20,000 | 19,747 | 20,000 | |
| | | | | 28,150 | 27,831 | 28,171 | 4.94% |
| Kronos Incorporated Software | Second lien(2) | 9.75% (Base Rate + 8.50%) | 4/30/2020 | 25,000 | 24,753 | 25,125 | 4.41% |
| St. George's University Scholastic Services LLC Education | First lien(2) | 8.50% (Base Rate + 7.00%) | 12/20/2017 | 25,000 | 24,501 | 24,500 | 4.30% |
| SRA International, Inc. Federal Services | First lien(3) | 6.50% (Base Rate + 5.25%) | 7/20/2018 | 20,436 | 19,741 | 19,542 | |
| | First lien(2) | 6.50% (Base Rate + 5.25%) | 7/20/2018 | 4,315 | 4,225 | 4,126 | |
| | | | | 24,751 | 23,966 | 23,668 | 4.15% |
| Aderant North America, Inc. Software | Second lien(2) | 11.00% (Base Rate + 7.75%) | 6/20/2019 | 22,500 | 22,163 | 23,062 | 4.05% |
| LM U.S. Member LLC (and LM U.S. Corp Acquisition Inc.) Business Services | Second lien(2) | 9.50% (Base Rate + 8.25%) | 10/26/2020 | 20,000 | 19,704 | 20,150 | 3.54% |
| Learning Care Group (US), Inc. Education | First lien(2) | 12.00% | 4/27/2016 | 17,369 | 17,174 | 16,696 | |
| | Subordinated(2) | 15.00% PIK* | 6/30/2016 | 3,782 | 3,639 | 3,434 | |
| | | | | 21,151 | 20,813 | 20,130 | 3.53% |
| Six3 Systems, Inc. Federal Services | First lien(2) | 7.00% (Base Rate + 5.75%) | 10/4/2019 | 20,000 | 19,805 | 20,025 | 3.51% |
| First American Payment Systems, L.P. Business Services | Second lien(2) | 10.75% (Base Rate + 9.50%) | 4/12/2019 | 20,000 | 19,609 | 19,900 | 3.49% |
| eResearchTechnology, Inc. Healthcare Services | First lien(3) | 8.00% (Base Rate + 6.50%) | 5/2/2018 | 19,950 | 19,202 | 19,850 | 3.48% |
| Insight Pharmaceuticals LLC Healthcare Products | Second lien(2) | 13.25% (Base Rate + 11.75%) | 8/25/2017 | 19,310 | 18,659 | 19,503 | 3.42% |
| Transplace Texas, L.P. Logistics | Second lien(2) | 11.00% (Base Rate + 9.00%) | 4/12/2017 | 20,000 | 19,586 | 19,500 | 3.42% |
| PODS, Inc.(6) Consumer Services | First lien(3) | 7.25% (Base Rate + 6.00%) | 11/29/2016 | 14,007 | 13,668 | 13,972 | |
| PODS Funding Corp. II | Subordinated(2) | 21.00% PIK* | 11/29/2017 | 5,296 | 5,156 | 5,113 | |
| Storapod Holding Company, Inc. | | | | 19,303 | 18,824 | 19,085 | 3.35% |
| Smile Brands Group Inc. Healthcare Services | First lien(3) | 7.00% (Base Rate + 5.25%) | 12/21/2017 | 19,859 | 19,598 | 18,767 | 3.29% |
| Ascensus, Inc. Business Services | First lien(2) | 8.00% (Base Rate + 6.75%) | 12/21/2018 | 8,500 | 8,330 | 8,330 | |
| | First lien(3) | 8.00% (Base Rate + 6.75%) | 12/21/2018 | 8,500 | 8,330 | 8,330 | |
| | | | | 17,000 | 16,660 | 16,660 | 2.92% |
| Sotera Defense Solutions, Inc. (Global Defense Technology & Systems, Inc.) Federal Services | First lien(3) | 7.50% (Base Rate + 6.00%) | 4/21/2017 | 15,758 | 15,644 | 15,600 | 2.74% |
| IG Investments Holdings, LLC Business Services | Second lien(2) | 10.25% (Base Rate + 9.00%) | 10/31/2020 | 15,000 | 14,852 | 14,925 | 2.62% |
| OpenLink International, Inc. Software | First lien(3) | 7.75% (Base Rate + 6.25%) | 10/30/2017 | 14,850 | 14,600 | 14,850 | 2.61% |
| Landslide Holdings, Inc. (Crimson Acquisition Corp.) Software | First lien(3) | 7.00% (Base Rate + 5.75%) | 6/19/2018 | 14,625 | 14,353 | 14,671 | 2.57% |
| KPLT Holdings, Inc. (Centerplate, Inc., et al.) Consumer Services | Subordinated(2) | 11.75% (10.25% + 1.50% PIK)* | 4/16/2019 | 14,637 | 14,351 | 14,344 | 2.52% |



New Mountain Finance Holdings, L.L.C.

Consolidated Schedule of Investments (Continued)

December 31, 2012
(in thousands, except shares)

| Portfolio Company, Location and Industry(1) | Type of Investment | Interest Rate | Maturity Date | Principal Amount, Par Value or Shares | Cost | Fair Value | Percent of Members' Capital |
|---|---------------------------|------------------------------|----------------------|--|--------------|-------------------|------------------------------------|
| Sabre Inc. Software | First lien(3) | 7.25% (Base Rate + 6.00%) | 12/29/2017 | \$ 13,965 | \$ 13,918 | \$ 14,186 | 2.49% |
| Brock Holdings III, Inc. Industrial Services | Second lien(2) | 10.00% (Base Rate + 8.25%) | 3/16/2018 | 14,000 | 13,825 | 14,105 | 2.48% |
| Triple Point Technology, Inc. Software | First lien(3) | 6.25% (Base Rate + 5.00%) | 10/27/2017 | 12,968 | 12,549 | 13,021 | 2.28% |
| Lonestar Intermediate Super Holdings, LLC Business Services | Subordinated(2) | 11.00% (Base Rate + 9.50%) | 9/2/2019 | 12,000 | 11,666 | 12,765 | 2.24% |
| Aspen Dental Management, Inc Healthcare Services | First lien(3) | 7.00% (Base Rate + 5.50%) | 10/6/2016 | 12,870 | 12,652 | 12,210 | 2.14% |
| Van Wagner Communications, LLC Media | First lien(2) | 8.25% (Base Rate + 7.00%) | 8/3/2018 | 12,000 | 11,772 | 12,160 | 2.13% |
| Supervalu Inc.** Retail | First lien(2) | 8.00% (Base Rate + 6.75%) | 8/30/2018 | 11,940 | 11,597 | 12,146 | 2.13% |
| Vision Solutions, Inc. Software | Second lien(2) | 9.50% (Base Rate + 8.00%) | 7/23/2017 | 12,000 | 11,913 | 11,700 | 2.05% |
| Merrill Communications LLC Business Services | First lien(2) | 10.75% (Base Rate + 7.50%) | 3/10/2013 | 11,422 | 11,421 | 11,279 | 1.98% |
| Mailsouth, Inc. Media | First lien(3) | 6.75% (Base Rate + 5.00%) | 12/14/2016 | 11,136 | 11,018 | 11,025 | 1.94% |
| Immucor, Inc. Healthcare Services | First lien(3) | 5.75% (Base Rate + 4.50%) | 8/19/2018 | 4,938 | 4,772 | 5,006 | |
| | Subordinated(2)(7) | 11.13% | 8/15/2019 | 5,000 | 4,943 | 5,650 | |
| | | | | <u>9,938</u> | <u>9,715</u> | <u>10,656</u> | 1.87% |
| Virtual Radiologic Corporation Healthcare Information Technology | First lien(3) | 7.75% (Base Rate + 4.50%) | 12/22/2016 | 14,702 | 14,550 | 10,291 | 1.81% |
| Permian Tank & Manufacturing, Inc. Energy | First lien(3) | 9.00% (Base Rate + 7.25%) | 3/15/2017 | 10,072 | 9,852 | 10,072 | 1.77% |
| Vertafore, Inc. Software | Second lien(2) | 9.75% (Base Rate + 8.25%) | 10/29/2017 | 10,000 | 9,924 | 10,050 | 1.76% |
| Merge Healthcare Inc.** Healthcare Services | First lien(2)(7) | 11.75% | 5/1/2015 | 9,000 | 8,916 | 9,709 | 1.70% |
| TransFirst Holdings, Inc. Business Services | Second lien(2) | 11.00% (Base Rate + 9.75%) | 6/27/2018 | 10,000 | 9,700 | 9,700 | 1.70% |
| Consona Holdings, Inc. Software | First lien(3) | 7.25% (Base Rate + 6.00%) | 8/6/2018 | 8,479 | 8,398 | 8,511 | 1.49% |
| Confie Seguros Holding II Co. Consumer Services | Second lien(2) | 10.25% (Base Rate + 9.00%) | 5/8/2019 | 8,000 | 7,842 | 8,040 | 1.41% |
| Physio-Control International, Inc. Healthcare Products | First lien(2) | 9.88% | 1/15/2019 | 7,000 | 7,000 | 7,717 | 1.35% |
| Surgery Center Holdings, Inc. Healthcare Services | First lien(3) | 6.50% (Base Rate + 5.00%) | 2/6/2017 | 6,834 | 6,809 | 6,800 | 1.19% |
| Research Pharmaceutical Services, Inc. Healthcare Services | First lien(3) | 6.75% (Base Rate + 5.25%) | 2/18/2017 | 7,125 | 7,046 | 6,662 | 1.17% |
| Alion Science and Technology Corporation Federal Services | First lien(2)(7) | 12.00% (10.00% + 2.00% PIK)* | 11/1/2014 | 6,320 | 6,131 | 6,093 | 1.07% |
| GCA Services Group, Inc. Business Services | Second lien(2) | 9.25% (Base Rate + 8.00%) | 11/1/2020 | 5,000 | 4,951 | 4,900 | 0.86% |
| Education Management LLC** Education | First lien(3) | 8.25% (Base Rate + 7.00%) | 3/30/2018 | 5,058 | 4,921 | 4,232 | 0.74% |
| Brickman Group Holdings, Inc. Business Services | Subordinated(2) | 9.13% | 11/1/2018 | 3,650 | 3,342 | 3,842 | 0.68% |
| Ozburn-Hessey Holding Company LLC Logistics | Second lien(2) | 11.50% (Base Rate + 9.50%) | 10/10/2016 | 4,000 | 3,947 | 3,680 | 0.65% |
| YP Holdings LLC(8) YP Intermediate Holdings Corp. / YP Intermediate Holdings II LLC Media | Second lien(2) | 15.00% (12.00% + 3.00% PIK)* | 5/18/2017 | 3,559 | 3,326 | 3,586 | 0.63% |

New Mountain Finance Holdings, L.L.C.

Consolidated Schedule of Investments (Continued)

December 31, 2012
(in thousands, except shares)

| Portfolio Company, Location and Industry | Type of Investment | Interest Rate | Maturity Date | Principal Amount, Par Value or Shares | Cost | Fair Value | Percent of Members' Capital |
|--|-----------------------------------|---|----------------------|---------------------------------------|-------------------|-------------------|-----------------------------|
| Mach Gen, LLC Power Generation | Second lien(2) | 7.82% PIK (Base Rate + 7.50%)* | 2/22/2015 | \$ 3,676 | \$ 3,474 | \$ 2,396 | 0.42% |
| ATI Acquisition Company (fka Ability Acquisition, Inc.) Education | First lien(2) | 12.25% (Base Rate + 5.00% + 4.00% PIK)(5)* | 12/30/2014 | 4,432 | 4,306 | — | |
| | First lien(2) | 17.25% (Base Rate + 10.00% + 4.00% PIK)(5)* | 6/30/2012 — Past Due | 1,665 | 1,517 | 649 | |
| | First lien(2) | 17.25% (Base Rate + 10.00% + 4.00% PIK)(5)* | 6/30/2012 — Past Due | 103 | 94 | 103 | |
| | | | | <u>6,200</u> | <u>5,917</u> | <u>752</u> | 0.13% |
| Airvana Network Solutions Inc. Software | First lien(2) | 10.00% (Base Rate + 8.00%) | 3/25/2015 | 648 | 640 | 650 | 0.11% |
| Total Funded Debt Investments — United States | | | | \$ 942,670 | \$921,787 | \$ 925,287 | 162.35% |
| Total Funded Debt Investments | | | | \$ 997,289 | \$975,117 | \$ 980,510 | 172.04% |
| Equity — Bermuda | | | | | | | |
| Stratus Technologies Bermuda Holdings Ltd.(4)* Information Technology | Ordinary shares(2) | — | — | 144,270 | \$ 65 | \$ 65 | |
| | Preferred shares(2) | — | — | 32,830 | 15 | 15 | |
| | | | | | <u>80</u> | <u>80</u> | 0.01% |
| Total Shares — Bermuda | | | | | \$ 80 | \$ 80 | 0.01% |
| Equity — United States | | | | | | | |
| Global Knowledge Training LLC Education | Ordinary shares(2) | — | — | 2 | \$ 2 | \$ 2 | |
| | Preferred shares(2) | — | — | 2,423 | 1,195 | 2,423 | |
| | | | | | <u>1,197</u> | <u>2,425</u> | 0.43% |
| Total Shares — United States | | | | | \$ 1,197 | \$ 2,425 | 0.43% |
| Total Shares | | | | | \$ 1,277 | \$ 2,505 | 0.44% |
| Warrants — United States | | | | | | | |
| YP Holdings LLC(8) YP Equity Investors LLC Media | Warrants(2) | — | — | 5 | \$ 466 | \$ 7,230 | 1.27% |
| Alion Science and Technology Corporation Federal Services | Warrants(2) | — | — | 6,000 | 293 | 192 | 0.03% |
| PODS, Inc.(6) Storapod Holding Company, Inc. Consumer Services | Warrants(2) | — | — | 360,129 | 156 | 156 | 0.03% |
| Learning Care Group (US), Inc. Education | Warrants(2) | — | — | 844 | 194 | 14 | 0.00% |
| Total Warrants — United States | | | | | \$ 1,109 | \$ 7,592 | 1.33% |
| Total Funded Investments | | | | | \$977,503 | \$ 990,607 | 173.81% |
| Unfunded Debt Investments — United States | | | | | | | |
| Advantage Sales & Marketing Inc. Business Services | First lien(2) (9) — Undrawn | — | 12/17/2015 | \$ 10,500 | \$ (1,260) | \$ (787) | (0.14)% |
| Total Unfunded Debt Investments | | | | \$ 10,500 | \$ (1,260) | \$ (787) | (0.14)% |
| Total Investments | | | | | \$976,243 | \$ 989,820 | 173.67% |

- (1) New Mountain Finance Holdings, L.L.C. (the "Operating Company") generally acquires its investments in private transactions exempt from registration under the Securities Act of 1933, as amended (the "Securities Act"). These investments are generally subject to certain limitations on resale, and may be deemed to be "restricted securities" under the Securities Act.
- (2) The Holdings Credit Facility is collateralized by the indicated investments.
- (3) The SLF Credit Facility is collateralized by the indicated investments.

New Mountain Finance Holdings, L.L.C.

Consolidated Schedule of Investments (Continued)

December 31, 2012

(in thousands, except shares)

- (4) The Operating Company holds investments in two related entities of Stratus Technologies Bermuda Holdings, Ltd. ("Stratus Holdings"). The Operating Company directly holds ordinary and preferred equity in Stratus Holdings and has a credit investment in the joint issuers of Stratus Technologies Bermuda Ltd. ("Stratus Bermuda") and Stratus Technologies, Inc. ("Stratus U.S."), collectively, the "Stratus Notes". Stratus U.S. is a wholly-owned subsidiary of Stratus Bermuda, which in turn is a wholly-owned subsidiary of Stratus Holdings. Stratus Holdings is the parent guarantor of the credit investment of the Stratus Notes.
- (5) Investment is on non-accrual status.
- (6) The Operating Company holds investments in two related entities of PODS, Inc. The Operating Company directly holds warrants in Storapod Holding Company, Inc. ("Storapod") and has a credit investment in Storapod through Storapod WCF II Limited ("Storapod WCF II"). Storapod WCF II is a special purpose entity used to enter into a Shari'ah-compliant financing arrangement with Storapod. Additionally, the Operating Company has a credit investment in PODS Funding Corp. II ("PODS II"). PODS, Inc. is a wholly-owned subsidiary of PODS Holding, Inc., which in turn is a majority-owned subsidiary of Storapod. PODS II is a special purpose entity used to enter into a Shari'ah-compliant financing arrangement with PODS, Inc. and its subsidiary, PODS Enterprises, Inc.
- (7) Securities are registered under the Securities Act.
- (8) The Operating Company holds investments in two related entities of YP Holdings LLC. The Operating Company directly holds warrants to purchase a 4.96% membership interest of YP Equity Investors, LLC (which at closing represented an indirect 1.0% equity interest in YP Holdings LLC) and holds an investment in the Term Loan B loans issued by YP Intermediate Holdings Corp. and YP Intermediate Holdings II LLC (together "YP Intermediate"), a subsidiary of YP Holdings LLC.
- (9) Par Value amounts represent the drawn or undrawn (as indicated in type of investment) portion of revolving credit facilities. Cost amounts represent the cash received at settlement date net the impact of paydowns and cash paid for drawn revolvers.
- * All or a portion of interest contains payments-in-kind ("PIK").
- ** Indicates assets that the Operating Company deems to be "non-qualifying assets" under Section 55(a) of the Investment Company Act of 1940, as amended. Qualifying assets must represent at least 70.00% of the Operating Company's total assets at the time of acquisition of any additional non-qualifying assets.

New Mountain Finance Holdings, L.L.C.
Consolidated Schedule of Investments (Continued)
December 31, 2012

| | <u>December 31, 2012</u> |
|------------------------|---|
| Investment Type | Percent of Total Investments at Fair Value |
| First lien | 49.86% |
| Second lien | 44.56% |
| Subordinated | 4.56% |
| Equity and other | 1.02% |
| Total investments | <u>100.00%</u> |

| | <u>December 31, 2012</u> |
|-----------------------------------|---|
| Industry Type | Percent of Total Investments at Fair Value |
| Software | 24.92% |
| Education | 15.17% |
| Healthcare Services | 14.52% |
| Business Services | 14.49% |
| Federal Services | 9.64% |
| Consumer Services | 4.21% |
| Media | 3.44% |
| Distribution | 2.89% |
| Healthcare Products | 2.75% |
| Logistics | 2.34% |
| Industrial Services | 1.42% |
| Retail | 1.23% |
| Healthcare Information Technology | 1.04% |
| Energy | 1.02% |
| Information Technology | 0.68% |
| Power Generation | 0.24% |
| Total investments | <u>100.00%</u> |

The accompanying notes are an integral part of these consolidated financial statements.

New Mountain Finance Corporation
Statement of Assets and Liabilities
(in thousands, except shares and per share data)

| | <u>March 31, 2013</u> (unaudited) | <u>December 31, 2012</u> |
|--|--------------------------------------|--------------------------|
| Assets | | |
| Investment in New Mountain Finance Holdings, L.L.C., at fair value (cost of \$434,975 and \$335,730, respectively) | \$ 448,406 | \$ 341,926 |
| Distribution receivable from New Mountain Finance Holdings, L.L.C. | — | 3,405 |
| Total assets | <u>\$ 448,406</u> | <u>\$ 345,331</u> |
| Liabilities | | |
| Dividends payable | — | 3,405 |
| Total liabilities | <u>—</u> | <u>3,405</u> |
| Net assets | | |
| Preferred stock, par value \$0.01 per share, 2,000,000 authorized, none issued | — | — |
| Common stock, par value \$0.01 per share, 100,000,000 shares authorized, and 31,324,660 and 24,326,251 shares issued and outstanding, respectively | 313 | 243 |
| Paid in capital in excess of par | 434,662 | 335,487 |
| Accumulated undistributed net realized gains | 575 | 952 |
| Net unrealized appreciation (depreciation) | 12,856 | 5,244 |
| Total net assets | <u>\$ 448,406</u> | <u>\$ 341,926</u> |
| Total liabilities and net assets | <u>\$ 448,406</u> | <u>\$ 345,331</u> |
| Number of shares outstanding | <u>31,324,660</u> | <u>24,326,251</u> |
| Net asset value per share | <u>\$ 14.31</u> | <u>\$ 14.06</u> |

The accompanying notes are an integral part of these financial statements.

New Mountain Finance Corporation
Statement of Operations
(in thousands, except shares and per share data)
(unaudited)

| | Three months ended | |
|--|---------------------------|-----------------------|
| | March 31, 2013 | March 31, 2012 |
| Net investment income allocated from New Mountain Finance Holdings, L.L.C. | | |
| Interest income | \$ 15,496 | \$ 6,436 |
| Other income | 185 | 146 |
| Total expenses | (8,463) | (3,152) |
| Net investment income allocated from New Mountain Finance Holdings, L.L.C. | 7,218 | 3,430 |
| Net realized and unrealized gain allocated from New Mountain Finance Holdings, L.L.C. | | |
| Net realized gains on investments | 686 | 348 |
| Net change in unrealized appreciation of investments | 7,643 | 4,410 |
| Net realized and unrealized gain allocated from New Mountain Finance Holdings, L.L.C. | 8,329 | 4,758 |
| Total net increase in net assets resulting from operations allocated from New Mountain Finance Holdings, L.L.C. | 15,547 | 8,188 |
| Net change in unrealized (depreciation) appreciation of investment in New Mountain Finance Holdings, L.L.C. | (31) | — |
| Net increase in net assets resulting from operations | \$ 15,516 | \$ 8,188 |
| Basic earnings per share | \$ 0.61 | \$ 0.77 |
| Weighted average shares of common stock outstanding — basic (See Note 11) | 25,267,118 | 10,697,691 |
| Diluted earnings per share | \$ 0.60 | \$ 0.77 |
| Weighted average shares of common stock outstanding — diluted (See Note 11) | 40,835,723 | 30,919,692 |
| Dividends declared per share | \$ 0.34 | \$ 0.32 |

The accompanying notes are an integral part of these financial statements.

New Mountain Finance Corporation**Statement of Changes in Net Assets
(in thousands)
(unaudited)**

| | Three months ended | |
|--|---------------------------|-----------------------|
| | March 31, 2013 | March 31, 2012 |
| Increase (decrease) in net assets resulting from operations: | | |
| Net investment income allocated from New Mountain Finance Holdings, L.L.C. | \$ 7,218 | \$ 3,430 |
| Net realized gains on investments allocated from New Mountain Finance Holdings, L.L.C. | 686 | 348 |
| Net change in unrealized appreciation (depreciation) of investments allocated from New Mountain Finance Holdings, L.L.C. | 7,643 | 4,410 |
| Net change in unrealized (depreciation) appreciation of investment in New Mountain Finance Holdings, L.L.C. | (31) | — |
| Total net increase in net assets resulting from operations | 15,516 | 8,188 |
| Capital transactions | | |
| Net proceeds from shares sold | 28,400 | — |
| Deferred offering costs allocated from New Mountain Finance Holdings, L.L.C. | (55) | — |
| Value of shares issued for exchanged units | 69,450 | — |
| Dividends declared | (8,281) | (3,423) |
| Reinvestment of dividends | 1,450 | — |
| Total net increase (decrease) in net assets resulting from capital transactions | 90,964 | (3,423) |
| Net increase in net assets | 106,480 | 4,765 |
| Net assets at beginning of period | 341,926 | 145,487 |
| Net assets at end of period | \$ 448,406 | \$ 150,252 |

The accompanying notes are an integral part of these financial statements.

New Mountain Finance Corporation

Statement of Cash Flows
(in thousands)
(unaudited)

| | Three months ended | |
|--|--------------------|----------------|
| | March 31, 2013 | March 31, 2012 |
| Cash flows from operating activities | | |
| Net increase in net assets resulting from operations | \$ 15,516 | \$ 8,188 |
| Adjustments to reconcile net (increase) decrease in net assets resulting from operations to net cash (used in) provided by operating activities: | | |
| Net investment income allocated from New Mountain Finance Holdings, L.L.C. | (7,218) | (3,430) |
| Net realized and unrealized gains allocated from New Mountain Finance Holdings, L.L.C. | (8,329) | (4,758) |
| Net change in unrealized depreciation of investment in New Mountain Finance Holdings, L.L.C. | 31 | — |
| (Increase) decrease in operating assets: | | |
| Purchase of investment | (28,400) | — |
| Distributions from New Mountain Finance Holdings, L.L.C. | 10,236 | 3,423 |
| Net cash flows (used in) provided by operating activities | <u>(18,164)</u> | <u>3,423</u> |
| Cash flows from financing activities | | |
| Net proceeds from shares sold | 28,400 | — |
| Dividends paid | (10,236) | (3,423) |
| Net cash flows provided by (used in) financing activities | <u>18,164</u> | <u>(3,423)</u> |
| Net increase (decrease) in cash and cash equivalents | <u>—</u> | <u>—</u> |
| Cash and cash equivalents at the beginning of the period | <u>—</u> | <u>—</u> |
| Cash and cash equivalents at the end of the period | <u>\$ —</u> | <u>\$ —</u> |
| Non-cash financing activities: | | |
| New Mountain Finance AIV Holdings Corporation exchange of New Mountain Finance Holdings, L.L.C. units for shares | \$ 69,450 | \$ — |
| Value of shares issued in connection with dividend reinvestment plan | 1,450 | — |
| Deferred offering costs allocated from New Mountain Finance Holdings, L.L.C. | (55) | — |

The accompanying notes are an integral part of these financial statements.

New Mountain Finance AIV Holdings Corporation

Statement of Assets and Liabilities
(in thousands, except shares)

| | <u>March 31, 2013</u> (unaudited) | <u>December 31, 2012</u> |
|--|--------------------------------------|--------------------------|
| Assets | | |
| Investment in New Mountain Finance Holdings, L.L.C., at fair value (cost of \$170,287 and \$244,015, respectively) | \$ 162,071 | \$ 228,013 |
| Distributions receivable from New Mountain Finance Holdings, L.L.C. | 5,516 | 7,786 |
| Total assets | <u>\$ 167,587</u> | <u>\$ 235,799</u> |
| Liabilities | | |
| Dividends payable | 5,516 | 7,786 |
| Total liabilities | <u>5,516</u> | <u>7,786</u> |
| Net assets | | |
| Common stock, par value \$0.01 per share 100 shares issued and outstanding | —(1) | —(1) |
| Paid in capital in excess of par | 170,287 | 244,015 |
| Distributions in excess of net realized gains | (7,425) | (6,676) |
| Net unrealized depreciation | (791) | (9,326) |
| Total net assets | <u>162,071</u> | <u>228,013</u> |
| Total liabilities and net assets | <u>\$ 167,587</u> | <u>\$ 235,799</u> |

(1) As of March 31, 2013 and December 31, 2012, the par value of the total common stock was \$1.

The accompanying notes are an integral part of these financial statements.

New Mountain Finance AIV Holdings Corporation

Statement of Operations
(in thousands)
(unaudited)

| | Three months ended | |
|--|--------------------|------------------|
| | March 31, 2013 | March 31, 2012 |
| Net investment income allocated from New Mountain Finance Holdings, L.L.C. | | |
| Interest income | \$ 9,547 | \$ 12,165 |
| Other income | 90 | 275 |
| Total expenses | (5,228) | (5,957) |
| Net investment income allocated from New Mountain Finance Holdings, L.L.C. | 4,409 | 6,483 |
| Net realized and unrealized gain (loss) allocated from New Mountain Finance Holdings, L.L.C. | | |
| Net realized gains on investments | 357 | 659 |
| Net change in unrealized appreciation (depreciation) of investments | 4,247 | 8,336 |
| Net realized and unrealized gain allocated from New Mountain Finance Holdings, L.L.C. | 4,604 | 8,995 |
| Total net increase in net assets resulting from operations allocated from New Mountain Finance Holdings, L.L.C. | 9,013 | 15,478 |
| Net realized losses on investment in New Mountain Finance Holdings, L.L.C. | (5,901) | — |
| Net change in unrealized appreciation (depreciation) of investment in New Mountain Finance Holdings, L.L.C. | 4,288 | — |
| Net increase in net assets resulting from operations | \$ 7,400 | \$ 15,478 |

The accompanying notes are an integral part of these financial statements.

New Mountain Finance AIV Holdings Corporation**Statement of Changes in Net Assets
(in thousands)
(unaudited)**

| | Three months ended | |
|--|---------------------------|-----------------------|
| | March 31, 2013 | March 31, 2012 |
| Increase (decrease) in net assets resulting from operations: | | |
| Net investment income allocated from New Mountain Finance Holdings, L.L.C. | \$ 4,409 | \$ 6,483 |
| Net realized gains on investments allocated from New Mountain Finance Holdings, L.L.C. | 357 | 659 |
| Net change in unrealized appreciation (depreciation) of investments allocated from New Mountain Finance Holdings, L.L.C. | 4,247 | 8,336 |
| Net realized losses on investment in New Mountain Finance Holdings, L.L.C. | (5,901) | — |
| Net change in unrealized appreciation (depreciation) of investment in New Mountain Finance Holdings, L.L.C. | 4,288 | — |
| Total net increase in net assets resulting from operations | 7,400 | 15,478 |
| Capital transactions | | |
| Distribution to New Mountain Guardian AIV, L.P. | (67,806) | — |
| Deferred offering costs allocated from New Mountain Finance Holdings, L.L.C. | (20) | — |
| Dividends declared | (5,516) | (6,471) |
| Total net decrease in net assets resulting from capital transactions | (73,342) | (6,471) |
| Net (decrease) increase in net assets | (65,942) | 9,007 |
| Net assets at beginning of period | 228,013 | 275,015 |
| Net assets at end of period | \$ 162,071 | \$ 284,022 |

The accompanying notes are an integral part of these financial statements.

New Mountain Finance AIV Holdings Corporation

Statement of Cash Flows
(in thousands)
(unaudited)

| | Three months ended | |
|--|--------------------|----------------|
| | March 31, 2013 | March 31, 2012 |
| Cash flows from operating activities | | |
| Net increase in net assets resulting from operations | \$ 7,400 | \$ 15,478 |
| Adjustments to reconcile net (increase) decrease in net assets resulting from operations to net cash (used in) provided by operating activities: | | |
| Net investment income allocated from New Mountain Finance Holdings, L.L.C. | (4,409) | (6,483) |
| Net realized and unrealized (gains) losses allocated from New Mountain Finance Holdings, L.L.C. | (4,604) | (8,995) |
| Net realized gains on investment in New Mountain Finance Holdings, L.L.C. | 5,901 | — |
| Net change in unrealized (appreciation) depreciation in New Mountain Finance Holdings, L.L.C. | (4,288) | — |
| (Increase) decrease in operating activities | (7,786) | — |
| Distributions from New Mountain Finance Holdings, L.L.C. | (7,786) | — |
| Net cash flows (used in) provided by operating activities | (7,786) | — |
| Cash flows from financing activities | | |
| Proceeds from shares sold | 67,806 | — |
| Distribution to New Mountain Guardian AIV, L.P. | (67,806) | — |
| Dividends paid | 7,786 | — |
| Net cash flows provided by (used in) financing activities | 7,786 | — |
| Net increase (decrease) in cash and cash equivalents | — | — |
| Cash and cash equivalents at the beginning of the period | — | — |
| Cash and cash equivalents at the end of the period | \$ — | \$ — |
| Non-cash operating activities: | | |
| Distribution receivable from New Mountain Holdings, L.L.C. | \$ 5,516 | \$ 6,471 |
| Non-cash financing activities: | | |
| Dividends declared and payable | \$ (5,516) | \$ (6,471) |
| Deferred offering costs allocated from New Mountain Finance Holdings, L.L.C. | (20) | — |

The accompanying notes are an integral part of these financial statements.

**Combined Notes to the Consolidated Financial Statements of
New Mountain Finance Holdings, L.L.C.,
the Financial Statements of New Mountain Finance Corporation and the Financial Statements
of New Mountain Finance AIV Holdings Corporation**

**March 31, 2013
(in thousands, except units/shares and per unit/share data)
(unaudited)**

The information in these combined notes to the financial statements relates to each of the three separate registrants: New Mountain Finance Holdings, L.L.C., New Mountain Finance Corporation and New Mountain Finance AIV Holdings Corporation (collectively, the "Companies"). Information that relates to an individual registrant will be specifically referenced by the respective company. None of the Companies makes any representation as to the information related solely to the other registrants other than itself.

Note 1. Formation and Business Purpose

New Mountain Finance Holdings, L.L.C. (the "Operating Company" or the "Master Fund") is a Delaware limited liability company. The Operating Company is externally managed and has elected to be treated as a business development company ("BDC") under the Investment Company Act of 1940, as amended (the "1940 Act"). As such, The Operating Company is obligated to comply with certain regulatory requirements. The Operating Company intends to be treated as a partnership for federal income tax purposes for so long as it has at least two members.

The Operating Company is externally managed by New Mountain Finance Advisers BDC, L.L.C. (the "Investment Adviser"). New Mountain Finance Administration, L.L.C. (the "Administrator") provides the administrative services necessary for operations. The Investment Adviser and Administrator are wholly-owned subsidiaries of New Mountain Capital (defined as New Mountain Capital Group, L.L.C. and its affiliates). New Mountain Capital is a firm with a track record of investing in the middle market and with assets under management (which includes amounts committed, not all of which have been drawn down and invested to date) totaling more than \$9.0 billion as of March 31, 2013. New Mountain Capital focuses on investing in defensive growth companies across its private equity, public equity, and credit investment vehicles. The Operating Company, formerly known as New Mountain Guardian (Leveraged), L.L.C., was originally formed as a subsidiary of New Mountain Guardian AIV, L.P. ("Guardian AIV") by New Mountain Capital in October 2008. Guardian AIV was formed through an allocation of approximately \$300.0 million of the \$5.1 billion of commitments supporting New Mountain Partners III, L.P., a private equity fund managed by New Mountain Capital. In February 2009, New Mountain Capital formed a co-investment vehicle, New Mountain Guardian Partners, L.P., comprising \$20.4 million of commitments. New Mountain Guardian (Leveraged), L.L.C. and New Mountain Guardian Partners, L.P., together with their respective direct and indirect wholly-owned subsidiaries, are defined as the "Predecessor Entities".

New Mountain Finance Corporation ("NMFC") is a Delaware corporation that was originally incorporated on June 29, 2010. NMFC is a closed-end, non-diversified management investment company that has elected to be treated as a BDC under the 1940 Act. As such, NMFC is obligated to comply with certain regulatory requirements. NMFC has elected to be treated, and intends to comply with the requirements to continue to qualify annually, as a regulated investment company ("RIC") under Subchapter M of the Internal Revenue Code of 1986, as amended, (the "Code").

New Mountain Finance AIV Holdings Corporation ("AIV Holdings") is a Delaware corporation that was originally incorporated on March 11, 2011. Guardian AIV, a Delaware limited partnership, is

**Combined Notes to the Consolidated Financial Statements of
New Mountain Finance Holdings, L.L.C.,
the Financial Statements of New Mountain Finance Corporation and the Financial Statements
of New Mountain Finance AIV Holdings Corporation (Continued)**

**March 31, 2013
(in thousands, except units/shares and per unit/share data)
(unaudited)**

Note 1. Formation and Business Purpose (Continued)

AIV Holdings' sole stockholder. AIV Holdings is a closed-end, non-diversified management investment company that has elected to be treated as a BDC under the 1940 Act. As such, AIV Holdings is obligated to comply with certain regulatory requirements. AIV Holdings has elected to be treated, and intends to comply with the requirements to continue to qualify annually, as a RIC under the Code.

On May 19, 2011, NMFC priced its initial public offering (the "IPO") of 7,272,727 shares of common stock at a public offering price of \$13.75 per share. Concurrently with the closing of the IPO and at the public offering price of \$13.75 per share, NMFC sold an additional 2,172,000 shares of its common stock to certain executives and employees of, and other individuals affiliated with, New Mountain Capital in a concurrent private placement (the "Concurrent Private Placement"). Additionally, 1,252,964 shares were issued to the limited partners of New Mountain Guardian Partners, L.P. at that time for their ownership interest in the Predecessor Entities. In connection with NMFC's IPO and through a series of transactions, the Operating Company owns all of the operations of the Predecessor Entities, including all of the assets and liabilities related to such operations.

NMFC and AIV Holdings are holding companies with no direct operations of their own, and their sole asset is their ownership in the Operating Company. NMFC and AIV Holdings each entered into a joinder agreement with respect to the Limited Liability Company Agreement, as amended and restated, of the Operating Company, pursuant to which NMFC and AIV Holdings were admitted as members of the Operating Company. NMFC acquired from the Operating Company, with the gross proceeds of the IPO and the Concurrent Private Placement, common membership units ("units") of the Operating Company (the number of units are equal to the number of shares of NMFC's common stock sold in the IPO and the Concurrent Private Placement). Additionally, NMFC received units of the Operating Company equal to the number of shares of common stock of NMFC issued to the limited partners of New Mountain Guardian Partners, L.P. Guardian AIV was the parent of the Operating Company prior to the IPO and, as a result of the transactions completed in connection with the IPO, obtained units in the Operating Company. Guardian AIV contributed its units in the Operating Company to its newly formed subsidiary, AIV Holdings, in exchange for common stock of AIV Holdings. AIV Holdings has the right to exchange all or any portion of its units in the Operating Company for shares of NMFC's common stock on a one-for-one basis at anytime.

During the quarter ended March 31, 2013, NMFC issued an additional 98,409 shares in conjunction with its dividend reinvestment plan at a weighted average price of \$14.74. Since NMFC's IPO, and through March 31, 2013, NMFC raised \$161,828 in net proceeds from additional offerings of common stock and issued shares valued at \$125,764 to AIV Holdings for exchanged units. NMFC acquired from the Operating Company units of the Operating Company equal to the number of shares of NMFC's common stock sold in the additional offerings. As of March 31, 2013, NMFC and AIV Holdings owned approximately 73.5% and 26.5%, respectively, of the units of the Operating Company.

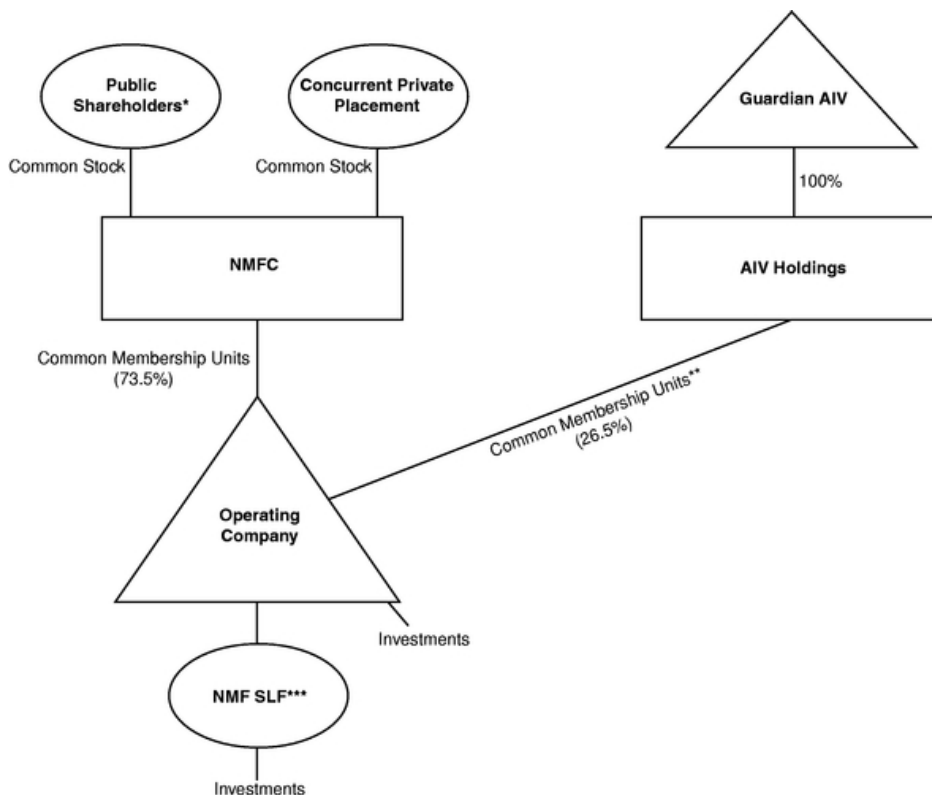
**Combined Notes to the Consolidated Financial Statements of
New Mountain Finance Holdings, L.L.C.,
the Financial Statements of New Mountain Finance Corporation and the Financial Statements
of New Mountain Finance AIV Holdings Corporation (Continued)**

**March 31, 2013
(in thousands, except units/shares and per unit/share data)
(unaudited)**

Note 1. Formation and Business Purpose (Continued)

The current structure was designed to generally prevent NMFC from being allocated taxable income with respect to unrecognized gains that existed at the time of the IPO in the Predecessor Entities' assets, and rather such amounts would be allocated generally to AIV Holdings. The result is that any distributions made to NMFC's stockholders that are attributable to such gains generally will not be treated as taxable dividends but rather as return of capital.

The diagram below depicts the Companies' organizational structure as of March 31, 2013.



* Includes partners of New Mountain Guardian Partners, L.P.

** These common membership units are exchangeable into shares of NMFC common stock on a one-for-one basis.

*** New Mountain Finance SPV Funding, L.L.C. ("NMF SLF").

**Combined Notes to the Consolidated Financial Statements of
New Mountain Finance Holdings, L.L.C.,
the Financial Statements of New Mountain Finance Corporation and the Financial Statements
of New Mountain Finance AIV Holdings Corporation (Continued)**

**March 31, 2013
(in thousands, except units/shares and per unit/share data)
(unaudited)**

Note 1. Formation and Business Purpose (Continued)

The Operating Company's investment objective is to generate current income and capital appreciation through the sourcing and origination of debt securities at all levels of the capital structure, including first and second lien debt, notes, bonds and mezzanine securities. In some cases, the Operating Company's investments may also include equity interests. The primary focus is in the debt of defensive growth companies, which are defined as generally exhibiting the following characteristics: (i) sustainable secular growth drivers, (ii) high barriers to competitive entry, (iii) high free cash flow after capital expenditure and working capital needs, (iv) high returns on assets and (v) niche market dominance.

Note 2. Summary of Significant Accounting Policies

Basis of accounting — The Companies' financial statements have been prepared in conformity with accounting principles generally accepted in the United States of America ("GAAP"). The Operating Company consolidates its wholly-owned subsidiary, NMF SLF. NMFC and AIV Holdings do not consolidate the Operating Company. NMFC and AIV Holdings apply investment company master-feeder financial statement presentation, as described in Accounting Standards Codification 946, *Financial Services — Investment Companies*, ("ASC 946") to their interest in the Operating Company. NMFC and AIV Holdings observe that it is industry practice to follow the presentation prescribed for a master fund-feeder fund structure in ASC 946 in instances in which a master fund is owned by more than one feeder fund and that such presentation provides stockholders of NMFC and AIV Holdings with a clearer depiction of their investment in the Master Fund.

The Companies' financial statements reflect all adjustments and reclassifications which, in the opinion of management, are necessary for the fair presentation of the results of operations and financial condition for all periods presented. All intercompany transactions have been eliminated. Revenues are recognized when earned and expenses when incurred. The financial results of the Operating Company's portfolio investments are not consolidated in the financial statements. Prior to the IPO, an affiliate of the Predecessor Entities paid a majority of the management and incentive fees. Historical operating expenses do not reflect the allocation of certain professional fees, administrative and other expenses that have been incurred following the completion of the IPO. Accordingly, the Operating Company's historical operating expenses are not comparable to its operating expenses after the completion of the IPO.

The Companies' interim financial statements are prepared in accordance with GAAP for interim financial information and pursuant to the requirements for reporting on Form 10-Q and Articles 6 or 10 of Regulation S-X. Accordingly, the Companies' interim financial statements do not include all of the information and notes required by GAAP for annual financial statements. In the opinion of management, all adjustments, consisting solely of normal recurring accruals considered necessary for the fair presentation of financial statements for the interim period, have been included. The current period's results of operations will not necessarily be indicative of results that ultimately may be achieved for the fiscal year ending December 31, 2013.

**Combined Notes to the Consolidated Financial Statements of
New Mountain Finance Holdings, L.L.C.,
the Financial Statements of New Mountain Finance Corporation and the Financial Statements
of New Mountain Finance AIV Holdings Corporation (Continued)**

**March 31, 2013
(in thousands, except units/shares and per unit/share data)
(unaudited)**

Note 2. Summary of Significant Accounting Policies (Continued)

Investments — The Operating Company applies fair value accounting in accordance with GAAP. Fair value is the amount that would be received to sell an asset or paid to transfer a liability in an orderly transaction between market participants at the measurement date. Investments are reflected on the Operating Company's Consolidated Statements of Assets, Liabilities and Members' Capital at fair value, with changes in unrealized gains and losses resulting from changes in fair value reflected in the Operating Company's Consolidated Statements of Operations as "Net change in unrealized appreciation (depreciation) of investments" and realizations on portfolio investments reflected in the Operating Company's Consolidated Statements of Operations as "Net realized gains (losses) on investments".

The Operating Company values its assets on a quarterly basis, or more frequently if required under the 1940 Act. In all cases, the Operating Company's board of directors is ultimately and solely responsible for determining the fair value of the portfolio investments on a quarterly basis in good faith, including investments that are not publicly traded, those whose market prices are not readily available and any other situation where its portfolio investments require a fair value determination. Security transactions are accounted for on a trade date basis. The Operating Company's quarterly valuation procedures are set forth in more detail below:

- (1) Investments for which market quotations are readily available on an exchange are valued at such market quotations based on the closing price indicated from independent pricing services.
- (2) Investments for which indicative prices are obtained from various pricing services and/or brokers or dealers are valued through a multi-step valuation process, as described below, to determine whether the quote(s) obtained is representative of fair value in accordance with GAAP.
 - a. Bond quotes are obtained through independent pricing services. Internal reviews are performed by the investment professionals of the Investment Adviser to ensure that the quote obtained is representative of fair value in accordance with GAAP and if so, the quote is used. If the Investment Adviser is unable to sufficiently validate the quote(s) internally and if the investment's par value or its fair value exceeds the materiality threshold, the investment is valued similarly to those assets with no readily available quotes (see (3) below); and
 - b. For investments other than bonds, the Operating Company looks at the number of quotes readily available and performs the following:
 - i. Investments for which two or more quotes are received from a pricing service are valued using the mean of the mean of the bid and ask of the quotes obtained.
 - ii. Investments for which one quote is received from a pricing service are validated internally. The investment professionals of the Investment Adviser

**Combined Notes to the Consolidated Financial Statements of
New Mountain Finance Holdings, L.L.C.,
the Financial Statements of New Mountain Finance Corporation and the Financial Statements
of New Mountain Finance AIV Holdings Corporation (Continued)**

**March 31, 2013
(in thousands, except units/shares and per unit/share data)
(unaudited)**

Note 2. Summary of Significant Accounting Policies (Continued)

analyze the market quotes obtained using an array of valuation methods (further described below) to validate the fair value. If the Investment Adviser is unable to sufficiently validate the quote internally and if the investment's par value or its fair value exceeds the materiality threshold, the investment is valued similarly to those assets with no readily available quotes (see (3) below).

- (3) Investments for which quotations are not readily available through exchanges, pricing services, brokers, or dealers are valued through a multi-step valuation process:
- a. Each portfolio company or investment is initially valued by the investment professionals of the Investment Adviser responsible for the credit monitoring;
 - b. Preliminary valuation conclusions will then be documented and discussed with the Operating Company's senior management;
 - c. If an investment falls into (3) above for four consecutive quarters and if the investment's par value or its fair value exceeds the materiality threshold, then at least once each fiscal year, the valuation for each portfolio investment for which the Operating Company does not have a readily available market quotation will be reviewed by an independent valuation firm engaged by the Companies' board of directors; and
 - d. When deemed appropriate by the Operating Company's management, an independent valuation firm may be engaged to review and value investment(s) of a portfolio company, without any preliminary valuation being performed by the Investment Adviser. The investment professionals of the Investment Adviser will review and validate the value provided.

The values assigned to investments are based upon available information and do not necessarily represent amounts which might ultimately be realized, since such amounts depend on future circumstances and cannot be reasonably determined until the individual positions are liquidated. Due to the inherent uncertainty of determining the fair value of investments that do not have a readily available market value, the fair value of the Operating Company's investments may fluctuate from period to period.

NMFC and AIV Holdings are holding companies with no direct operations of their own, and their sole asset is their ownership in the Operating Company. NMFC's and AIV Holdings' investments in the Operating Company are carried at fair value and represent the respective pro-rata interest in the net assets of the Operating Company as of the applicable reporting date. NMFC and AIV Holdings value their ownership interest on a quarterly basis, or more frequently if required under the 1940 Act.

See Note 3, *Investments*, for further discussion relating to investments.

**Combined Notes to the Consolidated Financial Statements of
New Mountain Finance Holdings, L.L.C.,
the Financial Statements of New Mountain Finance Corporation and the Financial Statements
of New Mountain Finance AIV Holdings Corporation (Continued)**

**March 31, 2013
(in thousands, except units/shares and per unit/share data)
(unaudited)**

Note 2. Summary of Significant Accounting Policies (Continued)

Cash and cash equivalents — Cash and cash equivalents include cash and short-term, highly liquid investments. The Companies define cash equivalents as securities that are readily convertible into known amounts of cash and so near maturity that there is insignificant risk of changes in value. Generally, these securities have original maturities of three months or less.

Revenue recognition

The Operating Company's revenue recognition policies are as follows:

Sales and paydowns of investments: Realized gains and losses on investments are determined on the specific identification method.

Interest income: Interest income, including amortization of premium and discount using the effective interest method, is recorded on the accrual basis and periodically assessed for collectability. Interest income also includes interest earned from cash on hand. Upon the prepayment of a loan or debt security, any prepayment penalties are recorded as part of interest income. The Operating Company has loans in the portfolio that contain a payment-in-kind ("PIK") provision. PIK represents interest that is accrued and recorded as interest income at the contractual rates, added to the loan principal on the respective capitalization dates, and generally due at maturity.

Non-accrual income: Loans are placed on non-accrual status when principal or interest payments are past due 30 days or more and when there is reasonable doubt that principal or interest will be collected. Accrued cash and un-capitalized PIK interest is generally reversed when a loan is placed on non-accrual status. Previously capitalized PIK interest is not reversed when an investment is placed on non-accrual status. Interest payments received on non-accrual loans may be recognized as income or applied to principal depending upon management's judgment of the ultimate outcome. Non-accrual loans are restored to accrual status when past due principal and interest is paid and, in management's judgment, are likely to remain current.

Other income: Other income represents delayed compensation, consent or amendment fees, revolver fees and other miscellaneous fees received. Delayed compensation is income earned from counterparties on trades that do not settle within a set number of business days after trade date. Other income may also include fees from bridge loans. The Operating Company may from time to time enter into bridge financing commitments, an obligation to provide interim financing to a counterparty until permanent credit can be obtained. These commitments are short-term in nature and may expire unfunded. A fee is received by the Operating Company for providing such commitments.

NMFC's and AIV Holdings' revenue recognition policies are as follows:

Revenue, expenses, and capital gains (losses): At each quarterly valuation date, the Operating Company's investment income, expenses, net realized gains (losses), and net increase

**Combined Notes to the Consolidated Financial Statements of
New Mountain Finance Holdings, L.L.C.,
the Financial Statements of New Mountain Finance Corporation and the Financial Statements
of New Mountain Finance AIV Holdings Corporation (Continued)**

**March 31, 2013
(in thousands, except units/shares and per unit/share data)
(unaudited)**

Note 2. Summary of Significant Accounting Policies (Continued)

(decrease) in unrealized appreciation (depreciation) are allocated to NMFC and AIV Holdings based on their pro-rata interest in the net assets of the Operating Company. This is recorded on NMFC's and AIV Holdings' Statements of Operations. Realized gains and losses are recorded upon sales of NMFC's and AIV Holdings' investments in the Operating Company. Net change in unrealized appreciation (depreciation) of investment in New Mountain Finance Holdings, L.L.C. is the difference between the net asset value per share and the closing price per share for shares issued as part of the dividend reinvestment plan on the dividend payment date. This net change in unrealized appreciation (depreciation) of investment in New Mountain Finance Holdings, L.L.C. includes the unrealized appreciation (depreciation) from the IPO. NMFC used the proceeds from its IPO and Concurrent Private Placement to purchase units in the Operating Company at \$13.75 per unit (its IPO price per share). At the IPO date, \$13.75 per unit represented a discount to the actual net asset value per unit of the Operating Company. As a result, NMFC experienced immediate unrealized appreciation on its investment. Concurrently, AIV Holdings experienced immediate unrealized depreciation on its investment in the Operating Company equal to the difference between NMFC's IPO price of \$13.75 per unit and the actual net asset value per unit.

All expenses, including those of NMFC and AIV Holdings, are paid and recorded by the Operating Company. Expenses are allocated to NMFC and AIV Holdings based on pro-rata ownership interest. In addition, the Operating Company paid all of the offering costs related to the IPO and subsequent offerings. NMFC and AIV Holdings have recorded their portion of the offering costs as a direct reduction to net assets and the cost of their investment in the Operating Company.

With respect to the expenses incident to any registration of shares of NMFC's common stock issued in exchange for AIV Holdings' units of the Operating Company, AIV Holdings is directly responsible for the expenses of any demand registration (including underwriters' discounts or commissions) and their pro-rata share of any "piggyback" registration expenses.

Interest and other credit facility expenses — Interest and other credit facility fees are recorded on an accrual basis by the Operating Company. See Note 7, *Borrowing Facilities*, for details.

Deferred credit facility costs — The deferred credit facility costs of the Operating Company consist of capitalized expenses related to the origination and amending of the Operating Company's existing credit facilities. The Operating Company amortizes these costs into expense using the straight-line method over the stated life of the related credit facility. See Note 7, *Borrowing Facilities*, for details.

Income taxes — The Operating Company is treated as a partnership for federal income tax purposes. Accordingly, no provision for income taxes has been made in the accompanying financial statements, as the partners are individually responsible for reporting income or loss based on their respective share of the revenues and expenses. The Operating Company files United States ("U.S.") federal, state, and local income tax returns.

**Combined Notes to the Consolidated Financial Statements of
New Mountain Finance Holdings, L.L.C.,
the Financial Statements of New Mountain Finance Corporation and the Financial Statements
of New Mountain Finance AIV Holdings Corporation (Continued)**

**March 31, 2013
(in thousands, except units/shares and per unit/share data)
(unaudited)**

Note 2. Summary of Significant Accounting Policies (Continued)

NMFC and AIV Holdings have elected to be treated, and intend to comply with the requirements to qualify annually, as RICs under subchapter M of the Code. As RICs, NMFC and AIV Holdings are not subject to federal income tax on the portion of taxable income and gains timely distributed to stockholders; therefore, no provision for income taxes has been recorded.

To continue to qualify as RICs, NMFC and AIV Holdings are required to meet certain income and asset diversification tests in addition to distributing at least 90.0% of their respective investment company taxable income, as defined by the Code. Since federal income tax regulations differ from GAAP, distributions in accordance with tax regulations may differ from net investment income and realized gains recognized for financial reporting purposes.

Differences between taxable income and the results of operations for financial reporting purposes may be permanent or temporary in nature. Permanent differences are reclassified among capital accounts in the financial statements to reflect their tax character. Differences in classification may also result from the treatment of short-term gains as ordinary income for tax purposes.

For federal income tax purposes, distributions paid to stockholders of NMFC and AIV Holdings are reported as ordinary income, return of capital, long term capital gains or a combination thereof.

NMFC and AIV Holdings will be subject to a 4.0% nondeductible federal excise tax on certain undistributed income unless NMFC and AIV Holdings distribute, in a timely manner as required by the Code, an amount at least equal to the sum of (1) 98.0% of their respective net ordinary income earned for the calendar year and (2) 98.2% of their respective capital gain net income for the one-year period ending October 31 in the calendar year.

The Companies have adopted the Income Taxes topic of the Codification ("ASC 740"). ASC 740 provides guidance for how uncertain income tax positions should be recognized, measured, and disclosed in the financial statements. Based on their analyses, the Companies have determined that there were no material uncertain income tax positions through December 31, 2012. The 2011 and 2012 tax years remain subject to examination by U.S. federal, state, and local tax authorities.

Dividends — Distributions to common unit holders of the Operating Company and common stockholders of NMFC and AIV Holdings are recorded on the record date as set by the respective board of directors. In order for NMFC and AIV Holdings to pay a dividend or other distribution to holders of their common stock, it must be accompanied by a prior distribution by the Operating Company to all of its unit holders. The Operating Company intends to make distributions to its unit holders that will be sufficient to enable NMFC and AIV Holdings to pay quarterly distributions to their stockholders and to maintain their status as RICs. NMFC and AIV Holdings intend to distribute approximately all of their portion of the Operating Company's adjusted net investment income (see Note 5, *Agreements*) on a quarterly basis and substantially all of their portion of the Operating Company's taxable income on an annual basis, except that NMFC may retain certain net capital gains for reinvestment.

**Combined Notes to the Consolidated Financial Statements of
New Mountain Finance Holdings, L.L.C.,
the Financial Statements of New Mountain Finance Corporation and the Financial Statements
of New Mountain Finance AIV Holdings Corporation (Continued)**

**March 31, 2013
(in thousands, except units/shares and per unit/share data)
(unaudited)**

Note 2. Summary of Significant Accounting Policies (Continued)

Under certain circumstances, the distributions that the Operating Company makes to its members may not be sufficient for AIV Holdings to satisfy the annual distribution requirement necessary for AIV Holdings to continue to qualify as a RIC. In that case, it is expected that Guardian AIV would consent to be treated as if it received distributions from AIV Holdings sufficient to satisfy the annual distribution requirement. Guardian AIV would be required to include the consent dividend in its taxable income as a dividend from AIV Holdings, which would result in phantom (i.e., non-cash) taxable income to Guardian AIV. AIV Holdings intends to make quarterly distributions to Guardian AIV, its sole stockholder, out of assets legally available for distribution each quarter.

The Operating Company and NMFC are required to take certain actions in order to maintain, at all times, a one-to-one ratio between the number of units held by NMFC and the number of shares of NMFC's common stock outstanding. NMFC has adopted a dividend reinvestment plan that provides on behalf of its stockholders for reinvestment of any distributions declared, unless a stockholder elects to receive cash. Cash distributions reinvested in additional shares of NMFC's common stock will be automatically reinvested by NMFC into additional units of the Operating Company. In addition, AIV Holdings does not intend to reinvest any distributions received from the Operating Company in additional units of the Operating Company.

NMFC applies the following in implementing the dividend reinvestment plan. If the price at which newly issued shares are to be credited to stockholders' accounts is greater than 110.0% of the last determined net asset value of the shares, NMFC will use only newly issued shares to implement its dividend reinvestment plan. Under such circumstances, the number of shares to be issued to a stockholder is determined by dividing the total dollar amount of the distribution payable to such stockholder by the market price per share of NMFC's common stock on the New York Stock Exchange ("NYSE") on the distribution payment date. Market price per share on that date will be the closing price for such shares on the NYSE or, if no sale is reported for such day, the average of their electronically reported bid and asked prices. If NMFC uses newly issued shares to implement the plan, NMFC will receive, on a one-for-one basis, additional units of the Operating Company in exchange for cash distributions that are reinvested in shares of NMFC's common stock under the dividend reinvestment plan.

If the price at which newly issued shares are to be credited to stockholders' accounts is less than 110.0% of the last determined net asset value of the shares, NMFC will either issue new shares or instruct the plan administrator to purchase shares in the open market to satisfy the additional shares required. Shares purchased in open market transactions by the plan administrator will be allocated to a stockholder based on the average purchase price, excluding any brokerage charges or other charges, of all shares of common stock purchased in the open market. The number of shares of NMFC's common stock to be outstanding after giving effect to payment of the distribution cannot be established until the value per share at which additional shares will be issued has been determined and elections of NMFC's stockholders have been tabulated.

**Combined Notes to the Consolidated Financial Statements of
New Mountain Finance Holdings, L.L.C.,
the Financial Statements of New Mountain Finance Corporation and the Financial Statements
of New Mountain Finance AIV Holdings Corporation (Continued)**

**March 31, 2013
(in thousands, except units/shares and per unit/share data)
(unaudited)**

Note 2. Summary of Significant Accounting Policies (Continued)

Foreign securities — The accounting records of the Operating Company are maintained in U.S. dollars. Investment securities denominated in foreign currencies are translated into U.S. dollars based on the rate of exchange of such currencies on the date of valuation. Purchases and sales of investment securities and income and expense items denominated in foreign currencies are translated into U.S. dollars based on the rate of exchange of such currencies on the respective dates of the transactions. The Operating Company does not isolate that portion of the results of operations resulting from changes in foreign exchange rates on investments from the fluctuations arising from changes in market prices of securities held. Such fluctuations are included with "Net change in unrealized appreciation (depreciation) of investments" and "Net realized gains (losses) on investments" in the Operating Company's Consolidated Statements of Operations.

Investments denominated in foreign currencies may be negatively affected by movements in the rate of exchange between the U.S. dollar and such foreign currencies. This movement is beyond the control of the Operating Company and cannot be predicted.

Use of estimates — The preparation of the Companies' financial statements in conformity with GAAP requires management to make estimates and assumptions that affect the reported amounts of assets and liabilities at the date of the Companies' financial statements and the reported amounts of revenues and expenses during the reporting periods. Changes in the economic environment, financial markets, and other metrics used in determining these estimates could cause actual results to differ from the estimates used, and the differences could be material.

Note 3. Investments

At March 31, 2013 the Operating Company's investments consisted of the following:

Investment Cost and Fair Value by Type

| | <u>Cost</u> | <u>Fair Value</u> |
|-------------------|---------------------|---------------------|
| First lien | \$ 521,343 | \$ 522,150 |
| Second lien | 437,759 | 451,491 |
| Subordinated | 43,852 | 46,423 |
| Equity and other | 2,445 | 10,802 |
| Total investments | <u>\$ 1,005,399</u> | <u>\$ 1,030,866</u> |

**Combined Notes to the Consolidated Financial Statements of
New Mountain Finance Holdings, L.L.C.,
the Financial Statements of New Mountain Finance Corporation and the Financial Statements
of New Mountain Finance AIV Holdings Corporation (Continued)**

**March 31, 2013
(in thousands, except units/shares and per unit/share data)
(unaudited)**

Note 3. Investments (Continued)**Investment Cost and Fair Value by Industry**

| | Cost | Fair Value |
|-----------------------------------|---------------------|---------------------|
| Software | \$ 219,053 | \$ 225,712 |
| Education | 188,340 | 185,240 |
| Business Services | 148,782 | 155,099 |
| Healthcare Services | 136,182 | 141,095 |
| Federal Services | 108,011 | 110,108 |
| Consumer Services | 44,129 | 45,258 |
| Media | 23,580 | 30,845 |
| Distribution | 27,800 | 29,149 |
| Healthcare Products | 25,544 | 27,431 |
| Energy | 24,795 | 25,358 |
| Logistics | 23,556 | 23,718 |
| Industrial Services | 13,833 | 14,192 |
| Healthcare Information Technology | 13,569 | 9,592 |
| Information Technology | 6,491 | 6,917 |
| Power Generation | 1,734 | 1,152 |
| Total investments | <u>\$ 1,005,399</u> | <u>\$ 1,030,866</u> |

At December 31, 2012 the Operating Company's investments consisted of the following:

Investment Cost and Fair Value by Type

| | Cost | Fair Value |
|-------------------|-------------------|-------------------|
| First lien | \$ 496,931 | \$ 493,502 |
| Second lien | 433,829 | 441,073 |
| Subordinated | 43,097 | 45,148 |
| Equity and other | 2,386 | 10,097 |
| Total investments | <u>\$ 976,243</u> | <u>\$ 989,820</u> |

**Combined Notes to the Consolidated Financial Statements of
New Mountain Finance Holdings, L.L.C.,
the Financial Statements of New Mountain Finance Corporation and the Financial Statements
of New Mountain Finance AIV Holdings Corporation (Continued)**

**March 31, 2013
(in thousands, except units/shares and per unit/share data)
(unaudited)**

Note 3. Investments (Continued)**Investment Cost and Fair Value by Industry**

| | Cost | Fair Value |
|-----------------------------------|-------------------|-------------------|
| Software | \$ 241,742 | \$ 246,696 |
| Education | 155,047 | 150,151 |
| Healthcare Services | 139,370 | 143,724 |
| Business Services | 140,426 | 143,420 |
| Federal Services | 95,150 | 95,428 |
| Consumer Services | 41,173 | 41,625 |
| Media | 26,582 | 34,001 |
| Distribution | 27,787 | 28,654 |
| Healthcare Products | 25,659 | 27,220 |
| Logistics | 23,533 | 23,180 |
| Industrial Services | 13,825 | 14,105 |
| Retail | 11,597 | 12,146 |
| Healthcare Information Technology | 14,550 | 10,291 |
| Energy | 9,852 | 10,072 |
| Information Technology | 6,476 | 6,711 |
| Power Generation | 3,474 | 2,396 |
| Total investments | <u>\$ 976,243</u> | <u>\$ 989,820</u> |

As of March 31, 2013, the Operating Company's first lien positions in ATI Acquisition Company remained on non-accrual status due to the inability of the portfolio company to service its interest payment for the quarter then ended and uncertainty about its ability to pay such amounts in the future. As of March 31, 2013, the Operating Company's investment had an aggregate cost basis of \$5,917, an aggregate fair value of \$602 and total unearned interest income of \$232 for the three months then ended. As of December 31, 2012, the Operating Company's original first lien position in ATI Acquisition Company was put on non-accrual status, with a cost basis of \$4,306, a fair value of zero and total unearned interest income of \$653 for the year then ended. The Operating Company's two super priority first lien debt investments in ATI Acquisition Company had a combined cost basis of \$1,611 and a combined fair value of \$752 as of December 31, 2012. During the third quarter of 2012, the Operating Company placed the super priority first lien positions on non-accrual status as well, resulting in total unearned interest income of \$310 for the year ended December 31, 2012. As of December 31, 2012, the Operating Company's total investment in ATI Acquisition Company had an aggregate cost basis of \$5,917 and an aggregate fair value of \$752, putting the entire ATI Acquisition Company's investment on non-accrual status. As of March 31, 2013 and December 31, 2012, unrealized gains include a fee that the Operating Company would receive upon maturity of the two super priority first lien debt investments.

**Combined Notes to the Consolidated Financial Statements of
New Mountain Finance Holdings, L.L.C.,
the Financial Statements of New Mountain Finance Corporation and the Financial Statements
of New Mountain Finance AIV Holdings Corporation (Continued)**

**March 31, 2013
(in thousands, except units/shares and per unit/share data)
(unaudited)**

Note 3. Investments (Continued)

As of March 31, 2013, the Operating Company had unfunded commitments on revolving credit facilities and bridge facilities of \$10,500 and \$0, respectively. The Operating Company did not have any unfunded commitments in the form of a delayed draw or other future funding commitments as of March 31, 2013. Any unfunded commitments are disclosed on the Operating Company's Consolidated Schedule of Investments as of March 31, 2013.

As of December 31, 2012, the Operating Company had unfunded commitments on revolving credit facilities and bridge facilities of \$10,500 and \$0, respectively. The Operating Company did not have any unfunded commitments in the form of a delayed draw or other future funding commitments as of December 31, 2012. Any unfunded commitments are disclosed on the Operating Company's Consolidated Schedule of Investments as of December 31, 2012.

Investment Risk Factor — First and second lien debt that the Operating Company invests in is entirely, or almost entirely, rated below investment grade or may be unrated. These loans are considered speculative because of the credit risk of the issuers. Such issuers are considered more likely than investment grade issuers to default on their payments of interest and principal and such defaults could reduce the net asset value and income distributions of the Operating Company. First and second lien debt may also lose significant market value before a default occurs. Furthermore, an active trading market may not exist for these first and second lien loans. This illiquidity may make it more difficult to value the debt.

Subordinated debt is generally subject to similar risks as those associated with first and second lien debt, except that such debt is subordinated in payment and /or lower in lien priority. Subordinated debt is subject to the additional risk that the cash flow of the borrower and the property securing the debt, if any, may be insufficient to meet scheduled payments after giving effect to the senior secured and unsecured obligations of the borrower.

Note 4. Fair Value

Fair value is the amount that would be received to sell an asset or paid to transfer a liability in an orderly transaction between market participants at the measurement date. Accounting Standards Codification 820, *Fair Value Measurements and Disclosures* ("ASC 820"), establishes a fair value hierarchy that prioritizes and ranks the inputs to valuation techniques used in measuring investments at fair value. The hierarchy classifies the inputs used in measuring fair value into three levels as follows:

Level 1 — Quoted prices (unadjusted) are available in active markets for identical investments and the Operating Company has the ability to access such quotes as of the reporting date. The type of investments which would generally be included in Level 1 include active exchange-traded equity securities and exchange-traded derivatives. As required by ASC 820, the Operating Company, to the extent that it holds such investments, does not adjust the quoted

**Combined Notes to the Consolidated Financial Statements of
New Mountain Finance Holdings, L.L.C.,
the Financial Statements of New Mountain Finance Corporation and the Financial Statements
of New Mountain Finance AIV Holdings Corporation (Continued)**

**March 31, 2013
(in thousands, except units/shares and per unit/share data)
(unaudited)**

Note 4. Fair Value (Continued)

price for these investments, even in situations where the Operating Company holds a large position and a sale could reasonably impact the quoted price.

Level II — Pricing inputs are observable for the investments, either directly or indirectly, as of the reporting date, but are not the same as those used in Level I. Level II inputs include the following:

- Quoted prices for similar assets or liabilities in active markets;
- Quoted prices for identical or similar assets or liabilities in non-active markets (examples include corporate and municipal bonds, which trade infrequently);
- Pricing models whose inputs are observable for substantially the full term of the asset or liability (examples include most over-the-counter derivatives, including foreign exchange forward contracts); and
- Pricing models whose inputs are derived principally from or corroborated by observable market data through correlation or other means for substantially the full term of the asset or liability.

Level III — Pricing inputs are unobservable for the investment and include situations where there is little, if any, market activity for the investment.

The inputs used to measure fair value may fall into different levels. In all instances when the inputs fall within different levels of the hierarchy, the level within which the fair value measurement is categorized is based on the lowest level of input that is significant to the fair value measurement in its entirety. As such, a Level III fair value measurement may include inputs that are both observable (Levels I and II) and unobservable (Level III). Gains and losses for such assets categorized within the Level III table below may include changes in fair value that are attributable to both observable inputs (Levels II and III) and unobservable inputs (Level III).

The inputs into the determination of fair value require significant judgment or estimation by management and consideration of factors specific to each investment. A review of the fair value hierarchy classifications is conducted on a quarterly basis. Changes in the observability of valuation inputs may result in the transfer of certain investments within the fair value hierarchy from period to period. Reclassifications impacting the fair value hierarchy are reported as transfers in/out of the respective leveling categories as of the beginning of the quarter in which the reclassifications occur.

**Combined Notes to the Consolidated Financial Statements of
New Mountain Finance Holdings, L.L.C.,
the Financial Statements of New Mountain Finance Corporation and the Financial Statements
of New Mountain Finance AIV Holdings Corporation (Continued)**

March 31, 2013
(in thousands, except units/shares and per unit/share data)
(unaudited)

Note 4. Fair Value (Continued)

The following table summarizes the levels in the fair value hierarchy that the Operating Company's portfolio investments fall into as of March 31, 2013:

| | Total | Level I | Level II | Level III |
|--------------------------|---------------------|----------------|-------------------|-------------------|
| First lien | \$ 522,150 | \$ — | \$ 490,216 | \$ 31,934 |
| Second lien | 451,491 | — | 407,388 | 44,103 |
| Subordinated | 46,423 | — | 22,643 | 23,780 |
| Equity and other | 10,802 | — | — | 10,802 |
| Total investments | \$ 1,030,866 | \$ — | \$ 920,247 | \$ 110,619 |

The following table summarizes the levels in the fair value hierarchy that the Operating Company's portfolio investments fall into as of December 31, 2012:

| | Total | Level I | Level II | Level III |
|--------------------------|-------------------|----------------|-------------------|-------------------|
| First lien | \$ 493,502 | \$ — | \$ 450,617 | \$ 42,885 |
| Second lien | 441,073 | — | 397,818 | 43,255 |
| Subordinated | 45,148 | — | 22,257 | 22,891 |
| Equity and other | 10,097 | — | — | 10,097 |
| Total investments | \$ 989,820 | \$ — | \$ 870,692 | \$ 119,128 |

The following table summarizes the changes in fair value of Level III portfolio investments for the three months ended March 31, 2013, as well as the portion of appreciation (depreciation)

**Combined Notes to the Consolidated Financial Statements of
New Mountain Finance Holdings, L.L.C.,
the Financial Statements of New Mountain Finance Corporation and the Financial Statements
of New Mountain Finance AIV Holdings Corporation (Continued)**

**March 31, 2013
(in thousands, except units/shares and per unit/share data)
(unaudited)**

Note 4. Fair Value (Continued)

included in income attributable to unrealized appreciation (depreciation) related to those assets and liabilities still held by the Operating Company at March 31, 2013:

| | Total | First Lien | Second Lien | Subordinated | Equity and other |
|---|-------------------|-------------------|--------------------|---------------------|-----------------------------|
| Fair value, December 31, 2012 | \$ 119,128 | \$ 42,885 | \$ 43,255 | \$ 22,891 | \$ 10,097 |
| Total gains or losses included in earnings: | | | | | |
| Net realized gains (losses) on investments | 21 | 21 | — | — | — |
| Net change in unrealized appreciation (depreciation) | 1,597 | (75) | 848 | 177 | 647 |
| Purchases, including capitalized PIK and revolver fundings | 773 | — | — | 712 | 61 |
| Proceeds from sales and paydowns of investments | (10,900) | (10,897) | — | — | (3) |
| Fair value, March 31, 2013 | <u>\$ 110,619</u> | <u>\$ 31,934</u> | <u>\$ 44,103</u> | <u>\$ 23,780</u> | <u>\$ 10,802</u> |
| Unrealized appreciation (depreciation) for the period relating to those Level III assets that were still held by the Operating Company at the end of the period: | <u>\$ 1,812</u> | <u>\$ 140</u> | <u>\$ 848</u> | <u>\$ 177</u> | <u>\$ 647</u> |

**Combined Notes to the Consolidated Financial Statements of
New Mountain Finance Holdings, L.L.C.,
the Financial Statements of New Mountain Finance Corporation and the Financial Statements
of New Mountain Finance AIV Holdings Corporation (Continued)**

March 31, 2013
(in thousands, except units/shares and per unit/share data)
(unaudited)

Note 4. Fair Value (Continued)

The following table summarizes the changes in fair value of Level III portfolio investments for the three months ended March 31, 2012, as well as the portion of appreciation (depreciation) included in income attributable to unrealized appreciation (depreciation) related to those assets and liabilities still held by the Operating Company at March 31, 2012:

| | Total | First Lien | Second Lien | Subordinated | Equity and other |
|--|-------------------|------------------|------------------|-----------------|---------------------|
| Fair value, December 31, 2011 | \$ 90,967 | \$ 33,141 | \$ 48,405 | \$ 6,571 | \$ 2,850 |
| Total gains or losses included in earnings: | | | | | |
| Net realized gains (losses) on investments | 23 | —(2) | 23 | — | — |
| Net change in unrealized appreciation (depreciation) | 193 | 366 | (173) | — | — |
| Purchases, including capitalized PIK and revolver fundings | 34,574 | 34,574 | — | — | — |
| Proceeds from sales and paydowns of investments | (11,400) | (6,400) | (5,000) | — | — |
| Transfers out of Level III(1) | (11,112) | (11,112) | — | — | — |
| Fair value, March 31, 2012 | <u>\$ 103,245</u> | <u>\$ 50,569</u> | <u>\$ 43,255</u> | <u>\$ 6,571</u> | <u>\$ 2,850</u> |
| Unrealized appreciation (depreciation) for the period relating to those Level III assets that were still held by the Operating Company at the end of the period: | <u>\$ 366</u> | <u>\$ 366</u> | <u>\$ —</u> | <u>\$ —</u> | <u>\$ —</u> |

- (1) As of March 31, 2012, the portfolio investments were transferred into Level III from Level II and out of Level III into Level II at fair value as of the beginning of the quarter in which the reclassifications occurred.
- (2) Net realized gains (losses) on first lien investments were less than \$0.5.

Except as noted in the tables above, there were no other transfers in or out of Level I, II, or III during the three months ended March 31, 2013 and March 31, 2012. Transfers into Level III occurred as quotations obtained through pricing services were not deemed representative of fair value as of the balance sheet date and such assets were internally valued. As quotations obtained through pricing services were substantiated through additional market sources, investments were transferred out of Level III. The Operating Company invests in revolving credit facilities. These investments are categorized as Level III investments as these assets are not actively traded and their fair values are often implied by the term loans of the respective portfolio companies.

**Combined Notes to the Consolidated Financial Statements of
New Mountain Finance Holdings, L.L.C.,
the Financial Statements of New Mountain Finance Corporation and the Financial Statements
of New Mountain Finance AIV Holdings Corporation (Continued)**

**March 31, 2013
(in thousands, except units/shares and per unit/share data)
(unaudited)**

Note 4. Fair Value (Continued)

The Operating Company generally uses the following framework when determining the fair value of investments where there are little, if any, market activity or observable pricing inputs.

Company Performance, Financial Review, and Analysis: Prior to investment, as part of its due diligence process, the Operating Company evaluates the overall performance and financial stability of the portfolio company. Post investment, the Operating Company analyzes each portfolio company's current operating performance and relevant financial trends versus prior year and budgeted results, including, but not limited to, factors affecting its revenue and earnings before interest, taxes, depreciation, and amortization ("EBITDA") growth, margin trends, liquidity position, covenant compliance and changes to its capital structure. The Operating Company also attempts to identify and subsequently track any developments at the portfolio company, within its customer or vendor base or within the industry or the macroeconomic environment, generally, that may alter any material element of its original investment thesis. This analysis is specific to each portfolio company. The Operating Company leverages the knowledge gained from its original due diligence process, augmented by this subsequent monitoring, to continually refine its outlook for each of its portfolio companies and ultimately form the valuation of its investment in each portfolio company. When an external event such as a purchase transaction, public offering or subsequent sale occurs, the Operating Company will consider the pricing indicated by the external event to corroborate the private valuation.

Market Based Approach: The Operating Company typically estimates the total enterprise value of each portfolio company by utilizing market value cash flow (EBITDA) multiples of publicly traded comparable companies. The Operating Company considers numerous factors when selecting the appropriate companies whose trading multiples are used to value its portfolio companies. These factors include, but are not limited to, the type of organization, similarity to the business being valued, relevant risk factors, as well as size, profitability and growth expectations. The Operating Company generally applies an average of various relevant comparable company EBITDA multiples to the portfolio company's latest twelve month ("LTM") EBITDA or projected EBITDA to calculate portfolio company enterprise value. In applying the market based approach as of March 31, 2013, the Operating Company used the relevant EBITDA ranges set forth in the table below to determine the enterprise value of investments in seven of its portfolio companies. The Operating Company believes this was a reasonable range in light of current comparable company trading levels and the specific companies involved.

Income Based Approach: The Operating Company also typically uses a discounted cash flow analysis to estimate the fair value of the investment. Projected cash flows represent the relevant security's contractual interest, fee and principal payments plus the assumption of full principal recovery at the investment's expected maturity date. These cash flows are discounted at a rate established utilizing a yield calibration approach, which incorporates changes in the credit quality (as measured by relevant statistics) of the portfolio company, as compared to changes in the yield associated with comparable credit quality market indices, between the date of origination

**Combined Notes to the Consolidated Financial Statements of
New Mountain Finance Holdings, L.L.C.,
the Financial Statements of New Mountain Finance Corporation and the Financial Statements
of New Mountain Finance AIV Holdings Corporation (Continued)**

March 31, 2013

**(in thousands, except units/shares and per unit/share data)
(unaudited)**

Note 4. Fair Value (Continued)

and the valuation date. In applying the income based approach as of March 31, 2013, the Operating Company used the discount ranges set forth in the table below to value investments in seven of its portfolio companies.

| Type | Approach | EBITDA Range | | Discount Range | |
|--------------|-------------------|--------------|-------|----------------|-------|
| | | Low | High | Low | High |
| First lien | Market and Income | 4.00x | 7.00x | 7.0% | 18.4% |
| Second lien | Market and Income | 5.50x | 9.00x | 11.2% | 13.1% |
| Subordinated | Market and Income | 5.50x | 9.00x | 12.0% | 21.7% |
| Equity | Market and Income | 5.50x | 8.00x | 14.0% | 20.0% |

The Operating Company typically uses a Black Scholes analysis to fair value warrant investments. Input variables used in these analyses include, but are not limited to, stock price, exercise price, expiration date, valuation date, volatility, and discount rate.

Based on a comparison to similar BDC credit facilities, the terms and conditions of the Holdings Credit Facility and the SLF Credit Facility (as defined in Note 7, *Borrowing Facilities*) are representative of market. The carrying values of the Holdings Credit Facility and SLF Credit Facility approximate fair value as of March 31, 2013, as both facilities are continually monitored and examined by both the borrower and the lender. Both facilities were amended and restated during the year ended December 31, 2012 to lower the applicable interest rate spread by 0.25% and to increase the maximum amount of revolving borrowings available under the respective facilities. Additionally for the three months ended March 31, 2013, the Holdings Credit Facility was amended and restated to further increase the maximum amount of revolving borrowings available. See Note 7, *Borrowing Facilities*, for details. The fair value of other financial assets and liabilities approximates their carrying value based on the short term nature of these items. The fair value disclosures discussed in this paragraph are considered Level III.

Fair value risk factors — The Operating Company seeks investment opportunities that offer the possibility of attaining substantial capital appreciation. Certain events particular to each industry in which the Operating Company's portfolio companies conduct their operations, as well as general economic and political conditions, may have a significant negative impact on the operations and profitability of the Operating Company's investments and/or on the fair value of the Operating Company's investments. The Operating Company's investments are subject to the risk of non-payment of scheduled interest or principal, resulting in a reduction in income to the Operating Company and thus the income of NMFC and AIV Holdings, and their corresponding fair valuations. Also, there may be risk associated with the concentration of investments in one geographic region or in certain industries. These events are beyond the control of the Operating Company and cannot be predicted. Furthermore, the ability to liquidate investments and realize value is subject to uncertainties.

**Combined Notes to the Consolidated Financial Statements of
New Mountain Finance Holdings, L.L.C.,
the Financial Statements of New Mountain Finance Corporation and the Financial Statements
of New Mountain Finance AIV Holdings Corporation (Continued)**

**March 31, 2013
(in thousands, except units/shares and per unit/share data)
(unaudited)**

Note 5. Agreements

On May 19, 2011, NMFC entered into a joinder agreement with respect to the Limited Liability Company Agreement, as amended and restated, of the Operating Company pursuant to which NMFC was admitted as a member of the Operating Company and agreed to acquire from the Operating Company a number of units of the Operating Company equal to the number of shares of common stock outstanding of NMFC. Additionally on May 19, 2011, in connection with the contribution by Guardian AIV of its units to AIV Holdings, AIV Holdings entered into a joinder agreement with respect to the Limited Liability Company Agreement, as amended and restated, of the Operating Company pursuant to which AIV Holdings was also admitted as a member of the Operating Company.

The Operating Company entered into an investment advisory and management agreement, as amended and restated (the "Investment Management Agreement") with the Investment Adviser. Under the Investment Management Agreement, the Investment Adviser manages the day-to-day operations of, and provides investment advisory services to, the Operating Company. For providing these services, the Investment Adviser receives a fee from the Operating Company, consisting of two components — a base management fee and an incentive fee.

The base management fee is calculated at an annual rate of 1.75% of the Operating Company's gross assets less (i) the borrowings under the SLF Credit Facility (as defined in Note 7, *Borrowing Facilities*) and (ii) cash and cash equivalents. The base management fee is payable quarterly in arrears, and is calculated based on the average value of the Operating Company's gross assets, borrowings under the SLF Credit Facility, and cash and cash equivalents at the end of each of the two most recently completed calendar quarters, and appropriately adjusted on a pro rata basis for any equity capital raises or repurchases during the current calendar quarter.

The incentive fee consists of two parts. The first part is calculated and payable quarterly in arrears and equals 20.0% of the Operating Company's "Pre-Incentive Fee Adjusted Net Investment Income" for the immediately preceding quarter, subject to a "preferred return", or "hurdle", and a "catch-up" feature. "Pre-Incentive Fee Net Investment Income" means interest income, dividend income and any other income (including any other fees (other than fees for providing managerial assistance), such as commitment, origination, structuring, diligence and consulting fees or other fees that the Operating Company receives from portfolio companies) accrued during the calendar quarter, minus the Operating Company's operating expenses for the quarter (including the base management fee, expenses payable under the Administration Agreement, as amended and restated, with the Administrator, and any interest expense and distributions paid on any issued and outstanding preferred membership units (of which there are none as of March 31, 2013), but excluding the incentive fee). Pre-Incentive Fee Net Investment Income includes, in the case of investments with a deferred interest feature (such as original issue discount, debt instruments with PIK interest and zero coupon securities), accrued income that the Operating Company has not yet received in cash. Pre-Incentive Fee Net Investment Income does not include any realized capital gains, realized capital losses or unrealized capital appreciation or depreciation.

**Combined Notes to the Consolidated Financial Statements of
New Mountain Finance Holdings, L.L.C.,
the Financial Statements of New Mountain Finance Corporation and the Financial Statements
of New Mountain Finance AIV Holdings Corporation (Continued)**

**March 31, 2013
(in thousands, except units/shares and per unit/share data)
(unaudited)**

Note 5. Agreements (Continued)

Under GAAP, NMFC's IPO did not step-up the cost basis of the Operating Company's existing investments to fair market value at the IPO date. Since the total value of the Operating Company's investments at the time of the IPO was greater than the investments' cost basis, a larger amount of amortization of purchase or original issue discount, as well as different amounts in realized gain and unrealized appreciation, may be recognized under GAAP in each period than if the step-up had occurred. This will remain until such predecessor investments are sold or mature in the future. The Operating Company tracks the transferred (or fair market) value of each of its investments as of the time of the IPO and, for purposes of the incentive fee calculation, adjusts Pre-Incentive Fee Net Investment Income to reflect the amortization of purchase or original issue discount on the Operating Company's investments as if each investment was purchased at the date of the IPO, or stepped up to fair market value. This is defined as "Pre-Incentive Fee Adjusted Net Investment Income". The Operating Company also uses the transferred (or fair market) value of each of its investments as of the time of the IPO to adjust capital gains ("Adjusted Realized Capital Gains") or losses ("Adjusted Realized Capital Losses") and unrealized capital appreciation ("Adjusted Unrealized Capital Appreciation") and unrealized capital depreciation ("Adjusted Unrealized Capital Depreciation").

Pre-Incentive Fee Adjusted Net Investment Income, expressed as a rate of return on the value of the Operating Company's net assets at the end of the immediately preceding calendar quarter, will be compared to a "hurdle rate" of 2.0% per quarter (8.0% annualized), subject to a "catch-up" provision measured as of the end of each calendar quarter. The hurdle rate is appropriately pro-rated for any partial periods. The calculation of the Operating Company's incentive fee with respect to the Pre-Incentive Fee Adjusted Net Investment Income for each quarter is as follows:

- No incentive fee is payable to the Investment Adviser in any calendar quarter in which the Operating Company's Pre-Incentive Fee Adjusted Net Investment Income does not exceed the hurdle rate of 2.0% (the "preferred return" or "hurdle").
- 100.0% of the Operating Company's Pre-Incentive Fee Adjusted Net Investment Income with respect to that portion of such Pre-Incentive Fee Adjusted Net Investment Income, if any, that exceeds the hurdle rate but is less than or equal to 2.5% in any calendar quarter (10.0% annualized) is payable to the Investment Adviser. This portion of the Operating Company's Pre-Incentive Fee Adjusted Net Investment Income (which exceeds the hurdle rate but is less than or equal to 2.5%) is referred to as the "catch-up". The catch-up provision is intended to provide the Investment Adviser with an incentive fee of 20.0% on all of the Operating Company's Pre-Incentive Fee Adjusted Net Investment Income as if a hurdle rate did not apply when the Operating Company's Pre-Incentive Fee Adjusted Net Investment Income exceeds 2.5% in any calendar quarter.
- 20.0% of the amount of the Operating Company's Pre-Incentive Fee Adjusted Net Investment Income, if any, that exceeds 2.5% in any calendar quarter (10.0% annualized) is payable to the Investment Adviser once the hurdle is reached and the catch-up is achieved.

**Combined Notes to the Consolidated Financial Statements of
New Mountain Finance Holdings, L.L.C.,
the Financial Statements of New Mountain Finance Corporation and the Financial Statements
of New Mountain Finance AIV Holdings Corporation (Continued)**

**March 31, 2013
(in thousands, except units/shares and per unit/share data)
(unaudited)**

Note 5. Agreements (Continued)

The second part will be determined and payable in arrears as of the end of each calendar year (or upon termination of the Investment Management Agreement) and will equal 20.0% of the Operating Company's Adjusted Realized Capital Gains, if any, on a cumulative basis from inception through the end of each calendar year, computed net of all Adjusted Realized Capital Losses and Adjusted Unrealized Capital Depreciation on a cumulative basis, less the aggregate amount of any previously paid capital gain incentive fee.

In accordance with GAAP, the Operating Company accrues a hypothetical capital gains incentive fee based upon the cumulative net Adjusted Realized Capital Gains and Adjusted Realized Capital Losses and the cumulative net Adjusted Unrealized Capital Appreciation and Adjusted Unrealized Capital Depreciation on investments held at the end of each period. Actual amounts paid to the Investment Adviser are consistent with the Investment Management Agreement and are based only on actual Adjusted Realized Capital Gains computed net of all Adjusted Realized Capital Losses and Adjusted Unrealized Capital Depreciation on a cumulative basis from inception through the end of each calendar year as if the entire portfolio was sold at fair value.

The following table summarizes the management fees and incentive fees incurred by the Operating Company for the three months ended March 31, 2013 and March 31, 2012.

| | Three months ended | |
|---|---------------------------|-----------------------|
| | March 31, 2013 | March 31, 2012 |
| Management fee | \$ 3,568 | \$ 2,514 |
| Incentive fee, excluding accrued capital gains incentive fees | 3,458 | 2,450 |
| Accrued capital gains incentive fees(1) | 2,682 | 911 |

- (1) The accrued capital gains incentive fees would be paid by the Operating Company if the Operating Company ceased operations on March 31, 2013 and March 31, 2012, respectively, and liquidated its investments at the valuations as of the respective year ends. As of March 31, 2013 and March 31, 2012, no actual capital gains incentive fee was owed under the Investment Management Agreement, as cumulative net Adjusted Realized Capital Gains did not exceed cumulative Adjusted Unrealized Capital Depreciation.

The Operating Company's Consolidated Statements of Operations below are adjusted as if the step-up in cost basis to fair market value had occurred at the IPO date, May 19, 2011.

**Combined Notes to the Consolidated Financial Statements of
New Mountain Finance Holdings, L.L.C.,
the Financial Statements of New Mountain Finance Corporation and the Financial Statements
of New Mountain Finance AIV Holdings Corporation (Continued)**

**March 31, 2013
(in thousands, except units/shares and per unit/share data)
(unaudited)**

Note 5. Agreements (Continued)

The following Statement of Operations for the three months ended March 31, 2013 is adjusted to reflect this step-up to fair market value.

| | Three months ended March 31, 2013 | Adjustments | Adjusted three months ended March 31, 2013 |
|--|--|--------------------|---|
| Investment income | | | |
| Interest income | \$ 25,043 | \$ (479) | \$ 24,564 |
| Other income | 275 | — | 275 |
| Total investment income | 25,318 | (479) | 24,839 |
| Total expenses pre-incentive fee | 7,551 | — | 7,551 |
| Pre-Incentive Fee Net Investment Income | 17,767 | (479) | 17,288 |
| Incentive fee(1) | 6,140 | — | 6,140 |
| Post-Incentive Fee Net Investment Income | 11,627 | (479) | 11,148 |
| Net realized gains on investments | 1,044 | (460) | 584 |
| Net change in unrealized appreciation of investments | 11,890 | 939 | 12,829 |
| Net increase in capital resulting from operations | \$ 24,561 | | \$ 24,561 |

- (1) For the three months ended March 31, 2013, the Operating Company incurred total incentive fees of \$6,140, of which \$2,682 related to capital gains incentive fees on a hypothetical liquidation basis.

**Combined Notes to the Consolidated Financial Statements of
New Mountain Finance Holdings, L.L.C.,
the Financial Statements of New Mountain Finance Corporation and the Financial Statements
of New Mountain Finance AIV Holdings Corporation (Continued)**

March 31, 2013
(in thousands, except units/shares and per unit/share data)
(unaudited)

Note 5. Agreements (Continued)

The following Statement of Operations for the three months ended March 31, 2012 is adjusted to reflect the step-up to fair market value.

| | Three months ended March 31, 2012 | Adjustments | Adjusted three months ended March 31, 2012 |
|--|--|--------------------|---|
| Investment income | | | |
| Interest income | \$ 18,601 | \$ (1,023) | \$ 17,578 |
| Other income | 421 | — | 421 |
| Total investment income | 19,022 | (1,023) | 17,999 |
| Total expenses pre-incentive fee | 5,748 | — | 5,748 |
| Pre-Incentive Fee Net Investment Income | 13,274 | (1,023) | 12,251 |
| Incentive fee(1) | 3,361 | — | 3,361 |
| Post-Incentive Fee Net Investment Income | 9,913 | (1,023) | 8,890 |
| Net realized gains on investments | 1,007 | (713) | 294 |
| Net change in unrealized appreciation of investments | 12,747 | 1,736 | 14,483 |
| Net increase in capital resulting from operations | \$ 23,667 | | \$ 23,667 |

- (1) For the three months ended March 31, 2012, the Operating Company incurred total incentive fees of \$3,361, of which \$911 related to capital gains incentive fees on a hypothetical liquidation basis.

The Companies have entered into an Administration Agreement, as amended and restated, with the Administrator under which the Administrator provides administrative services. The Administrator performs, or oversees the performance of, the Companies' financial records, prepares reports filed with the Securities and Exchange Commission, generally monitors the payment of the Companies' expenses, and watches the performance of administrative and professional services rendered by others. The Operating Company will reimburse the Administrator for the Companies' allocable portion of overhead and other expenses incurred by the Administrator in performing its obligations to the Companies under the Administration Agreement, as amended and restated. Pursuant to the Administration Agreement, as amended and restated, and further restricted by the Operating Company, expenses payable to the Administrator by the Operating Company as well as other direct and indirect expenses (excluding interest, other credit facility expenses, trading

**Combined Notes to the Consolidated Financial Statements of
New Mountain Finance Holdings, L.L.C.,
the Financial Statements of New Mountain Finance Corporation and the Financial Statements
of New Mountain Finance AIV Holdings Corporation (Continued)**

**March 31, 2013
(in thousands, except units/shares and per unit/share data)
(unaudited)**

Note 5. Agreements (Continued)

expenses and management and incentive fees) have been capped at \$3,500 for the time period from April 1, 2012 to March 31, 2013.

The Operating Company incurred \$829 in expenses in excess of the expense cap for the three months ended March 31, 2013, of which \$495 was receivable from an affiliate as of March 31, 2013. The Operating Company incurred \$550 in expenses in excess of the expense cap for the three months ended March 31, 2012, of which \$246 was receivable from an affiliate as of March 31, 2012.

The Companies, the Investment Adviser and the Administrator have also entered into a Trademark License Agreement, as amended, with New Mountain Capital, L.L.C., pursuant to which New Mountain Capital, L.L.C. has agreed to grant the Companies, the Investment Adviser and the Administrator, a non-exclusive, royalty-free license to use the "New Mountain" and the "New Mountain Finance" names. Under the Trademark License Agreement, as amended, subject to certain conditions, the Companies, the Investment Adviser and the Administrator will have a right to use the "New Mountain" and "New Mountain Finance" names, for so long as the Investment Adviser or one of its affiliates remains the investment adviser of the Operating Company. Other than with respect to this limited license, the Companies, the Investment Adviser and the Administrator will have no legal right to the "New Mountain" or the "New Mountain Finance" names.

NMFC entered into a Registration Rights Agreement with AIV Holdings, Steven B. Klinsky (the Chairman of the Companies' board of directors), an entity related to Steven B. Klinsky and the Investment Adviser. Subject to several exceptions, AIV Holdings and the Investment Adviser have the right to require NMFC to register for public resale under the Securities Act of 1933, as amended (the "Securities Act of 1933"), all registerable securities that are held by any of them and that they request to be registered. Registerable securities subject to the Registration Rights Agreement are shares of NMFC's common stock issued or issuable in exchange for units and any other shares of NMFC's common stock held by AIV Holdings, the Investment Adviser and any of their transferees. The rights under the Registration Rights Agreement can be conditionally exercised by AIV Holdings or the Investment Adviser, meaning that prior to the effectiveness of the registration statement related to the shares, AIV Holdings or the Investment Adviser can withdraw their request to have the shares registered. AIV Holdings and the Investment Adviser may each assign their rights to any person that acquires registerable securities subject to the Registration Rights Agreement and who agrees to be bound by the terms of the Registration Rights Agreement. Steven B. Klinsky and a related entity will have the right to "piggyback", or include their own registerable securities in such a registration. During the three months ended March 31, 2013, shares held by AIV Holdings and Steven B. Klinsky were registered on a shelf registration statement on Form N-2.

AIV Holdings and the Investment Adviser may require NMFC to use its reasonable best efforts to register under the Securities Act of 1933 all or any portion of these registerable securities upon a "demand request". The demand registration rights are subject to certain limitations.

The Registration Rights Agreement includes limited blackout and suspension periods. In addition, AIV Holdings and the Investment Adviser may also require NMFC to file a shelf registration

**Combined Notes to the Consolidated Financial Statements of
New Mountain Finance Holdings, L.L.C.,
the Financial Statements of New Mountain Finance Corporation and the Financial Statements
of New Mountain Finance AIV Holdings Corporation (Continued)**

**March 31, 2013
(in thousands, except units/shares and per unit/share data)
(unaudited)**

Note 5. Agreements (Continued)

statement on Form N-2 for the resale of their registerable securities if NMFC is eligible to use Form N-2 at that time.

Holders of registerable securities have "piggyback" registration rights, including AIV Holdings, which means that these holders may include their respective shares in any future registrations of NMFC's equity securities, whether or not that registration relates to a primary offering by NMFC or a secondary offering by or on behalf of any of NMFC's stockholders. AIV Holdings, the Investment Adviser and Steven B. Klinsky (and a related entity) have priority over NMFC in any registration that is an underwritten offering.

AIV Holdings, the Investment Adviser and Steven B. Klinsky (and a related entity) will be responsible for the expenses of any demand registration (including underwriters' discounts or commissions) and their pro-rata share of any "piggyback" registration. NMFC has agreed to indemnify AIV Holdings, the Investment Adviser and Steven B. Klinsky (and a related entity) with respect to liabilities resulting from untrue statements or omissions in any registration statement filed pursuant to the Registration Rights Agreement, other than untrue statements or omissions resulting from information furnished to NMFC by such parties. AIV Holdings, the Investment Adviser and Steven B. Klinsky (and a related entity) have also agreed to indemnify NMFC with respect to liabilities resulting from untrue statements or omissions furnished by them to NMFC relating to them in any registration statement.

Note 6. Related Parties

The Companies have entered into a number of business relationships with affiliated or related parties. NMFC and AIV Holdings own all the outstanding units of the Operating Company. As of March 31, 2013, NMFC and AIV Holdings owned approximately 73.5% and 26.5%, respectively, of the units of the Operating Company.

The Operating Company has entered into the Investment Management Agreement with the Investment Adviser, a wholly-owned subsidiary of New Mountain Capital. Therefore, New Mountain Capital is entitled to any profits earned by the Investment Adviser, which includes any fees payable to the Investment Adviser under the terms of the Investment Management Agreement, less expenses incurred by the Investment Adviser in performing its services under the Investment Management Agreement.

The Companies have entered into an Administration Agreement, as amended and restated, with the Administrator, a wholly-owned subsidiary of New Mountain Capital. The Administrator arranges office space for the Companies and provides office equipment and administrative services necessary to conduct their respective day-to-day operations pursuant to the Administration Agreement, as amended and restated. The Operating Company reimburses the Administrator for the allocable portion of overhead and other expenses incurred by it in performing its obligations to the Companies under the Administration Agreement, as amended and restated, including rent, the fees and expenses associated with performing administrative, finance and compliance functions,

**Combined Notes to the Consolidated Financial Statements of
New Mountain Finance Holdings, L.L.C.,
the Financial Statements of New Mountain Finance Corporation and the Financial Statements
of New Mountain Finance AIV Holdings Corporation (Continued)**

**March 31, 2013
(in thousands, except units/shares and per unit/share data)
(unaudited)**

Note 6. Related Parties (Continued)

and the compensation of the Companies' chief financial officer and chief compliance officer and their respective staffs. Pursuant to the Administration Agreement, as amended and restated, and further restricted by the Operating Company, expenses payable to the Administrator by the Operating Company as well as other direct and indirect expenses (excluding interest, other credit facility expenses, trading expenses and management and incentive fees) have been capped at \$3,500 for the time period from April 1, 2012 to March 31, 2013.

The Companies, the Investment Adviser and the Administrator have entered into a royalty-free Trademark License Agreement, as amended, with New Mountain Capital, L.L.C., pursuant to which New Mountain Capital, L.L.C. has agreed to grant the Companies, the Investment Adviser and the Administrator, a non-exclusive, royalty-free license to use the name "New Mountain" and "New Mountain Finance".

The Companies have adopted a formal code of ethics that governs the conduct of their respective officers and directors. These officers and directors also remain subject to the duties imposed by the 1940 Act, the Delaware General Corporation Law and the Delaware Limited Liability Company Act.

The Investment Adviser and its affiliates may also manage other funds in the future that may have investment mandates that are similar, in whole and in part, with the Operating Company' investment mandates. The Investment Adviser and its affiliates may determine that an investment is appropriate for the Operating Company and for one or more of those other funds. In such event, depending on the availability of such investment and other appropriate factors, the Investment Adviser or its affiliates may determine that the Operating Company should invest side-by-side with one or more other funds. Any such investments will be made only to the extent permitted by applicable law and interpretive positions of the Securities and Exchange Commission and its staff, and consistent with the Investment Adviser's allocation procedures.

Concurrently with the IPO, NMFC sold an additional 2,172,000 shares of its common stock to certain executives and employees of, and other individuals affiliated with, New Mountain Capital in the Concurrent Private Placement.

Note 7. Borrowing Facilities

Holdings Credit Facility — The Loan and Security Agreement, as amended and restated, dated May 19, 2011 (the "Holdings Credit Facility") among the Operating Company as the Borrower and Collateral Administrator, Wells Fargo Securities, L.L.C. as the Administrative Agent, and Wells Fargo Bank, National Association, as the Collateral Custodian, is structured as a revolving credit facility and matures on October 27, 2016, as amended on May 8, 2012. The Operating Company became a party to the Holdings Credit Facility upon the IPO of NMFC. The Holdings Credit Facility amends and restates the credit facility of the Predecessor Entities (the "Predecessor Credit Facility").

**Combined Notes to the Consolidated Financial Statements of
New Mountain Finance Holdings, L.L.C.,
the Financial Statements of New Mountain Finance Corporation and the Financial Statements
of New Mountain Finance AIV Holdings Corporation (Continued)**

March 31, 2013

**(in thousands, except units/shares and per unit/share data)
(unaudited)**

Note 7. Borrowing Facilities (Continued)

The maximum amount of revolving borrowings available under the Holdings Credit Facility is \$230,000, as amended on March 28, 2013. As of March 31, 2013, the Operating Company was permitted to borrow up to 45.0% or 25.0% of the purchase price of pledged first lien or non-first lien debt securities, and up to 70.0% and 45.0% of the purchase price of specified first lien debt securities and specified non-first lien debt securities, respectively, subject to approval by Wells Fargo Bank, National Association. The Holdings Credit Facility is collateralized by all of the investments of the Operating Company on an investment by investment basis. All fees associated with the origination or upsizing of the Holdings Credit Facility are capitalized on the Operating Company's Consolidated Statement of Assets, Liabilities, and Members' Capital and charged against income as other credit facility expenses over the life of the Holdings Credit Facility. The Holdings Credit Facility contains certain customary affirmative and negative covenants and events of default, including the occurrence of a change in control. In addition, the Holdings Credit Facility requires the Operating Company to maintain a minimum asset coverage ratio. However, the covenants are generally not tied to mark to market fluctuations in the prices of the Operating Company's investments, but rather to the performance of the underlying portfolio companies.

The Holdings Credit Facility bears interest at a rate of the London Interbank Offered Rate ("LIBOR") plus 2.75% per annum, as amended on May 8, 2012, and charges a non-usage fee, based on the unused facility amount multiplied by the Non-Usage Fee Rate (as defined in the credit agreement).

The following table summarizes the interest expense and non-usage fees incurred by the Operating Company on the Holdings Credit Facility for the three months ended March 31, 2013 and March 31, 2012.

| | Three months ended | |
|--------------------------------|---------------------------|-----------------------|
| | March 31, 2013 | March 31, 2012 |
| Interest expense | \$ 1,469 | \$ 1,062 |
| Non-usage fee | 15 | 39 |
| Weighted average interest rate | 3.0% | 3.3% |
| Average debt outstanding | \$ 198,900 | \$ 128,956 |

As of March 31, 2013 and December 31, 2012, the outstanding balance on the Holdings Credit Facility was \$215,163 and \$206,938, respectively, and the Operating Company was not aware of any instances of non-compliance related to the Holdings Credit Facility on such dates.

SLF Credit Facility — NMF SLF's Loan and Security Agreement, as amended and restated, dated October 27, 2010 (the "SLF Credit Facility") among NMF SLF as the Borrower, the Operating Company as the Collateral Administrator, Wells Fargo Securities, L.L.C. as the Administrative Agent, and Wells Fargo Bank, National Association, as the Collateral Custodian, is structured as a revolving credit facility and matures on October 27, 2016, as amended on May 8, 2012. The

**Combined Notes to the Consolidated Financial Statements of
New Mountain Finance Holdings, L.L.C.,
the Financial Statements of New Mountain Finance Corporation and the Financial Statements
of New Mountain Finance AIV Holdings Corporation (Continued)**

**March 31, 2013
(in thousands, except units/shares and per unit/share data)
(unaudited)**

Note 7. Borrowing Facilities (Continued)

maximum amount of revolving borrowings available under the SLF Credit Facility is \$215,000, as amended on December 18, 2012. The loan is non-recourse to the Operating Company and secured by all assets owned by the borrower on an investment by investment basis. All fees associated with the origination or upsizing of the SLF Credit Facility are capitalized on the Consolidated Statement of Assets, Liabilities, and Members' Capital and charged against income as other credit facility expenses over the life of the SLF Credit Facility. The SLF Credit Facility contains certain customary affirmative and negative covenants and events of default, including the occurrence of a change in control. The covenants are generally not tied to mark to market fluctuations in the prices of our investments, but rather to the performance of the underlying portfolio companies. Due to an amendment to the SLF Credit Facility on October 27, 2011, NMF SLF is no longer restricted from the purchase or sale of loans with an affiliate. Therefore, specified loans can be moved as collateral between the Holdings Credit Facility and the SLF Credit Facility.

As of March 31, 2013, the SLF Credit Facility permits borrowings of up to 70.0% of the purchase price of pledged first lien debt securities and up to 25.0% of the purchase price of specified second lien loans, of which, up to 25.0% of the aggregate outstanding loan balance of all pledged debt securities in the SLF Credit Facility is allowed to be derived from second lien loans, subject to approval by Wells Fargo Bank, National Association, as amended on March 11, 2013. The amendment does not increase the amount of borrowings permitted under the SLF Credit Facility.

The SLF Credit Facility bears interest at a rate of LIBOR plus 2.00% per annum for first lien loans and 2.75% for second lien loans, as amended on March 11, 2013. A non-usage fee is paid, based on the unused facility amount multiplied by the Non-Usage Fee Rate (as defined in the credit agreement).

| | Three months ended | |
|--------------------------------|---------------------------|-----------------------|
| | March 31, 2013 | March 31, 2012 |
| Interest expense | \$ 1,186 | \$ 1,091 |
| Non-usage fee | 1 | 4 |
| Weighted average interest rate | 2.2% | 2.5% |
| Average debt outstanding | \$ 214,330 | \$ 172,090 |

As of March 31, 2013 and December 31, 2012, the outstanding balance on the SLF Credit Facility was \$215,000 and \$214,262, respectively, and NMF SLF was not aware of any instances of non-compliance related to the SLF Credit Facility on such dates.

Leverage risk factors — The Operating Company utilizes and may utilize leverage to the maximum extent permitted by the law for investment and other general business purposes. The Operating Company's lenders will have fixed dollar claims on certain assets that are superior to the claims of the Operating Company's unit holders, and therefore NMFC's common stockholders, and

**Combined Notes to the Consolidated Financial Statements of
New Mountain Finance Holdings, L.L.C.,
the Financial Statements of New Mountain Finance Corporation and the Financial Statements
of New Mountain Finance AIV Holdings Corporation (Continued)**

**March 31, 2013
(in thousands, except units/shares and per unit/share data)
(unaudited)**

Note 7. Borrowing Facilities (Continued)

the Operating Company would expect such lenders to seek recovery against these assets in the event of a default. The use of leverage also magnifies the potential for gain or loss on amounts invested. Leverage may magnify interest rate risk (particularly on the Operating Company's fixed-rate investments), which is the risk that the prices of portfolio investments will fall or rise if market interest rates for those types of securities rise or fall. As a result, leverage may cause greater changes in the Operating Company's net asset value. Similarly, leverage may cause a sharper decline in the Operating Company's income than if the Operating Company had not borrowed. Such a decline could negatively affect the Operating Company's ability to make dividend payments to its unit holders. Leverage is generally considered a speculative investment technique. The Operating Company's ability to service any debt incurred will depend largely on financial performance and will be subject to prevailing economic conditions and competitive pressures.

Note 8. Regulation

NMFC and AIV Holdings have elected to be treated, and intend to comply with the requirements to continue to qualify annually, as RICs under Subchapter M of the Code. In order to continue to qualify as RICs, among other things, NMFC and AIV Holdings are required to timely distribute to their stockholders at least 90.0% of investment company taxable income, as defined by the Code, for each year. NMFC and AIV Holdings, among other things, intend to make and continue to make the requisite distributions to their stockholders, which will generally relieve NMFC and AIV Holdings from U.S. federal, state, and local income taxes (excluding excise taxes which may be imposed under the Code). However, under certain circumstances, the distributions that the Operating Company makes to its members may not be sufficient for AIV Holdings to satisfy the annual distribution requirement necessary for AIV Holdings to continue to qualify as a RIC. In that case, it is expected that Guardian AIV would consent to be treated as if it received distributions from AIV Holdings sufficient to satisfy the annual distribution requirement. Guardian AIV would be required to include the consent dividend in its taxable income as dividend from AIV Holdings, which would result in phantom (i.e., non-cash) taxable income to Guardian AIV.

Additionally as BDCs, the Companies must not acquire any assets other than "qualifying assets" specified in the 1940 Act unless, at the time the acquisition is made, at least 70.0% of its total assets are qualifying assets (with certain limited exceptions).

**Combined Notes to the Consolidated Financial Statements of
New Mountain Finance Holdings, L.L.C.,
the Financial Statements of New Mountain Finance Corporation and the Financial Statements
of New Mountain Finance AIV Holdings Corporation (Continued)**

March 31, 2013
(in thousands, except units/shares and per unit/share data)
(unaudited)

Note 9. Commitments and Contingencies

In the normal course of business, the Companies may enter into contracts that contain a variety of representations and warranties and which provide general indemnifications. The Operating Company may also enter into future funding commitments such as revolving credit facilities, bridge financing commitments, or delayed draw commitments. As of March 31, 2013, the Operating Company had unfunded commitments on revolving credit facilities of \$10,500 and no outstanding bridge financing commitments or other future funding commitments, all of which are disclosed on the Operating Company's Consolidated Schedule of Investments. As of December 31, 2012, the Operating Company had unfunded commitments on revolving credit facilities of \$10,500, no outstanding bridge financing commitments or other future funding commitments, all of which are disclosed on the Operating Company's Consolidated Schedule of Investments.

The Operating Company also has revolving borrowings available under the Holdings Credit Facility and the SLF Credit Facility as of March 31, 2013. See Note 7, *Borrowing Facilities*, for details.

The Operating Company may from time to time enter into financing commitment letters. As of March 31, 2013 and December 31, 2012, the Operating Company did not enter into any commitment letters to purchase debt investments, which could require funding in the future.

Note 10. Stockholders' Equity

The table below illustrates the effect of certain transactions on the capital accounts of NMFC:

| | <u>Common Stock</u> | | <u>Paid in Capital in Excess of Par</u> | <u>Undistributed Net Investment Income</u> | <u>Accumulated Undistributed Net Realized Gains (Losses)</u> | <u>Net Unrealized Appreciation (Depreciation)</u> | <u>Total Stockholders' Equity</u> |
|--|---------------------|-------------------|---|--|--|---|---|
| | <u>Shares</u> | <u>Par Amount</u> | | | | | |
| Balance at December 31, 2012 | 24,326,251 | \$ 243 | \$ 335,487 | \$ — | \$ 952 | \$ 5,244 | \$ 341,926 |
| Issuances of common stock | 6,998,409 | 70 | 99,230 | — | — | — | 99,300 |
| Deferred offering costs allocated from New Mountain Finance Holdings, L.L.C. | — | — | (55) | — | — | — | (55) |
| Dividends declared | — | — | — | (7,218) | (1,063) | — | (8,281) |
| Net increase in stockholders' equity resulting from operations | — | — | — | 7,218 | 686 | 7,612 | 15,516 |
| Balance at March 31, 2013 | <u>31,324,660</u> | <u>\$ 313</u> | <u>\$ 434,662</u> | <u>\$ —</u> | <u>\$ 575</u> | <u>\$ 12,856</u> | <u>\$ 448,406</u> |

**Combined Notes to the Consolidated Financial Statements of
New Mountain Finance Holdings, L.L.C.,
the Financial Statements of New Mountain Finance Corporation and the Financial Statements
of New Mountain Finance AIV Holdings Corporation (Continued)**

March 31, 2013
(in thousands, except units/shares and per unit/share data)
(unaudited)

Note 10. Stockholders' Equity (Continued)

The table below illustrates the effect of certain transactions on the capital accounts of AIV Holdings:

| | <u>Common Stock</u> | | <u>Paid in Capital in Excess of Par</u> | <u>Undistributed Net Investment Income</u> | <u>Distributions In Excess of Net Realized (Losses) Gains</u> | <u>Net Unrealized (Depreciation) Appreciation</u> | <u>Total Stockholders' Equity</u> |
|--|---------------------|-------------------|---|--|---|---|---|
| | <u>Shares</u> | <u>Par Amount</u> | | | | | |
| Balance at December 31, 2012 | 100 | \$ —(1) | \$ 244,015 | \$ — | \$ (6,676) | \$ (9,326) | \$ 228,013 |
| Deferred offering costs allocated from New Mountain Finance Holdings, L.L.C. | — | — | (20) | — | — | — | (20) |
| Dividends declared | — | — | — | (4,409) | (1,107) | — | (5,516) |
| Distribution to New Mountain Guardian AIV, L.P. | — | — | (73,708) | — | 5,902 | — | (67,806) |
| Net increase (decrease) in stockholders' equity resulting from operations | — | — | — | 4,409 | (5,544) | 8,535 | 7,400 |
| Balance at March 31, 2013 | <u>100</u> | <u>\$ —(1)</u> | <u>\$ 170,287</u> | <u>\$ —</u> | <u>\$ (7,425)</u> | <u>\$ (791)</u> | <u>\$ 162,071</u> |

(1) As of March 31, 2013 and December 31, 2012, the par amount of the total common stock was \$1.

Note 11. Earnings Per Share

The following information sets forth the computation of basic and diluted net increase in NMFC's net assets per share resulting from operations for the three months ended March 31, 2013 and March 31, 2012:

| | <u>Three months ended</u> | |
|--|---------------------------|-----------------------|
| | <u>March 31, 2013</u> | <u>March 31, 2012</u> |
| Numerator for basic earnings per share: | \$ 15,516 | \$ 8,188 |
| Denominator for basic weighted average share: | 25,267,118 | 10,697,691 |
| Basic earnings per share: | <u>\$ 0.61</u> | <u>\$ 0.77</u> |
| Numerator for diluted earnings per share(a): | \$ 24,561 | \$ 23,667 |
| Denominator for diluted weighted average share(b): | 40,835,723 | 30,919,629 |
| Diluted earnings per share: | <u>\$ 0.60</u> | <u>\$ 0.77</u> |

(a) Includes the full income at the Operating Company for the period.

(b) Assumes AIV Holdings exchanges its units in the Operating Company for public shares of NMFC as of March 31, 2013 and March 31, 2012, respectively (see Note 1, *Formation and Business Purpose*).

**Combined Notes to the Consolidated Financial Statements of
New Mountain Finance Holdings, L.L.C.,
the Financial Statements of New Mountain Finance Corporation and the Financial Statements
of New Mountain Finance AIV Holdings Corporation (Continued)**

**March 31, 2013
(in thousands, except units/shares and per unit/share data)
(unaudited)**

Note 12. Financial Highlights

The following information sets forth the financial highlights for the Operating Company for the respective three months ended March 31, 2013 and March 31, 2012.

| | Three months ended | |
|--|---------------------------|-----------------------|
| | March 31, 2013 | March 31, 2012 |
| Total return based on net asset value(a) | 4.26% | 5.63% |
| Average net assets for the period | \$ 579,794 | \$ 427,388 |
| Ratio to average net assets(b): | | |
| Net investment income | 8.13% | 9.33% |
| Total expenses (gross) | 10.16% | 9.09% |
| Total expenses (net of reimbursable expenses) | 9.58% | 8.57% |
| Net assets, end of period | \$ 610,478 | \$ 434,274 |
| Average debt outstanding — Holdings Credit Facility | \$ 198,900 | \$ 128,956 |
| Average debt outstanding — SLF Credit Facility | \$ 214,330 | \$ 172,090 |
| Weighted average common membership units outstanding | 40,835,723 | 30,919,629 |
| Asset coverage ratio | 241.92% | 232.84% |
| Portfolio turnover | 8.18% | 9.81% |

(a) Total return is calculated assuming a purchase at net asset value on the opening of the first day of the year and a sale at net asset value on the last day of the period. Dividends and distributions, if any, are assumed for purposes of this calculation, to be reinvested at the net asset value on the last day of the respective quarter.

(b) Ratio to average net assets has been annualized.

| | Three months ended | |
|--|---------------------------|-----------------------|
| | March 31, 2013 | March 31, 2012 |
| Per unit data for the Operating Company(a): | | |
| Net asset value, January 1, 2013 and January 1, 2012, respectively | \$ 14.06 | \$ 13.60 |
| Net investment income | 0.28 | 0.32 |
| Net realized and unrealized gains (losses) | 0.31 | 0.45 |
| Dividends from net investment income | (0.34) | (0.32) |
| Net increase in net assets resulting from operations | 0.25 | 0.45 |
| Net asset value, March 31, 2013 and March 31, 2012, respectively | \$ 14.31 | \$ 14.05 |

(a) Per unit data is based on weighted average common membership units outstanding.

**Combined Notes to the Consolidated Financial Statements of
New Mountain Finance Holdings, L.L.C.,
the Financial Statements of New Mountain Finance Corporation and the Financial Statements
of New Mountain Finance AIV Holdings Corporation (Continued)**

**March 31, 2013
(in thousands, except units/shares and per unit/share data)
(unaudited)**

Note 12. Financial Highlights (Continued)

The following information sets forth the financial highlights for NMFC for the three months ended March 31, 2013 and March 31, 2012. The ratios to average net assets have been annualized.

| | Three months ended | |
|---|---------------------------|-----------------------|
| | March 31, 2013 | March 31, 2012 |
| Per share data(a): | | |
| Net asset value, January 1, 2013 and January 1, 2012, respectively | \$ 14.06 | \$ 13.60 |
| Net increase (decrease) in net assets resulting from operations allocated from New Mountain Finance Holdings, L.L.C.: | | |
| Net investment income | 0.28 | 0.32 |
| Net realized and unrealized gains (losses) | 0.31 | 0.45 |
| Total net increase | 0.59 | 0.77 |
| Dividends declared | (0.34) | (0.32) |
| Net asset value, March 31, 2013 and March 31, 2012, respectively | \$ 14.31 | \$ 14.05 |
| Per share market value, March 31, 2013 and March 31, 2012, respectively | \$ 14.62 | \$ 13.74 |
| Total return based on market value(b) | 0.40% | 4.85% |
| Total return based on net asset value(c) | 4.26% | 5.63% |
| Shares outstanding at end of period | 31,324,660 | 10,697,691 |
| Average weighted shares outstanding for the period | 25,267,118 | 10,697,691 |
| Average net assets for the period | \$ 358,939 | \$ 147,869 |
| Ratio to average net assets(d): | | |
| Total expenses allocated from New Mountain Finance Holdings, L.L.C. | 9.58% | 8.57% |
| Net investment income allocated from New Mountain Finance Holdings, L.L.C. | 8.13% | 9.33% |

- (a) Per share data is based on the summation of the per share results of operations items over the outstanding shares for the period in which the respective line items were realized or earned.
- (b) Total return is calculated assuming a purchase of common stock at the opening of the first day of the year and a sale on the closing of the last business day of the period. Dividends and distributions, if any, are assumed for purposes of this calculation, to be reinvested at prices obtained under NMFC's dividend reinvestment plan.

**Combined Notes to the Consolidated Financial Statements of
New Mountain Finance Holdings, L.L.C.,
the Financial Statements of New Mountain Finance Corporation and the Financial Statements
of New Mountain Finance AIV Holdings Corporation (Continued)**

**March 31, 2013
(in thousands, except units/shares and per unit/share data)
(unaudited)**

Note 12. Financial Highlights (Continued)

- (c) Total return is calculated assuming a purchase at net asset value on the opening of the first day of the period and a sale at net asset value on the last day of the period. Dividends and distributions, if any, are assumed for purposes of this calculation, to be reinvested at the net asset value on the last day of the respective quarter.
- (d) Ratio to average net assets for the three months ended March 31, 2013 is based on the summation of the results of operations items over the net assets for the period in which the respective line items were realized or earned.

The following information sets forth the financial highlights for AIV Holdings for the three months ended March 31, 2013 and March 31, 2012. The ratios to average net assets have been annualized.

| | Three months ended | |
|--|---------------------------|-----------------------|
| | March 31, 2013 | March 31, 2012 |
| Total return based on net asset value(a) | 3.24% | 5.63% |
| Average net assets for the period | \$ 220,855 | \$ 279,519 |
| Ratio to average net assets(b): | | |
| Total expenses allocated from New Mountain Finance Holdings, L.L.C. | 9.58% | 8.57% |
| Net investment income allocated from New Mountain Finance Holdings, L.L.C. | 8.13% | 9.33% |

- (a) Total return is calculated assuming a purchase at net asset value on the opening of the first day of the period and a sale at net asset value on the last day of the period. Dividends and distributions, if any, are assumed for purposes of this calculation, to be reinvested at net asset value on the last day of the respective quarter.
- (b) Ratio to average net assets for the three months ended March 31, 2013 is based on the summation of the results of operations items over the net assets for the period in which the respective line items were realized or earned.

Note 13. Subsequent Events

On May 6, 2013, the Operating Company's board of directors, and subsequently NMFC's board of directors, declared a second quarter 2013 distribution of \$0.34 per unit/share payable on June 28, 2013 to holders of record as of June 14, 2013. Subsequently, AIV Holdings' board of directors declared a dividend payable on June 28, 2013 to holders of record as of June 14, 2013 in an amount equal to \$0.34 per unit multiplied by the total number of units owned by AIV Holdings of the Operating Company as of the record date.

REPORT OF INDEPENDENT REGISTERED PUBLIC ACCOUNTING FIRM

To the Boards of Directors of
New Mountain Finance Holdings, L.L.C.,
New Mountain Finance Corporation and
New Mountain Finance AIV Holdings Corporation
New York, New York

We have reviewed the accompanying Consolidated Statement of Assets, Liabilities and Members' Capital of New Mountain Finance Holdings, L.L.C. as of March 31, 2013, including the Consolidated Schedule of Investments, and the related Consolidated Statements of Operations, Changes in Members' Capital, and Cash Flows for the three months ended March 31, 2013 and 2012. Also, we have reviewed the Statements of Assets and Liabilities of New Mountain Finance Corporation and New Mountain Finance AIV Holdings Corporation as of March 31, 2013, and the related Statements of Operations, Changes in Net Assets and Cash Flows for the three month periods ended March 31, 2013 and 2012. These interim financial statements are the responsibility of the management of New Mountain Finance Holdings, L.L.C., New Mountain Finance Corporation and New Mountain Finance AIV Holdings Corporation.

We conducted our reviews in accordance with the standards of the Public Company Accounting Oversight Board (United States). A review of interim financial information consists principally of applying analytical procedures and making inquiries of persons responsible for financial and accounting matters. It is substantially less in scope than an audit conducted in accordance with the standards of the Public Company Accounting Oversight Board (United States), the objective of which is the expression of an opinion regarding the financial statements taken as a whole. Accordingly, we do not express such an opinion.

Based on our reviews, we are not aware of any material modifications that should be made to such interim financial statements for them to be in conformity with accounting principles generally accepted in the United States of America.

We have previously audited, in accordance with the standards of the Public Company Accounting Oversight Board (United States), the Consolidated Statement of Assets, Liabilities and Members' Capital of New Mountain Finance Holdings, L.L.C., including the Consolidated Schedule of Investments as of December 31, 2012 and the related Consolidated Statements of Operations, Changes in Members' Capital, and Cash Flows for the year then ended (not presented herein), and the Statements of Assets and Liabilities of New Mountain Finance Corporation and New Mountain Finance AIV Holdings Corporation as of December 31, 2012, the related Statements of Operations, Changes in Net Assets, and Cash Flows for the year then ended (not presented herein); and in our reports dated March 6, 2013, we expressed unqualified opinions on those financial statements. In our opinion, the information set forth in the accompanying Consolidated Statement of Assets, Liabilities and Members' Capital of New Mountain Finance Holdings, L.L.C., including the Consolidated Schedule of Investments, and the Statements of Assets and Liabilities of New Mountain Finance Corporation and New Mountain Finance AIV Holdings Corporation as of December 31, 2012 is fairly stated, in all material respects, in relation to the Consolidated Statement of Assets, Liabilities, and Members' Capital of New Mountain Finance Holdings, L.L.C., including the Consolidated Schedules of Investments, and the Statements of Assets and Liabilities of New Mountain Finance Corporation and New Mountain Finance AIV Holdings Corporation from which they have been derived.

DELOITTE & TOUCHE LLP

New York, New York
May 6, 2013



REPORT OF INDEPENDENT REGISTERED PUBLIC ACCOUNTING FIRM

To the Boards of Directors and Investors of
New Mountain Finance Holdings, L.L.C.,
New Mountain Finance Corporation and
New Mountain Finance AIV Holdings Corporation
New York, New York

We have audited the accompanying consolidated statement of assets, liabilities and members' capital of New Mountain Finance Holdings, L.L.C., including the consolidated schedule of investments as of December 31, 2012 and 2011, and the related consolidated statements of operations, consolidated statements of changes in members' capital, and cash flows for the three years in the period ended December 31, 2012 and the financial highlights for the period from October 29, 2008 (commencement of operations) to December 31, 2008 and each of the four years in the period ended December 31, 2012. Also, we have audited the statements of assets and liabilities of New Mountain Finance Corporation and New Mountain Finance AIV Holdings Corporation as of December 31, 2012 and 2011, and the related statements of operations, changes in net assets, cash flows and the financial highlights for the period from May 19, 2011(commencement of operations) to December 31, 2011 and for the year ended December 31, 2012. These financial statements are the responsibility of the management of New Mountain Finance Holdings, L.L.C., New Mountain Finance Corporation and New Mountain Finance AIV Holdings Corporation. Our responsibility is to express an opinion on these financial statements and financial highlights based on our audits.

We conducted our audits in accordance with the standards of the Public Company Accounting Oversight Board (United States). These standards require that we plan and perform the audit to obtain reasonable assurance about whether the financial statements are free of material misstatement. An audit includes examining, on a test basis, evidence supporting the amounts and disclosures in the financial statements. An audit also includes assessing the accounting principles used and significant estimates made by management, as well as evaluating the overall financial statement presentation. Our procedures included confirmation of investments as of December 31, 2012 and 2011, by correspondence with the custodian, loan agent or borrower; where replies were not received, we performed other auditing procedures. We believe that our audits provide a reasonable basis for our opinion.

In our opinion, such financial statements and financial highlights referred to above present fairly, in all material respects, the consolidated financial position of New Mountain Finance Holdings, L.L.C. as of December 31, 2012 and 2011, and the consolidated results of its operations, its consolidated changes in members' capital, and its consolidated cash flows for each of the three years in the period ended December 31, 2012 and the financial highlights for the period from October 29, 2008 (commencement of operations) to December 31, 2008 and each of the four years in the period ended December 31, 2012; and the financial positions of New Mountain Finance Corporation and New Mountain Finance AIV Holdings Corporation as of December 31, 2012 and 2011 and the results of their operations, changes in their net assets, their cash flows, and the financial highlights for the period from May 19, 2011(commencement of operations) to December 31, 2011 and for the year ended December 31, 2012, in conformity with accounting principles generally accepted in the United States of America.

[Table of Contents](#)

We have also audited, in accordance with the standards of the Public Company Accounting Oversight Board (United States), New Mountain Finance Corporation's internal control over financial reporting as of December 31, 2012, based on the criteria established in Internal Control — Integrated Framework issued by the Committee of Sponsoring Organizations of the Treadway Commission and our report dated March 6, 2013 expressed an unqualified opinion on New Mountain Finance Corporation's internal control over financial reporting.

/s/ DELOITTE & TOUCHE LLP
New York, New York
March 6, 2013

New Mountain Finance Holdings, L.L.C.

Consolidated Statements of Assets, Liabilities and Members' Capital

| | December 31, 2012 | December 31, 2011 |
|---|-------------------------|-----------------------|
| Assets | | |
| Investments at fair value (cost of \$976,243,063 and \$699,864,784, respectively) | \$ 989,819,613 | \$ 703,513,560 |
| Cash and cash equivalents | 12,752,075 | 15,318,811 |
| Receivable from unsettled securities sold | 9,962,209 | — |
| Interest and dividend receivable | 6,340,146 | 7,307,092 |
| Deferred credit facility costs (net of accumulated amortization of \$2,015,763 and \$855,955, respectively) | 5,490,266 | 3,713,739 |
| Receivable from affiliate | 533,407 | 369,017 |
| Other assets | 665,872 | 356,486 |
| Total assets | \$ 1,025,563,588 | \$ 730,578,705 |
| Liabilities | | |
| SLF Credit Facility | 214,262,314 | 165,928,000 |
| Holdings Credit Facility | 206,938,049 | 129,037,813 |
| Dividends payable | 11,192,205 | — |
| Payable for unsettled securities purchased | 9,700,000 | 7,604,931 |
| Incentive fee payable | 7,796,928 | 2,317,328 |
| Management fee payable | 3,221,547 | 2,200,354 |
| Interest payable | 712,093 | 1,747,095 |
| Other liabilities | 1,801,889 | 1,241,366 |
| Total liabilities | 455,625,025 | 310,076,887 |
| Members' Capital | 569,938,563 | 420,501,818 |
| Total liabilities and members' capital | \$ 1,025,563,588 | \$ 730,578,705 |
| Outstanding common membership units | 40,548,189 | 30,919,629 |
| Capital per unit | \$ 14.06 | \$ 13.60 |

The accompanying notes are an integral part of these consolidated financial statements.

New Mountain Finance Holdings, L.L.C.**Consolidated Statements of Operations**

| | Year ended December 31, | | |
|--|--------------------------------|----------------------|----------------------|
| | 2012 | 2011 | 2010 |
| Investment income | | | |
| Interest income | \$ 83,645,911 | \$ 55,809,453 | \$ 40,485,158 |
| Dividend income | 811,800 | — | — |
| Other income | 1,328,300 | 713,991 | 889,619 |
| Total investment income | <u>85,786,011</u> | <u>56,523,444</u> | <u>41,374,777</u> |
| Expenses | | | |
| Incentive fee | 15,943,910 | 3,522,330 | — |
| Management fee | 11,109,053 | 4,938,004 | 70,999 |
| Interest and other credit facility expenses | 10,084,639 | 7,086,019 | 2,948,460 |
| Administrative expenses (net of reimbursable expenses of \$1,389,953, \$870,032 and \$0, respectively) | 1,036,020 | 744,959 | 401,133 |
| Professional fees (net of reimbursable expenses of \$1,069,904, \$1,315,733 and \$0, respectively) | 1,021,194 | 721,578 | 327,331 |
| Other general and administrative expenses | 1,373,715 | 985,283 | 162,593 |
| Total expenses | <u>40,568,531</u> | <u>17,998,173</u> | <u>3,910,516</u> |
| Net investment income | <u>45,217,480</u> | <u>38,525,271</u> | <u>37,464,261</u> |
| Net realized gains on investments | 18,851,239 | 16,252,062 | 66,287,267 |
| Net change in unrealized appreciation (depreciation) of investments | 9,927,774 | (23,100,241) | (39,959,267) |
| Net increase in capital resulting from operations | <u>\$ 73,996,493</u> | <u>\$ 31,677,092</u> | <u>\$ 63,792,261</u> |

The accompanying notes are an integral part of these consolidated financial statements.

New Mountain Finance Holdings, L.L.C.

Consolidated Statements of Changes in Members' Capital

| | Year ended December 31, | | |
|---|-------------------------|-----------------------|-----------------------|
| | 2012 | 2011 | 2010 |
| Increase (decrease) in members' capital resulting from operations: | | | |
| Net investment income | \$ 45,217,480 | \$ 38,525,271 | \$ 37,464,261 |
| Net realized gains on investments | 18,851,239 | 16,252,062 | 66,287,267 |
| Net change in unrealized appreciation (depreciation) of investments | 9,927,774 | (23,100,241) | (39,959,267) |
| Net increase in members' capital resulting from operations | 73,996,493 | 31,677,092 | 63,792,261 |
| Distributions | — | (10,249,155) | (115,940,206) |
| Contributions | 133,428,296 | 195,294,674 | 54,634,523 |
| Dividends declared | (59,378,278) | (26,590,881) | — |
| Offering costs | (564,736) | — | — |
| Reinvestment of dividends | 1,954,970 | (11,557,173) | — |
| Net increase in members' capital | 149,436,745 | 178,574,557 | 2,486,578 |
| Members' capital at the beginning of the period | 420,501,818 | 241,927,261 | 239,440,683 |
| Members' capital at the end of the period | <u>\$ 569,938,563</u> | <u>\$ 420,501,818</u> | <u>\$ 241,927,261</u> |

The accompanying notes are an integral part of these consolidated financial statements.

New Mountain Finance Holdings, L.L.C.

Consolidated Statements of Cash Flows

| | <u>Year ended December 31,</u> | | |
|--|--------------------------------|----------------------|----------------------|
| | <u>2012</u> | <u>2011</u> | <u>2010</u> |
| Cash flows from operating activities | | | |
| Net increase in members' capital resulting from operations | \$ 73,996,493 | \$ 31,677,092 | \$ 63,792,261 |
| Adjustments to reconcile net (increase) decrease in members' capital resulting from operations to net cash (used in) provided by operating activities: | | | |
| Net realized gains on investments | (18,851,239) | (16,252,062) | (66,287,267) |
| Net change in unrealized (appreciation) depreciation of investments | (9,927,774) | 23,100,241 | 39,959,267 |
| Amortization of purchase discount | (5,995,901) | (5,861,691) | (16,326,857) |
| Amortization of deferred credit facility costs | 1,159,808 | 786,046 | 69,909 |
| Non-cash interest income | (2,187,027) | (1,538,462) | (3,374,086) |
| (Increase) decrease in operating assets: | | | |
| Purchase of investments | (673,354,807) | (494,693,776) | (332,708,278) |
| Proceeds from sales and paydowns of investments | 423,874,005 | 231,962,469 | 260,039,529 |
| Cash received for purchase of undrawn portion of revolving credit or delayed draw facilities | 136,691 | 1,363,154 | — |
| Cash paid for sale of undrawn portion of revolving credit or delayed draw facilities | — | — | (1,837,500) |
| Cash paid for drawn revolver | (12,705,000) | (535,593) | — |
| Cash repayments on drawn revolvers | 12,705,000 | — | — |
| Receivable from unsettled securities sold | (9,962,209) | — | 5,124,622 |
| Interest and dividend receivable | 966,946 | (4,299,305) | (2,209,025) |
| Receivable from affiliate | (164,390) | (369,017) | — |
| Other assets | (50,113) | (350,644) | (4,435) |
| Increase (decrease) in operating liabilities: | | | |
| Payable for unsettled securities purchased | 2,095,069 | (86,857,569) | 82,230,235 |
| Incentive fee payable | 5,479,600 | 2,317,328 | — |
| Management fee payable | 1,021,193 | 2,200,354 | — |
| Interest payable | (1,035,002) | 933,903 | 340,503 |
| Payable to affiliate | — | (394,279) | (190,500) |
| Other liabilities | 150,867 | 533,795 | 432,931 |
| Net cash flows (used in) provided by operating activities | (212,647,790) | (316,278,016) | 29,051,309 |
| Cash flows from financing activities | | | |
| Contributions | 133,428,296 | 195,294,674 | 54,634,523 |
| Distributions | — | (10,249,155) | (115,940,206) |
| Dividends paid | (46,231,103) | (26,590,881) | — |
| Offering costs paid | (267,917) | (11,557,173) | — |
| Proceeds from Holdings Credit Facility | 523,099,161 | 336,508,450 | 44,850,495 |
| Repayment of Holdings Credit Facility | (445,198,925) | (267,167,575) | (62,898,232) |
| Proceeds from SLF Credit Facility | 112,993,365 | 172,060,007 | 56,936,000 |
| Repayment of SLF Credit Facility | (64,659,051) | (63,068,007) | — |
| Deferred credit facility costs paid | (3,082,772) | (4,377,595) | — |
| Net cash flows provided by (used in) financing activities | 210,081,054 | 320,852,745 | (22,417,420) |
| Net (decrease) increase in cash and cash equivalents | (2,566,736) | 4,574,729 | 6,633,889 |
| Cash and cash equivalents at the beginning of the period | 15,318,811 | 10,744,082 | 4,110,193 |
| Cash and cash equivalents at the end of the period | \$ 12,752,075 | \$ 15,318,811 | \$ 10,744,082 |
| Supplemental disclosure of cash flow information | | | |
| Interest paid | \$ 9,432,696 | \$ 4,358,103 | \$ 2,130,839 |
| Non-cash financing activities: | | | |
| Dividends declared and payable | \$ 11,192,205 | \$ — | \$ — |
| Value of members' capital issued in connection with dividend reinvestment plan | 1,954,970 | — | — |
| Accrual for offering costs | 556,092 | — | 3,528,110 |
| Accrual for deferred credit facility costs | 45,663 | 192,099 | 1,950,029 |

The accompanying notes are an integral part of these consolidated financial statements.

New Mountain Finance Holdings, L.L.C.

Consolidated Schedule of Investments

December 31, 2012

| Portfolio Company, Location and Industry(1) | Type of Investment | Interest Rate | Maturity Date | Principal Amount, Par Value or Shares | Cost | Fair Value | Percent of Members' Capital |
|--|--------------------|----------------------------|---------------|---------------------------------------|---------------------|---------------------|-----------------------------|
| Funded Debt Investments — Bermuda | | | | | | | |
| Stratus Technologies Bermuda Holdings Ltd.(4)** Stratus Technologies Bermuda Ltd. / Stratus Technologies, Inc. Information Technology | First lien(2)(7) | 12.00% | 3/29/2015 | \$ 6,664,000 | \$ 6,396,040 | \$ 6,630,680 | 1.16% |
| Total Funded Debt Investments — Bermuda | | | | \$ 6,664,000 | \$ 6,396,040 | \$ 6,630,680 | 1.16% |
| Funded Debt Investments — Cayman Islands | | | | | | | |
| Pinnacle Holdco S.à r.l. / Pinnacle (US) Acquisition Co Limited** Software | First lien(3) | 6.50% (Base Rate + 5.25%) | 7/30/2019 | \$ 2,992,500 | \$ 2,970,860 | \$ 2,999,233 | |
| | Second lien(2) | 10.50% (Base Rate + 9.25%) | 7/30/2020 | 30,000,000 | 29,420,055 | 30,487,500 | |
| | | | | <u>32,992,500</u> | <u>32,390,915</u> | <u>33,486,733</u> | 5.88% |
| Total Funded Debt Investments — Cayman Islands | | | | \$32,992,500 | \$32,390,915 | \$33,486,733 | 5.88% |
| Funded Debt Investments — United Kingdom | | | | | | | |
| Magic Newco, LLC** Software | First lien(3) | 7.25% (Base Rate + 6.00%) | 12/12/2018 | \$14,962,500 | \$14,543,380 | \$15,104,644 | 2.65% |
| Total Funded Debt Investments — United Kingdom | | | | \$14,962,500 | \$14,543,380 | \$15,104,644 | 2.65% |
| Funded Debt Investments — United States | | | | | | | |
| Edmentum, Inc.(fka Plato, Inc.) Education | First lien(3) | 7.50% (Base Rate + 6.00%) | 5/17/2018 | \$11,700,000 | \$11,377,495 | \$11,743,875 | |
| | Second lien(2) | 11.25% (Base Rate + 9.75%) | 5/17/2019 | 29,150,000 | 28,604,019 | 28,567,000 | |
| | | | | <u>40,850,000</u> | <u>39,981,514</u> | <u>40,310,875</u> | 7.07% |
| Novell, Inc. (fka Attachmate Corporation, NetIQ Corporation) Software | First lien(3) | 7.25% (Base Rate + 5.75%) | 11/22/2017 | 7,700,000 | 7,559,911 | 7,785,247 | |
| | Second lien(2) | 11.00% (Base Rate + 9.50%) | 11/22/2018 | 24,000,000 | 23,326,421 | 23,560,008 | |
| | | | | <u>31,700,000</u> | <u>30,886,332</u> | <u>31,345,255</u> | 5.50% |
| Rocket Software, Inc. Software | Second lien(2) | 10.25% (Base Rate + 8.75%) | 2/8/2019 | 30,875,000 | 30,710,863 | 30,932,891 | 5.43% |
| Pharmaceutical Research Associates, Inc. Healthcare Services | Second lien(2) | 10.50% (Base Rate + 9.25%) | 6/10/2019 | 30,000,000 | 29,402,494 | 30,318,750 | 5.32% |
| Unitek Global Services, Inc. Business Services | First lien(2) | 9.00% (Base Rate + 7.50%) | 4/16/2018 | 19,650,000 | 19,201,741 | 19,330,688 | |
| | First lien(2) | 9.00% (Base Rate + 7.50%) | 4/16/2018 | 5,970,000 | 5,797,909 | 5,872,988 | |
| | First lien(2) | 9.00% (Base Rate + 7.50%) | 4/16/2018 | 4,962,500 | 4,780,616 | 4,881,859 | |
| | | | | <u>30,582,500</u> | <u>29,780,266</u> | <u>30,085,535</u> | 5.28% |
| KeyPoint Government Solutions, Inc. Federal Services | First lien(3) | 7.25% (Base Rate + 6.00%) | 11/13/2017 | 20,000,000 | 19,607,744 | 19,900,000 | |
| | First lien(2) | 7.25% (Base Rate + 6.00%) | 11/13/2017 | 10,000,000 | 9,702,987 | 9,950,000 | |
| | | | | <u>30,000,000</u> | <u>29,310,731</u> | <u>29,850,000</u> | 5.24% |
| Global Knowledge Training LLC Education | First lien(3) | 6.50% (Base Rate + 4.99%) | 4/21/2017 | 4,776,379 | 4,717,845 | 4,704,733 | |
| | First lien(3) | 7.25% (Base Rate + 4.00%) | 4/21/2017 | 1,173,760 | 1,159,106 | 1,156,154 | |
| | Second lien(2) | 11.50% (Base Rate + 9.75%) | 10/21/2018 | 24,250,000 | 23,813,747 | 23,755,300 | |
| | | | | <u>30,200,139</u> | <u>29,690,698</u> | <u>29,616,187</u> | 5.20% |

New Mountain Finance Holdings, L.L.C.

Consolidated Schedule of Investments (Continued)

December 31, 2012

| Portfolio Company, Location and Industry(1) | Type of Investment | Interest Rate | Maturity Date | Principal Amount, Par Value or Shares | Cost | Fair Value | Percent of Members' Capital |
|--|---------------------------|-----------------------------|----------------------|--|-------------------|-------------------|------------------------------------|
| Managed Health Care Associates, Inc. Healthcare Services | First lien(2) | 3.47% (Base Rate + 3.25%) | 8/1/2014 | \$14,755,543 | \$13,240,121 | \$14,275,988 | |
| | Second lien(2) | 6.72% (Base Rate + 6.50%) | 2/1/2015 | 15,000,000 | 12,790,120 | 14,475,000 | |
| | | | | <u>29,755,543</u> | <u>26,030,241</u> | <u>28,750,988</u> | 5.05% |
| Kranstar Holding Company Distribution | Second lien(2) | 9.75% (Base Rate + 8.50%) | 10/9/2019 | 28,300,000 | 27,786,609 | 28,653,750 | 5.03% |
| Meritas Schools Holdings, LLC Education | First lien(3) | 7.50% (Base Rate + 6.00%) | 7/29/2017 | 8,150,286 | 8,084,328 | 8,170,661 | |
| | Second lien(2) | 11.50% (Base Rate + 10.00%) | 1/29/2018 | 20,000,000 | 19,747,073 | 20,000,000 | |
| | | | | <u>28,150,286</u> | <u>27,831,401</u> | <u>28,170,661</u> | 4.94% |
| Kronos Incorporated Software | Second lien(2) | 9.75% (Base Rate + 8.50%) | 4/30/2020 | 25,000,000 | 24,752,991 | 25,125,000 | 4.41% |
| St. George's University Scholastic Services LLC Education | First lien(2) | 8.50% (Base Rate + 7.00%) | 12/20/2017 | 25,000,000 | 24,501,319 | 24,500,000 | 4.30% |
| SRA International, Inc. Federal Services | First lien(3) | 6.50% (Base Rate + 5.25%) | 7/20/2018 | 20,436,329 | 19,740,789 | 19,542,239 | |
| | First lien(2) | 6.50% (Base Rate + 5.25%) | 7/20/2018 | 4,315,000 | 4,225,409 | 4,126,219 | |
| | | | | <u>24,751,329</u> | <u>23,966,198</u> | <u>23,668,458</u> | 4.15% |
| Aderant North America, Inc. Software | Second lien(2) | 11.00% (Base Rate + 7.75%) | 6/20/2019 | 22,500,000 | 22,162,978 | 23,062,500 | 4.05% |
| LM U.S. Member LLC (and LM U.S. Corp Acquisition Inc.) Business Services | Second lien(2) | 9.50% (Base Rate + 8.25%) | 10/26/2020 | 20,000,000 | 19,703,785 | 20,150,000 | 3.54% |
| Learning Care Group (US), Inc. Education | First lien(2) | 12.00% | 4/27/2016 | 17,368,421 | 17,173,863 | 16,695,606 | |
| | Subordinated(2) | 15.00% PIK* | 6/30/2016 | 3,782,365 | 3,638,844 | 3,434,506 | |
| | | | | <u>21,150,786</u> | <u>20,812,707</u> | <u>20,130,112</u> | 3.53% |
| Six3 Systems, Inc. Federal Services | First lien(2) | 7.00% (Base Rate + 5.75%) | 10/4/2019 | 20,000,000 | 19,805,458 | 20,025,000 | 3.51% |
| First American Payment Systems, L.P. Business Services | Second lien(2) | 10.75% (Base Rate + 9.50%) | 4/12/2019 | 20,000,000 | 19,608,588 | 19,900,000 | 3.49% |
| eResearchTechnology, Inc. Healthcare Services | First lien(3) | 8.00% (Base Rate + 6.50%) | 5/2/2018 | 19,950,000 | 19,201,799 | 19,850,250 | 3.48% |
| Insight Pharmaceuticals LLC Healthcare Products | Second lien(2) | 13.25% (Base Rate + 11.75%) | 8/25/2017 | 19,310,345 | 18,659,022 | 19,503,448 | 3.42% |
| Transplace Texas, L.P. Logistics | Second lien(2) | 11.00% (Base Rate + 9.00%) | 4/12/2017 | 20,000,000 | 19,585,791 | 19,500,000 | 3.42% |

New Mountain Finance Holdings, L.L.C.
Consolidated Schedule of Investments (Continued)
December 31, 2012

| Portfolio Company, Location and Industry(1) | Type of Investment | Interest Rate | Maturity Date | Principal Amount, Par Value or Shares | Cost | Fair Value | Percent of Members' Capital |
|--|--------------------|------------------------------|---------------|---------------------------------------|-------------------|-------------------|-----------------------------|
| PODS, Inc.(6) Consumer Services PODS Funding Corp. II | | 7.25% (Base Rate + 6.00%) | 11/29/2016 | \$14,007,369 | \$13,668,092 | \$13,972,351 | |
| Storapod Holding Company, Inc. | Subordinated(2) | 21.00% PIK* | 11/29/2017 | 5,296,065 | 5,156,066 | 5,112,580 | |
| | | | | <u>19,303,434</u> | <u>18,824,158</u> | <u>19,084,931</u> | 3.35% |
| Smile Brands Group Inc. Healthcare Services | First lien(3) | 7.00% (Base Rate + 5.25%) | 12/21/2017 | 19,859,299 | 19,597,841 | 18,767,038 | 3.29% |
| Ascensus, Inc. Business Services | First lien(2) | 8.00% (Base Rate + 6.75%) | 12/21/2018 | 8,500,000 | 8,330,000 | 8,330,000 | |
| | First lien(3) | 8.00% (Base Rate + 6.75%) | 12/21/2018 | 8,500,000 | 8,330,122 | 8,330,000 | |
| | | | | <u>17,000,000</u> | <u>16,660,122</u> | <u>16,660,000</u> | 2.92% |
| Sotera Defense Solutions, Inc. (Global Defense Technology & Systems, Inc.) Federal Services | First lien(3) | 7.50% (Base Rate + 6.00%) | 4/21/2017 | 15,757,542 | 15,643,633 | 15,599,967 | 2.74% |
| IG Investments Holdings, LLC Business Services | Second lien(2) | 10.25% (Base Rate + 9.00%) | 10/31/2020 | 15,000,000 | 14,851,861 | 14,925,000 | 2.62% |
| OpenLink International, Inc. Software | First lien(3) | 7.75% (Base Rate + 6.25%) | 10/30/2017 | 14,850,000 | 14,600,033 | 14,850,000 | 2.61% |
| Landslide Holdings, Inc. (Crimson Acquisition Corp.) Software | First lien(3) | 7.00% (Base Rate + 5.75%) | 6/19/2018 | 14,625,000 | 14,353,255 | 14,670,528 | 2.57% |
| KPLT Holdings, Inc. (Centerplate, Inc., et al.) Consumer Services | Subordinated(2) | 11.75% (10.25% + 1.50% PIK)* | 4/16/2019 | 14,637,082 | 14,351,316 | 14,344,340 | 2.52% |
| Sabre Inc. Software | First lien(3) | 7.25% (Base Rate + 6.00%) | 12/29/2017 | 13,965,000 | 13,918,202 | 14,186,108 | 2.49% |
| Brock Holdings III, Inc. Industrial Services | Second lien(2) | 10.00% (Base Rate + 8.25%) | 3/16/2018 | 14,000,000 | 13,825,050 | 14,105,000 | 2.48% |
| Triple Point Technology, Inc. Software | First lien(3) | 6.25% (Base Rate + 5.00%) | 10/27/2017 | 12,967,500 | 12,548,898 | 13,021,536 | 2.28% |
| Lonestar Intermediate Super Holdings, LLC Business Services | Subordinated(2) | 11.00% (Base Rate + 9.50%) | 9/2/2019 | 12,000,000 | 11,665,992 | 12,765,000 | 2.24% |
| Aspen Dental Management, Inc Healthcare Services | First lien(3) | 7.00% (Base Rate + 5.50%) | 10/6/2016 | 12,870,000 | 12,651,541 | 12,210,413 | 2.14% |

New Mountain Finance Holdings, L.L.C.

Consolidated Schedule of Investments (Continued)

December 31, 2012

| Portfolio Company, Location and Industry | Type of Investment | Interest Rate | Maturity Date | Principal Amount, Par Value or Shares | Cost | Fair Value | Percent of Members' Capital |
|---|---|--|-------------------------|--|--|---|-----------------------------|
| Van Wagner Communications, LLC Media | First lien(2) | 8.25% (Base Rate + 7.00%) | 8/3/2018 | \$ 12,000,000 | \$ 11,772,402 | \$ 12,159,996 | 2.13% |
| Supervalu Inc.** Retail | First lien(2) | 8.00% (Base Rate + 6.75%) | 8/30/2018 | 11,940,000 | 11,596,938 | 12,146,467 | 2.13% |
| Vision Solutions, Inc. Software | Second lien(2) | 9.50% (Base Rate + 8.00%) | 7/23/2017 | 12,000,000 | 11,912,951 | 11,700,000 | 2.05% |
| Merrill Communications LLC Business Services | First lien(2) | 10.75% (Base Rate + 7.50%) | 3/10/2013 | 11,421,788 | 11,421,042 | 11,279,016 | 1.98% |
| Mailsouth, Inc. Media | First lien(3) | 6.75% (Base Rate + 5.00%) | 12/14/2016 | 11,136,318 | 11,017,701 | 11,024,955 | 1.94% |
| Immucor, Inc. Healthcare Services | First lien(3) Subordinated(2) (7) | 5.75% (Base Rate + 4.50%) 11.13% | 8/19/2018 8/15/2019 | 4,937,687 5,000,000 <u>9,937,687</u> | 4,772,007 4,943,092 <u>9,715,099</u> | 5,005,581 5,650,000 <u>10,655,581</u> | 1.87% |
| Virtual Radiologic Corporation Healthcare Information Technology | First lien(3) | 7.75% (Base Rate + 4.50%) | 12/22/2016 | 14,702,456 | 14,550,421 | 10,291,719 | 1.81% |
| Permian Tank & Manufacturing, Inc. Energy | First lien(3) | 9.00% (Base Rate + 7.25%) | 3/15/2017 | 10,072,072 | 9,852,254 | 10,072,072 | 1.77% |
| Vertafore, Inc. Software | Second lien(2) | 9.75% (Base Rate + 8.25%) | 10/29/2017 | 10,000,000 | 9,923,849 | 10,050,000 | 1.76% |
| Merge Healthcare Inc.** Healthcare Services | First lien(2)(7) | 11.75% | 5/1/2015 | 9,000,000 | 8,915,385 | 9,708,750 | 1.70% |
| TransFirst Holdings, Inc. Business Services | Second lien(2) | 11.00% (Base Rate + 9.75%) | 6/27/2018 | 10,000,000 | 9,700,000 | 9,700,000 | 1.70% |
| Consona Holdings, Inc. Software | First lien(3) | 7.25% (Base Rate + 6.00%) | 8/6/2018 | 8,478,750 | 8,398,140 | 8,510,545 | 1.49% |
| Confie Seguros Holding II Co. Consumer Services | Second lien(2) | 10.25% (Base Rate + 9.00%) | 5/8/2019 | 8,000,000 | 7,842,169 | 8,040,000 | 1.41% |
| Physio-Control International, Inc. Healthcare Products | First lien(2) | 9.88% | 1/15/2019 | 7,000,000 | 7,000,000 | 7,717,500 | 1.35% |
| Surgery Center Holdings, Inc. Healthcare Services | First lien(3) | 6.50% (Base Rate + 5.00%) | 2/6/2017 | 6,833,750 | 6,809,372 | 6,799,581 | 1.19% |
| Research Pharmaceutical Services, Inc. Healthcare Services | First lien(3) | 6.75% (Base Rate + 5.25%) | 2/18/2017 | 7,125,000 | 7,046,359 | 6,661,875 | 1.17% |
| Alion Science and Technology Corporation Federal Services | First lien(2)(7) | 12.00% (10.00% + 2.00% PIK)* | 11/1/2014 | 6,319,766 | 6,131,223 | 6,093,311 | 1.07% |
| GCA Services Group, Inc. Business Services | Second lien(2) | 9.25% (Base Rate + 8.00%) | 11/1/2020 | 5,000,000 | 4,950,653 | 4,900,000 | 0.86% |
| Education Management LLC** Education | First lien(3) | 8.25% (Base Rate + 7.00%) | 3/30/2018 | 5,058,577 | 4,920,421 | 4,232,345 | 0.74% |
| Brickman Group Holdings, Inc. Business Services | Subordinated(2) | 9.13% | 11/1/2018 | 3,650,000 | 3,341,796 | 3,841,625 | 0.68% |
| Ozburn-Hessey Holding Company LLC Logistics | Second lien(2) | 11.50% (Base Rate + 9.50%) | 10/10/2016 | 4,000,000 | 3,946,984 | 3,680,000 | 0.65% |
| YP Holdings LLC(8) YP Intermediate Holdings Corp. / YP Intermediate Holdings II LLC Media | Second lien(2) | 15.00% (12.00% + 3.00% PIK)* | 5/18/2017 | 3,559,100 | 3,326,057 | 3,586,089 | 0.63% |
| Mach Gen, LLC Power Generation | Second lien(2) | 7.82% PIK (Base Rate + 7.50%)* | 2/22/2015 | 3,675,587 | 3,474,314 | 2,395,743 | 0.42% |
| ATI Acquisition Company (fka Ability Acquisition, Inc.) Education | First lien(2) | 12.25% (Base Rate + 5.00% + 4.00% PIK) (5)* | 12/30/2014 | 4,432,500 | 4,306,437 | — | |
| | First lien(2) | 17.25% (Base Rate + 10.00% + 4.00% PIK) (5)* | 6/30/2012 — Past Due | 1,665,103 | 1,516,666 | 649,390 | |

| | | 17.25% (Base Rate + 10.00% + 4.00% PIK) (5)* | 6/30/2012 — Past Due | <u>102,861</u> | <u>93,691</u> | <u>102,861</u> | |
|--|---------------|--|-------------------------|-----------------------------|-----------------------------|-----------------------------|----------------|
| | First lien(2) | | | <u>6,200,464</u> | <u>5,916,794</u> | <u>752,251</u> | 0.13% |
| Airvana Network Solutions Inc. Software | First lien(2) | 10.00% (Base Rate + 8.00%) | 3/25/2015 | <u>647,619</u> | <u>640,332</u> | <u>649,643</u> | 0.11% |
| Total Funded Debt Investments — United States | | | | <u>\$942,669,719</u> | <u>\$921,786,343</u> | <u>\$925,288,585</u> | 162.35% |
| Total Funded Debt Investments | | | | <u>\$997,288,719</u> | <u>\$975,116,678</u> | <u>\$980,510,642</u> | 172.04% |

New Mountain Finance Holdings, L.L.C.

Consolidated Schedule of Investments (Continued)

December 31, 2012

| Portfolio Company, Location and Industry(1) | Type of Investment | Interest Rate | Maturity Date | Principal Amount, Par Value or Shares | Cost | Fair Value | Percent of Members' Capital |
|--|-------------------------------|----------------------|----------------------|--|----------------------|----------------------|------------------------------------|
| Equity — Bermuda | | | | | | | |
| Stratus Technologies Bermuda Holdings Ltd.(4)** | | | | | | | |
| Information Technology | Ordinary shares(2) | — | — | 144,270 | \$ 65,123 | \$ 65,150 | |
| | Preferred shares(2) | — | — | 32,830 | 14,819 | 14,826 | |
| | | | | | <u>79,942</u> | <u>79,976</u> | 0.01% |
| Total Shares — Bermuda | | | | | \$ 79,942 | \$ 79,976 | 0.01% |
| Equity — United States | | | | | | | |
| Global Knowledge Training LLC | | | | | | | |
| Education | Ordinary shares(2) | — | — | 2 | \$ 2,109 | \$ 2,109 | |
| | Preferred shares(2) | — | — | 2,423 | 1,195,480 | 2,422,891 | |
| | | | | | <u>1,197,589</u> | <u>2,425,000</u> | 0.43% |
| Total Shares — United States | | | | | \$ 1,197,589 | \$ 2,425,000 | 0.43% |
| Total Shares | | | | | \$ 1,277,531 | \$ 2,504,976 | 0.44% |
| Warrants — United States | | | | | | | |
| YP Holdings LLC(8) | | | | | | | |
| Media | Warrants(2) | — | — | 5 | \$ 466,248 | \$ 7,229,468 | 1.27% |
| Alion Science and Technology Corporation | | | | | | | |
| Federal Services | Warrants(2) | — | — | 6,000 | 292,851 | 191,750 | 0.03% |
| PODS, Inc.(6) | | | | | | | |
| Storapod Holding Company, Inc. | Warrants(2) | — | — | 360,129 | 155,905 | 155,906 | 0.03% |
| Consumer Services | | | | | | | |
| Learning Care Group (US), Inc. | Warrants(2) | — | — | 844 | 193,850 | 14,371 | 0.00% |
| Education | | | | | | | |
| Total Warrants — United States | | | | | \$ 1,108,854 | \$ 7,591,495 | 1.33% |
| Total Funded Investments | | | | | \$977,503,063 | \$990,607,113 | 173.81% |
| Unfunded Debt Investments — United States | | | | | | | |
| Advantage Sales & Marketing Inc. | | | | | | | |
| Business Services | First lien(2)(9) — Undrawn | — | 12/17/2015 | \$10,500,000 | \$ (1,260,000) | \$ (787,500) | -0.14% |
| Total Unfunded Debt Investments | | | | | \$10,500,000 | \$ (787,500) | -0.14% |
| Total Investments | | | | | \$976,243,063 | \$989,819,613 | 173.67% |

- (1) New Mountain Finance Holdings, L.L.C. (the "Operating Company") generally acquires its investments in private transactions exempt from registration under the Securities Act of 1933, as amended (the "Securities Act"). These investments are generally subject to certain limitations on resale, and may be deemed to be "restricted securities" under the Securities Act.
- (2) The Holdings Credit Facility is collateralized by the indicated investments.
- (3) The SLF Credit Facility is collateralized by the indicated investments.
- (4) The Operating Company holds investments in two related entities of Stratus Technologies Bermuda Holdings, Ltd. ("Stratus Holdings"). The Operating Company directly holds ordinary and preferred equity in Stratus Holdings and has a credit investment in the joint issuers of Stratus Technologies Bermuda Ltd. ("Stratus Bermuda") and Stratus Technologies, Inc. ("Stratus U.S."), collectively, the "Stratus Notes". Stratus U.S. is a wholly-owned subsidiary of Stratus Bermuda, which in turn is a wholly-owned subsidiary of Stratus Holdings. Stratus Holdings is the parent guarantor of the credit investment of the Stratus Notes.

New Mountain Finance Holdings, L.L.C.
Consolidated Schedule of Investments (Continued)
December 31, 2012

- (5) Investment is on non-accrual status.
- (6) The Operating Company holds investments in two related entities of PODS, Inc. The Operating Company directly holds warrants in Storapod Holding Company, Inc. ("Storapod") and has a credit investment in Storapod through Storapod WCF II Limited ("Storapod WCF II"). Storapod WCF II is a special purpose entity used to enter into a Shari'ah-compliant financing arrangement with Storapod. Additionally, the Operating Company has a credit investment in PODS Funding Corp. II ("PODS II"). PODS, Inc. is a wholly-owned subsidiary of PODS Holding, Inc., which in turn is a majority-owned subsidiary of Storapod. PODS II is a special purpose entity used to enter into a Shari'ah-compliant financing arrangement with PODS, Inc. and its subsidiary, PODS Enterprises, Inc.
- (7) Securities are registered under the Securities Act.
- (8) The Operating Company holds investments in two related entities of YP Holdings LLC. The Operating Company directly holds warrants to purchase a 4.96% membership interest of YP Equity Investors, LLC (which at closing represented an indirect 1.0% equity interest in YP Holdings LLC) and holds an investment in the Term Loan B loans issued by YP Intermediate Holdings Corp. and YP Intermediate Holdings II LLC (together "YP Intermediate"), a subsidiary of YP Holdings LLC.
- (9) Par Value amounts represent the drawn or undrawn (as indicated in type of investment) portion of revolving credit facilities. Cost amounts represent the cash received at settlement date net the impact of paydowns and cash paid for drawn revolvers.
- * All or a portion of interest contains payments-in-kind ("PIK").
- ** Indicates assets that the Operating Company deems to be "non-qualifying assets" under Section 55(a) of the Investment Company Act of 1940, as amended. Qualifying assets must represent at least 70.00% of the Operating Company's total assets at the time of acquisition of any additional non-qualifying assets.

New Mountain Finance Holdings, L.L.C.
Consolidated Schedule of Investments (Continued)

December 31, 2012

| Investment Type | December 31, 2012 Percent of Total Investments at Fair Value |
|------------------------|---|
| First lien | 49.86% |
| Second lien | 44.56% |
| Subordinated | 4.56% |
| Equity and other | 1.02% |
| Total investments | <u>100.00%</u> |

| Industry Type | December 31, 2012 Percent of Total Investments at Fair Value |
|-----------------------------------|---|
| Software | 24.92% |
| Education | 15.17% |
| Healthcare Services | 14.52% |
| Business Services | 14.49% |
| Federal Services | 9.64% |
| Consumer Services | 4.21% |
| Media | 3.44% |
| Distribution | 2.89% |
| Healthcare Products | 2.75% |
| Logistics | 2.34% |
| Industrial Services | 1.42% |
| Retail | 1.23% |
| Healthcare Information Technology | 1.04% |
| Energy | 1.02% |
| Information Technology | 0.68% |
| Power Generation | 0.24% |
| Total investments | <u>100.00%</u> |

The accompanying notes are an integral part of these consolidated financial statements.

New Mountain Finance Holdings, L.L.C.

Consolidated Schedule of Investments

December 31, 2011

| Portfolio Company, Location and Industry(1) | Type of Investment | Interest Rate | Maturity Date | Principal Amount, Par Value or Shares | Cost | Fair Value | Percent of Members' Capital |
|---|--------------------|-----------------------------|---------------|---------------------------------------|---------------------|---------------------|-----------------------------|
| Funded Debt Investments — Bermuda | | | | | | | |
| Stratus Technologies Bermuda Holdings Ltd.(4)** Stratus Technologies Bermuda Ltd. / Stratus Technologies, Inc. Information Technology | First lien(2) | 12.00% | 3/29/2015 | \$ 6,827,000 | \$ 6,490,139 | \$ 6,212,570 | 1.48% |
| | | | | \$ 6,827,000 | \$ 6,490,139 | \$ 6,212,570 | 1.48% |
| Funded Debt Investments — United States | | | | | | | |
| Novell, Inc. (fka Attachmate Corporation, NetQ Corporation) Software | First lien(3) | 6.50% (Base Rate + 5.00%) | 4/27/2017 | \$13,825,000 | \$13,703,238 | \$13,583,062 | |
| | Second lien(2) | 9.50% (Base Rate + 8.00%) | 10/27/2017 | 20,000,000 | 19,669,018 | 19,200,000 | |
| | | | | <u>33,825,000</u> | <u>33,372,256</u> | <u>32,783,062</u> | 7.80% |
| Decision Resources, LLC Business Services | First lien(3) | 7.00% (Base Rate + 5.50%) | 12/28/2016 | 17,820,000 | 17,588,508 | 17,196,300 | |
| | Second lien(2) | 9.50% (Base Rate + 8.00%) | 5/7/2018 | 14,500,000 | 14,368,204 | 14,282,500 | |
| | | | | <u>32,320,000</u> | <u>31,956,712</u> | <u>31,478,800</u> | 7.48% |
| Lawson Software, Inc. (fka SoftBrands, Inc.) Software | First lien(3) | 6.75% (Base Rate + 5.25%) | 7/5/2017 | 18,703,125 | 18,001,977 | 18,305,684 | |
| | Subordinated(2) | 11.50% | 7/15/2018 | 13,500,000 | 12,329,105 | 13,162,500 | |
| | | | | <u>32,203,125</u> | <u>30,331,082</u> | <u>31,468,184</u> | 7.47% |
| Meritas Schools Holdings, LLC Education | First lien(3) | 7.50% (Base Rate + 6.00%) | 7/29/2017 | 9,500,000 | 9,409,890 | 9,357,500 | |
| | Second lien(2) | 11.50% (Base Rate + 10.00%) | 1/29/2018 | 20,000,000 | 19,712,425 | 19,650,000 | |
| | | | | <u>29,500,000</u> | <u>29,122,315</u> | <u>29,007,500</u> | 6.89% |
| Global Knowledge Training LLC Education | First lien(3) | 6.50% (Base Rate + 5.00%) | 4/21/2017 | 4,867,647 | 4,796,665 | 4,794,632 | |
| | Second lien(2) | 11.50% (Base Rate + 9.75%) | 10/21/2018 | 24,250,000 | 23,764,101 | 23,755,300 | |
| | | | | <u>29,117,647</u> | <u>28,560,766</u> | <u>28,549,932</u> | 6.79% |
| Managed Health Care Associates, Inc. Healthcare Services | First lien(2) | 3.55% (Base Rate + 3.25%) | 8/1/2014 | 15,467,673 | 12,941,252 | 14,462,274 | |
| | Second lien(2) | 6.80% (Base Rate + 6.50%) | 2/1/2015 | 15,000,000 | 11,950,542 | 13,950,000 | |
| | | | | <u>30,467,673</u> | <u>24,891,794</u> | <u>28,412,274</u> | 6.76% |
| Insight Pharmaceuticals LLC Healthcare Products | Second lien(2) | 13.25% (Base Rate + 11.75%) | 8/25/2017 | 25,000,000 | 24,037,614 | 24,875,000 | 5.92% |
| Renaissance Learning, Inc. Education | Second lien(2) | 12.00% (Base Rate + 10.50%) | 10/19/2018 | 20,000,000 | 19,016,871 | 20,100,000 | 4.78% |
| Learning Care Group (US), Inc. Education | First lien(2) | 12.00% | 4/27/2016 | 17,368,421 | 17,115,609 | 16,695,606 | |
| | Subordinated(2) | 15.00% PIK* | 6/30/2016 | 3,273,004 | 3,089,870 | 2,971,990 | |
| | | | | <u>20,641,425</u> | <u>20,205,479</u> | <u>19,667,596</u> | 4.68% |
| Transplace Texas, L.P. Logistics | Second lien(2) | 11.00% (Base Rate + 9.00%) | 4/12/2017 | 20,000,000 | 19,514,617 | 19,500,000 | 4.64% |
| U.S. Healthworks Holding Company, Inc. Healthcare Services | Second lien(2) | 10.50% (Base Rate + 9.00%) | 6/15/2017 | 20,000,000 | 19,719,547 | 19,500,000 | 4.64% |
| Unitek Global Services, Inc. Business Services | First lien(2) | 9.00% (Base Rate + 7.50%) | 4/15/2018 | 19,850,000 | 19,312,984 | 19,440,594 | 4.62% |
| Ipreo Holdings LLC Information Services | First lien(3) | 8.00% (Base Rate + 6.50%) | 8/5/2017 | 18,703,125 | 18,308,298 | 18,282,305 | 4.35% |
| KeyPoint Government Solutions, Inc. Federal Services | First lien(2) | 10.00% (Base Rate + 8.00%) | 12/31/2015 | 17,820,000 | 17,521,860 | 17,909,100 | 4.26% |
| Sotera Defense Solutions, Inc. (Global Defense Technology & Systems, Inc.) Federal Services | First lien(3) | 7.00% (Base Rate + 5.50%) | 4/21/2017 | 16,915,000 | 16,764,489 | 16,872,713 | 4.01% |
| SRA International, Inc. Federal Services | First lien(3) | 6.50% (Base Rate + 5.25%) | 7/20/2018 | 17,433,389 | 16,624,324 | 16,416,447 | 3.90% |
| OpenLink International, Inc. Software | First lien(2) | 7.75% (Base Rate + 6.25%) | 10/30/2017 | 15,000,000 | 14,706,514 | 15,056,250 | 3.58% |
| Volume Services America, Inc. (Centerplate) Consumer Services | First lien(2) | 10.50% (Base Rate + 8.50%) | 9/16/2016 | 14,850,000 | 14,512,417 | 14,924,250 | 3.55% |
| SonicWALL, Inc. Software | First lien(3) | 8.27% (Base Rate + 6.19%) | 1/23/2016 | 4,822,985 | 4,831,869 | 4,847,099 | |
| | Second lien(2) | 12.00% (Base Rate + 10.00%) | 1/23/2017 | 10,000,000 | 9,746,209 | 9,950,000 | |
| | | | | <u>14,822,985</u> | <u>14,578,078</u> | <u>14,797,099</u> | 3.52% |

New Mountain Finance Holdings, L.L.C.

Consolidated Schedule of Investments (Continued)

December 31, 2011

| Portfolio Company, Location and Industry(1) | Type of Investment | Interest Rate | Maturity Date | Principal Amount, Par Value or Shares | Cost | Fair Value | Percent of Members' Capital |
|---|---|-------------------------------------|------------------------|---------------------------------------|------------------------|------------------------|-----------------------------|
| PODS, Inc.(6) Consumer Services PODS Funding Corp. II | | 8.50% (Base Rate + 7.00%) | 11/29/2016 | \$11,561,538 | \$11,218,525 | \$11,214,692 | |
| Storapod Holding Company, Inc. | Subordinated(2) | 21.00% PIK* | 11/29/2017 | 3,728,642 | 3,600,214 | 3,599,461 | |
| | | | | <u>15,290,180</u> | <u>14,818,739</u> | <u>14,814,153</u> | 3.52% |
| Triple Point Technology, Inc. Software | First lien(3) | 8.00% (Base Rate + 6.50%) | 10/27/2017 | 14,500,000 | 13,932,051 | 14,536,250 | 3.46% |
| Virtual Radiologic Corporation Healthcare Information Technology | First lien(3) | 7.75% (Base Rate + 4.50%) | 12/22/2016 | 14,889,987 | 14,704,271 | 14,108,263 | 3.36% |
| Brock Holdings III, Inc. Industrial Services | Second lien(2) | 10.00% (Base Rate + 8.25%) | 3/16/2018 | 15,000,000 | 14,746,132 | 13,818,750 | 3.29% |
| LANDesk Group, Inc. Software | First lien(3) | 7.00% (Base Rate + 5.25%) | 3/28/2016 | 14,062,500 | 13,828,336 | 13,798,828 | 3.28% |
| Pacific Architects and Engineers Incorporated Federal Services | First lien(3) | 7.50% (Base Rate + 6.00%) | 4/4/2017 | 14,100,000 | 13,848,322 | 13,677,000 | 3.25% |
| Smile Brands Group Inc. Healthcare Services | First lien(3) | 7.00% (Base Rate + 5.25%) | 12/21/2017 | 12,337,594 | 12,173,547 | 12,329,883 | 2.93% |
| Mailsouth, Inc. Media | First lien(3) | 6.75% (Base Rate + 4.99%) | 12/14/2016 | 11,910,000 | 11,756,172 | 11,731,350 | 2.79% |
| Vision Solutions, Inc. Software | Second lien(2) | 9.50% (Base Rate + 8.00%) | 7/23/2017 | 12,000,000 | 11,893,985 | 11,640,000 | 2.77% |
| TravelCLICK, Inc. (fka TravelCLICK Acquisition Co.) Information Services | First lien(3) | 6.50% (Base Rate + 5.00%) | 3/16/2016 | 11,401,313 | 11,208,577 | 11,344,306 | 2.70% |
| Merrill Communications LLC Business Services | First lien(2) | 7.50% (Base Rate + 5.50%) | 12/24/2012 | 11,421,788 | 10,284,637 | 11,002,985 | 2.62% |
| Brickman Group Holdings, Inc. Business Services | First lien(3) | 7.25% (Base Rate + 5.50%) | 10/14/2016 | 7,957,406 | 8,005,917 | 7,982,272 | |
| | Subordinated(2) | 9.13% | 11/1/2018 | 3,000,000 | 2,716,216 | 2,715,000 | |
| | | | | <u>10,957,406</u> | <u>10,722,133</u> | <u>10,697,272</u> | 2.54% |
| Immucor, Inc. Healthcare Services | First lien(3) Subordinated(2) (7) | 7.25% (Base Rate + 5.75%) 11.13% | 8/19/2018 8/15/2019 | 4,987,500 5,000,000 | 4,795,791 4,937,575 | 5,022,826 5,200,000 | |
| | | | | <u>9,987,500</u> | <u>9,733,366</u> | <u>10,222,826</u> | 2.43% |
| CHG Companies, Inc. Healthcare Services | Second lien(2) | 11.25% (Base Rate + 9.50%) | 4/7/2017 | 10,000,000 | 9,826,548 | 10,025,000 | 2.38% |
| Vertafore, Inc. Software | Second lien(2) | 9.75% (Base Rate + 8.25%) | 10/29/2017 | 10,000,000 | 9,912,104 | 9,725,000 | 2.31% |
| Merge Healthcare Inc.** Healthcare Services | First lien(2)(7) | 11.75% | 5/1/2015 | 9,000,000 | 8,879,303 | 9,585,000 | 2.28% |
| Porex Corporation Specialty Chemicals and Materials | First lien(3) | 6.75% (Base Rate + 5.25%) | 3/31/2015 | 9,573,968 | 9,449,821 | 9,430,359 | 2.24% |
| Sunquest Information Systems, Inc. (Misys Hospital Systems, Inc.) Healthcare Services | Second lien(2) | 9.75% (Base Rate + 8.50%) | 6/16/2017 | 9,000,000 | 8,840,688 | 8,910,000 | 2.12% |
| Mach Gen, LLC Power Generation | Second lien(2) | 8.03% PIK (Base Rate + 7.50%)* | 2/22/2015 | 12,063,894 | 9,966,951 | 8,609,943 | 2.05% |
| Research Pharmaceutical Services, Inc. Healthcare Services | First lien(3) | 6.75% (Base Rate + 5.24%) | 2/18/2017 | 7,453,125 | 7,354,306 | 7,192,266 | 1.71% |
| Airvana Network Solutions Inc. Software | First lien(2) | 10.00% (Base Rate + 8.00%) | 3/25/2015 | 7,009,524 | 6,895,616 | 7,044,571 | 1.68% |
| Surgery Center Holdings, Inc. Healthcare Services | First lien(3) | 6.50% (Base Rate + 5.00%) | 2/6/2017 | 6,947,500 | 6,916,695 | 6,478,544 | 1.54% |
| Alion Science and Technology Corporation Federal Services | First lien(2)(7) | 10.00% + 2.00% PIK* | 11/1/2014 | 6,195,238 | 5,613,308 | 5,555,066 | 1.32% |
| Datatel, Inc. Software | Second lien(2) | 8.75% (Base Rate + 7.25%) | 2/19/2018 | 5,000,000 | 4,977,238 | 5,150,000 | 1.22% |

New Mountain Finance Holdings, L.L.C.

Consolidated Schedule of Investments (Continued)

December 31, 2011

| Portfolio Company, Location and Industry(1) | Type of Investment | Interest Rate | Maturity Date | Principal Amount, Par Value or Shares | Cost | Fair Value | Percent of Members' Capital |
|--|---------------------------|--|----------------------|--|----------------------|----------------------|------------------------------------|
| Ozburn-Hessey Holding Company LLC Logistics | Second lien(2) | 11.50% (Base Rate + 9.50%) | 10/8/2016 | \$ 6,000,000 | \$ 5,892,802 | \$ 5,110,002 | 1.22% |
| Asurion, LLC (fka Asurion Corporation) Business Services | Second lien(2) | 9.00% (Base Rate + 7.50%) | 5/24/2019 | 5,000,000 | 4,976,820 | 4,950,000 | 1.18% |
| Pharmaceutical Product Development, Inc. (Jaguar Holdings, LLC) Healthcare Services | First lien(3) | 6.25% (Base Rate + 5.00%) | 12/5/2018 | 4,894,921 | 4,864,327 | 4,888,802 | 1.16% |
| Fibertech Networks, LLC (fka Firefox Merger Sub, LLC) Telecommunication | First lien(3) | 6.75% (Base Rate + 5.00%) | 11/30/2016 | 4,897,632 | 4,835,069 | 4,873,144 | 1.16% |
| LVI Services Inc. Industrial Services | First lien(2) | 9.25% (Base Rate + 7.50%) | 3/31/2014 | 5,120,334 | 4,474,056 | 3,725,043 | 0.89% |
| ATI Acquisition Company (fka Ability Acquisition, Inc.) Education | First lien(2) | 12.25% (Base Rate + 5.00% + 4.00% PIK)(5)* | 12/30/2014 | 4,477,810 | 4,351,747 | 783,617 | |
| | First lien(2) | 17.25% (Base Rate + 10.00% + 4.00% PIK)* | 6/30/2012 | 91,696 | 91,696 | 91,696 | |
| | First lien(2) | 17.25% (Base Rate + 10.00% + 4.00% PIK)* | 6/30/2012 | 1,484,370 | 1,484,370 | 1,484,370 | |
| | | | | <u>6,053,876</u> | <u>5,927,813</u> | <u>2,359,683</u> | <u>0.56%</u> |
| Total Funded Debt Investments — United States | | | | \$720,537,649 | \$696,311,750 | \$696,375,395 | 165.60% |
| Total Funded Debt Investments | | | | \$727,364,649 | \$702,801,889 | \$702,587,965 | 167.08% |
| Equity — Bermuda | | | | | | | |
| Stratus Technologies Bermuda Holdings Ltd.(4)** Information Technology | Ordinary shares(2) | — | — | 144,270 | \$ 65,123 | \$ 29,881 | |
| | Preferred shares(2) | — | — | 32,830 | 14,819 | 6,800 | |
| | | | | | <u>79,942</u> | <u>36,681</u> | <u>0.01%</u> |
| Total Shares — Bermuda | | | | | \$ 79,942 | \$ 36,681 | 0.01% |
| Equity — United States | | | | | | | |
| Global Knowledge Training LLC Education | Ordinary shares(2) | — | — | 2 | \$ 2,109 | \$ 2,109 | |
| | Preferred shares(2) | — | — | 2,423 | 2,422,891 | 2,422,891 | |
| | | | | | <u>2,425,000</u> | <u>2,425,000</u> | <u>0.58%</u> |
| Total Shares — United States | | | | | \$ 2,425,000 | \$ 2,425,000 | 0.58% |
| Total Shares | | | | | \$ 2,504,942 | \$ 2,461,681 | 0.59% |
| Warrants — United States | | | | | | | |
| Alion Science and Technology Corporation Federal Services | Warrants(2) | — | — | 6,000 | \$ 292,851 | \$ 244,237 | 0.06% |
| PODS, Inc.(6) Storapod Holding Company, Inc. Consumer Services | Warrants(2) | — | — | 298,398 | 129,181 | 129,181 | 0.03% |
| Learning Care Group (US), Inc. Education | Warrants(2) | — | — | 844 | 193,850 | 14,372 | 0.00% |
| Total Warrants | | | | | \$ 615,882 | \$ 387,790 | 0.09% |
| Total Funded Investments | | | | | \$705,922,713 | \$705,437,436 | 167.76% |

New Mountain Finance Holdings, L.L.C.

Consolidated Schedule of Investments (Continued)

December 31, 2011

| Portfolio Company, Location and Industry(1) | Type of Investment | Interest Rate | Maturity Date | Principal Amount, Par Value or Shares | Cost | Fair Value | Percent of Members' Capital |
|---|------------------------------|---------------|---------------|---------------------------------------|------------------------------|------------------------------|-----------------------------|
| Unfunded Debt Investments — United States | | | | | | | |
| Datatel, Inc. | | | | | | | |
| Software | Subordinated — Bridge(2)(8) | — | 12/13/2012 | \$20,000,000 | \$ — | — | 0.00% |
| Physio-Control International, Inc. | | | | | | | |
| Healthcare Products | First lien — Bridge(2)(8) | — | — | 15,000,000 | — | — | 0.00% |
| ATI Acquisition Company (fka Ability Acquisition, Inc.) | | | | | | | |
| Education | First lien(2)(8) — Undrawn | — | 1/1/2012 | 39,947 | — | — | |
| | First lien(2)(8) — Undrawn | — | 1/1/2012 | 865 | — | — | |
| | | | | <u>40,812</u> | <u>—</u> | <u>—</u> | 0.00% |
| PODS, Inc.(6) | | | | | | | |
| Consumer Services | | | | | | | |
| PODS Funding Corp. II | First lien(2)(8) — Undrawn | — | 11/29/2016 | 3,438,462 | (103,154) | (103,154) | |
| Storapod Holding Company, Inc. | Subordinated(2)(8) — Undrawn | — | 11/29/2017 | 771,358 | — | — | |
| | | | | <u>4,209,820</u> | <u>(103,154)</u> | <u>(103,154)</u> | (0.03)% |
| RGIS Services, LLC | | | | | | | |
| Business Services | First lien(2)(9) — Undrawn | — | 4/30/2013 | 5,000,000 | (2,850,000) | (293,850) | (0.07)% |
| Education Management LLC** | | | | | | | |
| Education | First lien(2)(9) — Undrawn | — | 6/1/2012 | 3,000,000 | (1,215,000) | (330,000) | (0.08)% |
| Kronos Incorporated | | | | | | | |
| Software | First lien(2)(9) — Undrawn | — | 6/11/2013 | 4,198,500 | (629,775) | (356,872) | (0.08)% |
| Advantage Sales & Marketing Inc. | | | | | | | |
| Business Services | First lien(2)(9) — Undrawn | — | 12/17/2015 | 10,500,000 | (1,260,000) | (840,000) | (0.20)% |
| Total Unfunded Debt Investments | | | | <u>\$61,949,132</u> | <u>\$ (6,057,929)</u> | <u>\$ (1,923,876)</u> | <u>(0.46)%</u> |
| Total Investments | | | | | <u>\$699,864,784</u> | <u>\$703,513,560</u> | <u>167.30%</u> |

- (1) New Mountain Finance Holdings, L.L.C. (the "Operating Company") generally acquires its investments in private transactions exempt from registration under the Securities Act of 1933, as amended (the "Securities Act"). These investments are generally subject to certain limitations on resale, and may be deemed to be "restricted securities" under the Securities Act.
- (2) The Holdings Credit Facility is collateralized by the indicated investments.
- (3) The SLF Credit Facility is collateralized by the indicated investments.
- (4) The Operating Company holds investments in two related entities of Stratus Technologies Bermuda Holdings, Ltd. ("Stratus Holdings"). The Operating Company directly holds ordinary and preferred equity in Stratus Holdings and has a credit investment in the joint issuers of Stratus Technologies Bermuda Ltd. ("Stratus Bermuda") and Stratus Technologies, Inc. ("Stratus U.S."), collectively, the "Stratus Notes". Stratus U.S. is a wholly-owned subsidiary of Stratus Bermuda, which in turn is a wholly-owned subsidiary of Stratus Holdings. Stratus Holdings is the parent guarantor of the credit investment of the Stratus Notes.
- (5) Investment is on non-accrual status.
- (6) New Mountain Finance Holdings, L.L.C. (the "Operating Company") holds investments in two related entities of PODS, Inc. The Operating Company directly holds warrants in Storapod Holding Company, Inc. ("Storapod") and has a credit investment in Storapod through Storapod WCF II Limited ("Storapod WCF II"). Storapod WCF II is a special purpose entity used to enter into a Shari'ah-compliant financing arrangement with Storapod. Additionally, the Operating Company has a credit investment in PODS Funding Corp. II ("PODS II"). PODS, Inc. is a wholly-owned subsidiary of PODS Holding, Inc., which in turn is a majority-owned subsidiary of

New Mountain Finance Holdings, L.L.C.
Consolidated Schedule of Investments (Continued)
December 31, 2011

Storapod. PODS II is a special purpose entity used to enter into a Shari'ah-compliant financing arrangement with PODS, Inc. and its subsidiary, PODS Enterprises, Inc.

- (7) Securities are registered under the Securities Act.
- (8) Par Value amounts represent the drawn or undrawn (as indicated in type of investment) portion of the bridge facility, delayed draw or other future funding commitments.
- (9) Par Value amounts represent the drawn or undrawn (as indicated in type of investment) portion of revolving credit facilities. Cost amounts represent the cash received at settlement date net the impact of paydowns and cash paid for drawn revolvers.
- * All or a portion of interest contains payments-in-kind ("PIK").
- ** Indicates assets that the Operating Company deems to be "non-qualifying assets" under Section 55(a) of the Investment Company Act of 1940, as amended. Qualifying assets must represent at least 70.00% of the Operating Company's total assets at the time of acquisition of any additional non-qualifying assets.

New Mountain Finance Holdings, L.L.C.
Consolidated Schedule of Investments (Continued)
December 31, 2011

| | <u>December 31, 2011</u> |
|------------------------|---|
| Investment Type | Percent of Total Investments at Fair Value |
| First lien | 58.32% |
| Second lien | 37.34% |
| Subordinated | 3.93% |
| Equity and other | 0.41% |
| Total investments | <u>100.00%</u> |

| | <u>December 31, 2011</u> |
|-----------------------------------|---|
| Industry Type | Percent of Total Investments at Fair Value |
| Software | 22.12% |
| Healthcare Services | 16.71% |
| Education | 14.47% |
| Business Services | 10.86% |
| Federal Services | 10.05% |
| Consumer Services | 4.23% |
| Information Services | 4.21% |
| Healthcare Products | 3.54% |
| Logistics | 3.50% |
| Industrial Services | 2.49% |
| Healthcare Information Technology | 2.01% |
| Media | 1.67% |
| Specialty Chemicals and Materials | 1.34% |
| Power Generation | 1.22% |
| Information Technology | 0.89% |
| Telecommunication | 0.69% |
| Total investments | <u>100.00%</u> |

The accompanying notes are an integral part of these consolidated financial statements.

New Mountain Finance Corporation**Statement of Assets and Liabilities**

| | <u>December 31, 2012</u> | <u>December 31, 2011</u> |
|---|--------------------------|--------------------------|
| Assets | | |
| Investment in New Mountain Finance Holdings, L.L.C., at fair value (cost of \$335,729,511 and \$144,355,856, respectively) | \$ 341,925,716 | \$ 145,486,821 |
| Distribution receivable from New Mountain Finance Holdings, L.L.C. | 3,405,675 | — |
| Total assets | <u>\$ 345,331,391</u> | <u>\$ 145,486,821</u> |
| Liabilities | | |
| Dividends payable | 3,405,675 | — |
| Total liabilities | <u>3,405,675</u> | <u>—</u> |
| Net assets | | |
| Preferred stock, par value \$0.01 per share, 2,000,000 shares authorized, none issued | — | — |
| Common stock, par value \$0.01 per share 100,000,000 shares authorized, and 24,326,251 and 10,697,691 shares issued and outstanding, respectively | 243,263 | 106,977 |
| Paid in capital in excess of par | 335,486,248 | 144,248,879 |
| Accumulated undistributed net realized gains | 951,760 | 286,307 |
| Net unrealized appreciation (depreciation) | 5,244,445 | 844,658 |
| Total net assets | <u>\$ 341,925,716</u> | <u>\$ 145,486,821</u> |
| Total liabilities and net assets | <u>\$ 345,331,391</u> | <u>\$ 145,486,821</u> |
| Number of shares outstanding | 24,326,251 | 10,697,691 |
| Net asset value per share | <u>\$ 14.06</u> | <u>\$ 13.60</u> |

The accompanying notes are an integral part of these financial statements.

New Mountain Finance Corporation

Statement of Operations

| | Year ended December 31, 2012 | From May 19, 2011 (commencement of operations) to December 31, 2011 |
|--|---------------------------------|--|
| Net investment income allocated from New Mountain Finance Holdings, L.L.C. | | |
| Interest income | \$ 36,439,454 | \$ 13,436,693 |
| Dividend income | 454,635 | — |
| Other income | 616,465 | 231,919 |
| Total expenses | (17,718,744) | (5,323,309) |
| Net investment income allocated from New Mountain Finance Holdings, L.L.C. | 19,791,810 | 8,345,303 |
| Net realized and unrealized gain (loss) allocated from New Mountain Finance Holdings, L.L.C. | | |
| Net realized gains on investments | 7,592,407 | 1,141,018 |
| Net change in unrealized appreciation (depreciation) of investments | 4,495,125 | (5,375,862) |
| Net realized and unrealized gain (loss) allocated from New Mountain Finance Holdings, L.L.C. | 12,087,532 | (4,234,844) |
| Total net increase in net assets resulting from operations allocated from New Mountain Finance Holdings, L.L.C. | 31,879,342 | 4,110,459 |
| Net change in unrealized (depreciation) appreciation of investment in New Mountain Finance Holdings, L.L.C. | (95,338) | 6,220,520 |
| Net increase in net assets resulting from operations | \$ 31,784,004 | \$ 10,330,979 |
| Basic earnings per share | \$ 2.14 | \$ 0.97 |
| Weighted average shares of common stock outstanding — basic (See Note 12) | 14,860,838 | 10,697,691 |
| Diluted earnings per share | \$ 2.18 | \$ 0.38 |
| Weighted average shares of common stock outstanding — diluted (See Note 12) | 34,011,738 | 30,919,629 |

The accompanying notes are an integral part of these financial statements.

New Mountain Finance Corporation**Statement of Changes in Net Assets**

| | <u>Year ended</u> <u>December 31, 2012</u> | <u>From May 19, 2011</u> <u>(commencement of</u> <u>operations) to</u> <u>December 31, 2011</u> |
|--|---|--|
| Increase (decrease) in net assets resulting from operations: | | |
| Net investment income allocated from New Mountain Finance Holdings, L.L.C. | \$ 19,791,810 | \$ 8,345,303 |
| Net realized gains on investments allocated from New Mountain Finance Holdings, L.L.C. | 7,592,407 | 1,141,018 |
| Net change in unrealized appreciation (depreciation) of investments allocated from New Mountain Finance Holdings, L.L.C. | 4,495,125 | (5,375,862) |
| Net change in unrealized (depreciation) appreciation of investment in New Mountain Finance Holdings, L.L.C. | (95,338) | 6,220,520 |
| Net increase in net assets resulting from operations | <u>31,784,004</u> | <u>10,330,979</u> |
| Capital transactions | | |
| Net proceeds from shares sold | 133,428,296 | 129,864,996 |
| Deferred offering costs allocated from New Mountain Finance Holdings, L.L.C. | (323,966) | (3,998,597) |
| Value of shares issued for exchanged units | 56,314,355 | 18,489,457 |
| Dividends declared | (26,718,764) | (9,200,014) |
| Reinvestment of dividends | 1,954,970 | — |
| Total net increase in net assets resulting from capital transactions | <u>164,654,891</u> | <u>135,155,842</u> |
| Net increase in net assets | <u>196,438,895</u> | <u>145,486,821</u> |
| Net assets at the beginning of the period | <u>145,486,821</u> | <u>—</u> |
| Net assets at the end of the period | <u><u>341,925,716</u></u> | <u><u>\$ 145,486,821</u></u> |

The accompanying notes are an integral part of these financial statements.

New Mountain Finance Corporation

Statement of Cash Flows

| | Year ended December 31, 2012 | From May 19, 2011 (commencement of operations) to December 31, 2011 |
|--|---------------------------------|--|
| Cash flows from operating activities: | | |
| Net increase in net assets resulting from operations | \$ 31,784,004 | \$ 10,330,979 |
| Adjustments to reconcile net (increase) decrease in net assets resulting from operations to net cash used in operating activities: | | |
| Net investment income allocated from New Mountain Finance Holdings, L.L.C. | (19,791,810) | (8,345,303) |
| Net realized and unrealized (gains) losses allocated from New Mountain Finance Holdings, L.L.C. | (12,087,532) | 4,234,844 |
| Net change in unrealized depreciation (appreciation) of investment in New Mountain Finance Holdings, L.L.C. | 95,338 | (6,220,520) |
| (Increase) decrease in operating assets: | | |
| Purchase of investment | (133,428,296) | (129,864,996) |
| Distributions from New Mountain Finance Holdings, L.L.C. | 23,313,089 | 9,200,014 |
| Net cash flows (used in) provided by operating activities | (110,115,207) | (120,664,982) |
| Cash flows from financing activities: | | |
| Net proceeds from shares sold | 133,428,296 | 129,864,996 |
| Dividends paid | (23,313,089) | (9,200,014) |
| Net cash flows provided by financing activities | 110,115,207 | 120,664,982 |
| Net increase (decrease) in cash and cash equivalents | — | — |
| Cash and cash equivalents at the beginning of the period | — | — |
| Cash and cash equivalents at the end of the period | \$ — | \$ — |
| Non-cash operating activities: | | |
| Distribution receivable from New Mountain Finance Holdings, L.L.C. | \$ 3,405,675 | \$ — |
| Non-cash financing activities: | | |
| Dividends declared and payable | \$ (3,405,675) | \$ — |
| New Mountain Guardian Partners, L.P. exchange of New Mountain Finance Holdings, L.L.C. units for shares | — | 18,489,457 |
| New Mountain Finance AIV Holdings Corporation exchange of New Mountain Finance Holdings, L.L.C. units for shares | 56,314,355 | — |
| Value of shares issued in connection with dividend reinvestment plan | 1,954,970 | — |
| Deferred offering costs allocated from New Mountain Finance Holdings, L.L.C. | (323,966) | (3,998,597) |

The accompanying notes are an integral part of these financial statements.

New Mountain Finance AIV Holdings Corporation

Statement of Assets and Liabilities

| | December 31, 2012 | December 31, 2011 |
|--|-----------------------|-----------------------|
| Assets | | |
| Investment in New Mountain Finance Holdings, L.L.C., at fair value (cost of \$244,014,729 and \$290,847,952, respectively) | \$ 228,012,847 | \$ 275,014,997 |
| Distribution receivable from New Mountain Finance Holdings, L.L.C. | 7,786,530 | — |
| Total assets | \$ 235,799,377 | \$ 275,014,997 |
| Liabilities | | |
| Dividends payable | 7,786,530 | — |
| Total liabilities | 7,786,530 | — |
| Net assets | | |
| Common stock, par value \$0.01 per share 100 shares issued and outstanding | 1 | 1 |
| Paid in capital in excess of par | 244,014,728 | 292,383,201 |
| Distributions in excess of net realized gains | (6,676,197) | (994,034) |
| Net unrealized depreciation | (9,325,685) | (16,374,171) |
| Total net assets | \$ 228,012,847 | \$ 275,014,997 |
| Total liabilities and net assets | \$ 235,799,377 | \$ 275,014,997 |

The accompanying notes are an integral part of these financial statements.

New Mountain Finance AIV Holdings Corporation

Statement of Operations

| | Year ended December 31, 2012 | From May 19, 2011 (commencement of operations) to December 31, 2011 |
|--|---------------------------------|--|
| Net investment income allocated from New Mountain Finance Holdings, L.L.C. | | |
| Interest income | \$ 47,206,457 | \$ 25,399,498 |
| Dividend income | 357,165 | — |
| Other income | 711,835 | 438,399 |
| Total expenses | (22,849,787) | (10,062,692) |
| Net investment income allocated from New Mountain Finance Holdings, L.L.C. | 25,425,670 | 15,775,205 |
| Net realized and unrealized gain (loss) allocated from New Mountain Finance Holdings, L.L.C. | | |
| Net realized gains on investments | 11,258,832 | 2,156,878 |
| Net change in unrealized appreciation (depreciation) of investments | 5,432,649 | (10,162,038) |
| Net realized and unrealized gain (loss) allocated from New Mountain Finance Holdings, L.L.C. | 16,691,481 | (8,005,160) |
| Total net increase in net assets resulting from operations allocated from New Mountain Finance Holdings, L.L.C. | 42,117,151 | 7,770,045 |
| Net realized gains on investment in New Mountain Finance Holdings, L.L.C. | 381,614 | — |
| Net change in unrealized appreciation (depreciation) on investment in New Mountain Finance Holdings, L.L.C. | 1,615,837 | (6,212,133) |
| Net increase in net assets resulting from operations | \$ 44,114,602 | \$ 1,557,912 |

The accompanying notes are an integral part of these financial statements.

New Mountain Finance AIV Holdings Corporation

Statement of Changes in Net Assets

| | Year ended December 31, 2012 | From May 19, 2011 (commencement of operations) to December 31, 2011 |
|--|---------------------------------|--|
| Increase (decrease) in net assets resulting from operations: | | |
| Net investment income allocated from New Mountain Finance Holdings, L.L.C. | \$ 25,425,670 | \$ 15,775,205 |
| Net realized gains on investments allocated from New Mountain Finance Holdings, L.L.C. | 11,258,832 | 2,156,878 |
| Net change in unrealized appreciation (depreciation) of investments allocated from New Mountain Finance Holdings, L.L.C. | 5,432,649 | (10,162,038) |
| Net realized gains on investment in New Mountain Finance Holdings, L.L.C. | 381,614 | — |
| Net change in unrealized appreciation (depreciation) on investment in New Mountain Finance Holdings, L.L.C. | 1,615,837 | (6,212,133) |
| Net increase in net assets resulting from operations | <u>44,114,602</u> | <u>1,557,912</u> |
| Capital transactions | | |
| Distribution to New Mountain Guardian AIV, L.P. | (58,216,467) | — |
| Deferred offering costs allocated from New Mountain Finance Holdings, L.L.C. | (240,771) | (7,558,581) |
| Contributions from exchanged shares | — | 298,406,533 |
| Dividends declared | (32,659,514) | (17,390,867) |
| Total net (decrease) increase in net assets resulting from capital transactions | <u>(91,116,752)</u> | <u>273,457,085</u> |
| Net (decrease) increase in net assets | <u>(47,002,150)</u> | <u>275,014,997</u> |
| Net assets at the beginning of the period | 275,014,997 | — |
| Net assets at the end of the period | <u>\$ 228,012,847</u> | <u>\$ 275,014,997</u> |

The accompanying notes are an integral part of these financial statements.

New Mountain Finance AIV Holdings Corporation

Statement of Cash Flows

| | Year ended December 31, 2012 | From May 19, 2011 (commencement of operations) to December 31, 2011 |
|---|---------------------------------|--|
| Cash flows from operating activities: | | |
| Net increase in net assets resulting from operations | \$ 44,114,602 | \$ 1,557,912 |
| Adjustments to reconcile net (increase) decrease in net assets resulting from operations to net cash used in operating activities: | | |
| Net investment income allocated from New Mountain Finance Holdings, L.L.C. | (25,425,670) | (15,775,205) |
| Net realized and unrealized (gains) losses allocated from New Mountain Finance Holdings, L.L.C. | (16,691,481) | 8,005,160 |
| Net realized gains on investment in New Mountain Finance Holdings, L.L.C. | (381,614) | — |
| Net change in unrealized (appreciation) depreciation on investment in New Mountain Finance Holdings, L.L.C. | (1,615,837) | 6,212,133 |
| (Increase) decrease in operating assets: | | |
| Distributions from New Mountain Finance Holdings, L.L.C. | 24,872,984 | 17,390,867 |
| Net cash flows used in operating activities | <u>24,872,984</u> | <u>17,390,867</u> |
| Cash flows from financing activities: | | |
| Net proceeds from shares sold | 58,216,467 | — |
| Distribution to New Mountain Guardian AIV, L.P. | (58,216,467) | — |
| Dividends paid | (24,872,984) | (17,390,867) |
| Net cash flows (used in) provided by financing activities | <u>(24,872,984)</u> | <u>(17,390,867)</u> |
| Net increase (decrease) in cash and cash equivalents | — | — |
| Cash and cash equivalents at the beginning of the period | — | — |
| Cash and cash equivalents at the end of the period | <u>\$ —</u> | <u>\$ —</u> |
| Non-cash operating activities: | | |
| Distribution receivable from New Mountain Finance Holdings, L.L.C. | \$ 7,786,530 | \$ — |
| Non-cash financing activities: | | |
| Dividends declared and payable | \$ (7,786,530) | \$ — |
| New Mountain Guardian AIV, L.P. contribution of New Mountain Finance Holdings, L.L.C. units for shares of New Mountain Finance AIV Holdings, L.L.C. | — | 298,406,533 |
| Deferred offering costs allocated from New Mountain Finance Holdings, L.L.C. | (240,771) | (7,558,581) |

The accompanying notes are an integral part of these financial statements.

**Combined Notes to the Consolidated Financial Statements of
New Mountain Finance Holdings, L.L.C.,
the Financial Statements of New Mountain Finance Corporation, and the Financial Statements
of New Mountain Finance AIV Holdings Corporation**

December 31, 2012

The information in these combined notes to the financial statements relates to each of the three separate registrants: New Mountain Finance Holdings, L.L.C., New Mountain Finance Corporation and New Mountain Finance AIV Holdings Corporation (collectively, "we", "us", "our" or the "Companies"). Information that relates to an individual registrant will be specifically referenced by the respective company. None of the Companies makes any representation as to the information related solely to the other registrants other than itself.

Note 1. Formation and Business Purpose

New Mountain Finance Holdings, L.L.C. (the "Operating Company" or the "Master Fund") is a Delaware limited liability company. The Operating Company is externally managed and has elected to be treated as a business development company ("BDC") under the Investment Company Act of 1940, as amended (the "1940 Act"). As such, the Operating Company is obligated to comply with certain regulatory requirements. The Operating Company intends to be treated as a partnership for federal income tax purposes for so long as it has at least two members.

The Operating Company is externally managed by New Mountain Finance Advisers BDC, L.L.C. (the "Investment Adviser"). New Mountain Finance Administration, L.L.C. (the "Administrator") provides the administrative services necessary for operations. The Investment Adviser and Administrator are wholly-owned subsidiaries of New Mountain Capital (defined as New Mountain Capital Group, L.L.C. and its affiliates). New Mountain Capital is a firm with a track record of investing in the middle market and with assets under management (which includes amounts committed, not all of which have been drawn down and invested to date) totaling approximately \$9.0 billion as of December 31, 2012. New Mountain Capital focuses on investing in defensive growth companies across its private equity, public equity, and credit investment vehicles. The Operating Company, formerly known as New Mountain Guardian (Leveraged), L.L.C., was originally formed as a subsidiary of New Mountain Guardian AIV, L.P. ("Guardian AIV") by New Mountain Capital in October 2008. Guardian AIV was formed through an allocation of approximately \$300.0 million of the \$5.1 billion of commitments supporting New Mountain Partners III, L.P., a private equity fund managed by New Mountain Capital. In February 2009, New Mountain Capital formed a co-investment vehicle, New Mountain Guardian Partners, L.P., comprising \$20.4 million of commitments. New Mountain Guardian (Leveraged), L.L.C. and New Mountain Guardian Partners, L.P., together with their respective direct and indirect wholly-owned subsidiaries, are defined as the "Predecessor Entities".

New Mountain Finance Corporation ("NMFC") is a Delaware corporation that was originally incorporated on June 29, 2010. NMFC is a closed-end, non-diversified management investment company that has elected to be treated as a BDC under the 1940 Act. As such, NMFC is obligated to comply with certain regulatory requirements. NMFC has elected to be treated, and intends to comply with the requirements to continue to qualify annually, as a regulated investment company ("RIC") under Subchapter M of the Internal Revenue Code of 1986, as amended, (the "Code").

New Mountain Finance AIV Holdings Corporation ("AIV Holdings") is a Delaware corporation that was originally incorporated on March 11, 2011. Guardian AIV, a Delaware limited partnership, is AIV Holdings' sole stockholder. AIV Holdings is a closed-end, non-diversified management investment company that has elected to be treated as a BDC under the 1940 Act. As such, AIV

**Combined Notes to the Consolidated Financial Statements of
New Mountain Finance Holdings, L.L.C.,
the Financial Statements of New Mountain Finance Corporation, and the Financial Statements
of New Mountain Finance AIV Holdings Corporation (Continued)**

December 31, 2012

Note 1. Formation and Business Purpose (Continued)

Holdings is obligated to comply with certain regulatory requirements. AIV Holdings has elected to be treated, and intends to comply with the requirements to continue to qualify annually, as a RIC under the Code.

On May 19, 2011, NMFC priced its initial public offering (the "IPO") of 7,272,727 shares of common stock at a public offering price of \$13.75 per share. Concurrently with the closing of the IPO and at the public offering price of \$13.75 per share, NMFC sold an additional 2,172,000 shares of its common stock to certain executives and employees of, and other individuals affiliated with, New Mountain Capital in a concurrent private placement (the "Concurrent Private Placement"). Additionally, 1,252,964 shares were issued to the limited partners of New Mountain Guardian Partners, L.P. at that time for their ownership interest in the Predecessor Entities. In connection with NMFC's IPO and through a series of transactions, the Operating Company owns all of the operations of the Predecessor Entities, including all of the assets and liabilities related to such operations.

NMFC and AIV Holdings are holding companies with no direct operations of their own, and their sole asset is their ownership in the Operating Company. NMFC and AIV Holdings each entered into a joinder agreement with respect to the Limited Liability Company Agreement, as amended and restated, of the Operating Company, pursuant to which NMFC and AIV Holdings were admitted as members of the Operating Company. NMFC acquired from the Operating Company, with the gross proceeds of the IPO and the Concurrent Private Placement, common membership units ("units") of the Operating Company (the number of units are equal to the number of shares of NMFC's common stock sold in the IPO and the Concurrent Private Placement). Additionally, NMFC received units of the Operating Company equal to the number of shares of common stock of NMFC issued to the limited partners of New Mountain Guardian Partners, L.P. Guardian AIV was the parent of the Operating Company prior to the IPO and, as a result of the transactions completed in connection with the IPO, obtained units in the Operating Company. Guardian AIV contributed its units in the Operating Company to its newly formed subsidiary, AIV Holdings, in exchange for common stock of AIV Holdings. AIV Holdings has the right to exchange all or any portion of its units in the Operating Company for shares of NMFC's common stock on a one-for-one basis at anytime.

Since NMFC's IPO, and through December 31, 2012, NMFC raised \$133,428,296 in net proceeds from additional offerings of common stock and issued shares valued at \$56,314,355 to AIV Holdings for exchanged units. NMFC acquired from the Operating Company units of the Operating Company equal to the number of shares of NMFC's common stock sold in the additional offerings.

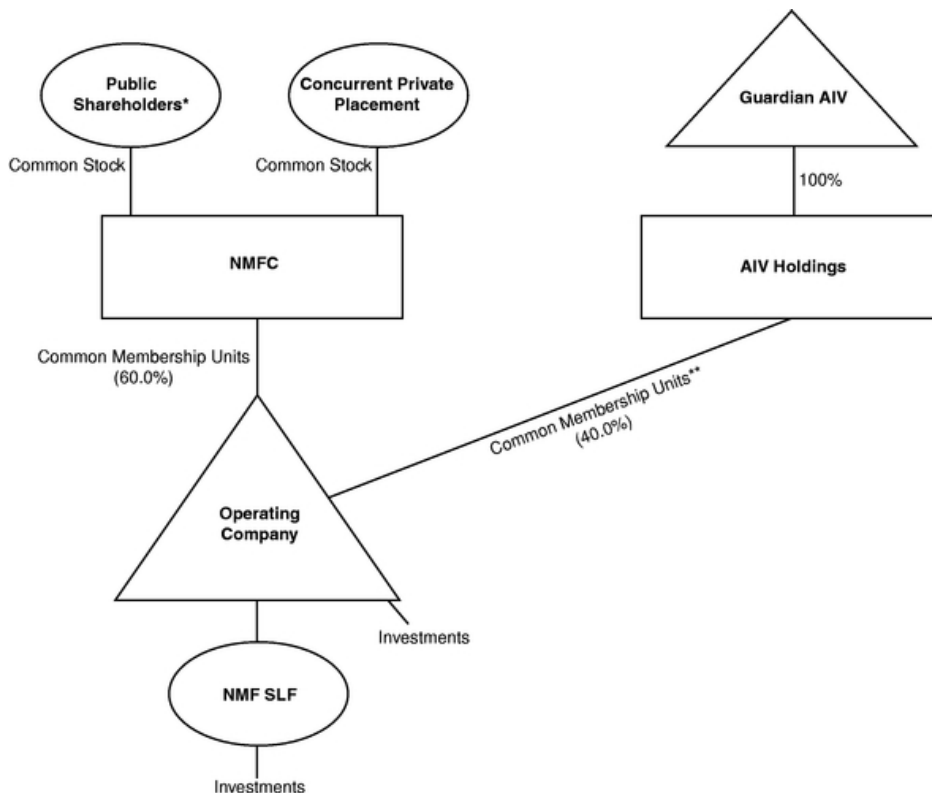
The current structure was designed to generally prevent NMFC and its stockholders from being allocated taxable income with respect to unrecognized gains that existed at the time of the IPO in the Predecessor Entities' assets, and rather such amounts would be allocated generally to AIV Holdings and its stockholders. The result is that any distributions made to NMFC's stockholders that are attributable to such gains generally will not be treated as taxable dividends but rather as return of capital.

**Combined Notes to the Consolidated Financial Statements of
New Mountain Finance Holdings, L.L.C.,
the Financial Statements of New Mountain Finance Corporation, and the Financial Statements
of New Mountain Finance AIV Holdings Corporation (Continued)**

December 31, 2012

Note 1. Formation and Business Purpose (Continued)

The diagram below depicts the Companies' organizational structure as of December 31, 2012.



* Includes partners of New Mountain Guardian Partners, L.P.

** These common membership units are exchangeable into shares of NMFC common stock on a one-for-one basis.

The Operating Company's investment objective is to generate current income and capital appreciation through the sourcing and origination of debt securities at all levels of the capital structure, including first and second lien debt, notes, bonds and mezzanine securities. In some cases, the Operating Company's investments may also include equity interests. The primary focus is in the debt of defensive growth companies, which are defined as generally exhibiting the following characteristics: (i) sustainable secular growth drivers, (ii) high barriers to competitive entry,

**Combined Notes to the Consolidated Financial Statements of
New Mountain Finance Holdings, L.L.C.,
the Financial Statements of New Mountain Finance Corporation, and the Financial Statements
of New Mountain Finance AIV Holdings Corporation (Continued)**

December 31, 2012

Note 1. Formation and Business Purpose (Continued)

(iii) high free cash flow after capital expenditure and working capital needs, (iv) high returns on assets and (v) niche market dominance.

Note 2. Summary of Significant Accounting Policies

Basis of accounting — The Companies' financial statements have been prepared in conformity with accounting principles generally accepted in the United States of America ("GAAP"). The Operating Company consolidates its wholly-owned subsidiary, New Mountain Finance SPV Funding, L.L.C. ("NMF SLF"). NMFC and AIV Holdings do not consolidate the Operating Company. NMFC and AIV Holdings apply investment company master-feeder financial statement presentation, as described in Accounting Standards Codification 946, *Financial Services — Investment Companies*, ("ASC 946") to their interest in the Operating Company. NMFC and AIV Holdings observe that it is industry practice to follow the presentation prescribed for a master fund-feeder fund structure in ASC 946 in instances in which a master fund is owned by more than one feeder fund and that such presentation provides stockholders of NMFC and AIV Holdings with a clearer depiction of their investment in the Master Fund.

The Companies' financial statements reflect all adjustments and reclassifications which, in the opinion of management, are necessary for the fair presentation of the results of operations and financial condition for all periods presented. All intercompany transactions have been eliminated. Revenues are recognized when earned and expenses when incurred. The financial results of the Operating Company's portfolio investments are not consolidated in the financial statements. Prior to the IPO, an affiliate of the Predecessor Entities paid a majority of the management and incentive fees. Historical operating expenses do not reflect the allocation of certain professional fees, administrative and other expenses that have been incurred following the completion of the IPO. Accordingly, the Operating Company's historical operating expenses are not comparable to its operating expenses after the completion of the IPO.

The Companies' financial statements are prepared in accordance with GAAP and pursuant to the requirements for reporting on Form 10-K and Articles 6 of Regulation S-X. In the opinion of management, all adjustments, consisting solely of normal recurring accruals considered necessary for the fair presentation of financial statements have been included.

Investments — The Operating Company applies fair value accounting in accordance with GAAP. Fair value is the amount that would be received to sell an asset or paid to transfer a liability in an orderly transaction between market participants at the measurement date. Investments are reflected on the Operating Company's Consolidated Statements of Assets, Liabilities and Members' Capital at fair value, with changes in unrealized gains and losses resulting from changes in fair value reflected in the Operating Company's Consolidated Statements of Operations as "Net change in unrealized appreciation (depreciation) of investments" and realizations on portfolio investments reflected in the Operating Company's Consolidated Statements of Operations as "Net realized gains (losses) on investments".

**Combined Notes to the Consolidated Financial Statements of
New Mountain Finance Holdings, L.L.C.,
the Financial Statements of New Mountain Finance Corporation, and the Financial Statements
of New Mountain Finance AIV Holdings Corporation (Continued)**

December 31, 2012

Note 2. Summary of Significant Accounting Policies (Continued)

The Operating Company values its assets on a quarterly basis, or more frequently if required under the 1940 Act. In all cases, the Operating Company's board of directors is ultimately and solely responsible for determining the fair value of the portfolio investments on a quarterly basis in good faith, including investments that are not publicly traded, those whose market prices are not readily available and any other situation where its portfolio investments require a fair value determination. Security transactions are accounted for on a trade date basis. The Operating Company's quarterly valuation procedures are set forth in more detail below:

- (1) Investments for which market quotations are readily available on an exchange are valued at such market quotations based on the closing price indicated from independent pricing services.
- (2) Investments for which indicative prices are obtained from various pricing services and/or brokers or dealers are valued through a multi-step valuation process, as described below, to determine whether the quote(s) obtained is representative of fair value in accordance with GAAP.
 - a. Bond quotes are obtained through independent pricing services. Internal reviews are performed by the investment professionals of the Investment Adviser to ensure that the quote obtained is representative of fair value in accordance with GAAP and if so, the quote is used. If the Investment Adviser is unable to sufficiently validate the quote(s) internally and if the investment's par value or its fair value exceeds the materiality threshold, the investment is valued similarly to those assets with no readily available quotes (see (3) below); and
 - b. For investments other than bonds, the Operating Company looks at the number of quotes readily available and performs the following:
 - i. Investments for which two or more quotes are received from a pricing service are valued using the mean of the mean of the bid and ask of the quotes obtained;
 - ii. Investments for which one quote is received from a pricing service are validated internally. The investment professionals of the Investment Adviser analyze the market quotes obtained using an array of valuation methods (further described below) to validate the fair value. If the Investment Adviser is unable to sufficiently validate the quote internally and if the investment's par value or its fair value exceeds the materiality threshold, the investment is valued similarly to those assets with no readily available quotes (see (3) below).
- (3) Investments for which quotations are not readily available through exchanges, pricing services, brokers, or dealers are valued through a multi-step valuation process:
 - a. Each portfolio company or investment is initially valued by the investment professionals of the Investment Adviser responsible for the credit monitoring;

**Combined Notes to the Consolidated Financial Statements of
New Mountain Finance Holdings, L.L.C.,
the Financial Statements of New Mountain Finance Corporation, and the Financial Statements
of New Mountain Finance AIV Holdings Corporation (Continued)**

December 31, 2012

Note 2. Summary of Significant Accounting Policies (Continued)

- b. Preliminary valuation conclusions will then be documented and discussed with the Operating Company's senior management;
- c. If an investment falls into (3) above for four consecutive quarters and if the investment's par value or its fair value exceeds the materiality threshold, then at least once each fiscal year, the valuation for each portfolio investment for which the Operating Company does not have a readily available market quotation will be reviewed by an independent valuation firm engaged by the Companies' board of directors; and
- d. When deemed appropriate by the Operating Company's management, an independent valuation firm may be engaged to review and value investment(s) of a portfolio company, without any preliminary valuation being performed by the Investment Adviser. The investment professionals of the Investment Adviser will review and validate the value provided.

The values assigned to investments are based upon available information and do not necessarily represent amounts which might ultimately be realized, since such amounts depend on future circumstances and cannot be reasonably determined until the individual positions are liquidated. Due to the inherent uncertainty of determining the fair value of investments that do not have a readily available market value, the fair value of the Operating Company's investments may fluctuate from period to period and the fluctuations could be material.

NMFC and AIV Holdings are holding companies with no direct operations of their own, and their sole asset is their ownership in the Operating Company. NMFC's and AIV Holdings' investments in the Operating Company are carried at fair value and represent the respective pro-rata interest in the net assets of the Operating Company as of the applicable reporting date. NMFC and AIV Holdings value their ownership interest on a quarterly basis, or more frequently if required under the 1940 Act.

See Note 3, *Investments*, for further discussion relating to investments.

Cash and cash equivalents — Cash and cash equivalents include cash and short-term, highly liquid investments. The Companies define cash equivalents as securities that are readily convertible into known amounts of cash and so near maturity that there is insignificant risk of changes in value. Generally, these securities have original maturities of three months or less.

Revenue recognition

The Operating Company's revenue recognition policies are as follows:

Sales and paydowns of investments: Realized gains and losses on investments are determined on the specific identification method.

Interest income: Interest income, including amortization of premium and discount using the effective interest method, is recorded on the accrual basis and periodically assessed for

**Combined Notes to the Consolidated Financial Statements of
New Mountain Finance Holdings, L.L.C.,
the Financial Statements of New Mountain Finance Corporation, and the Financial Statements
of New Mountain Finance AIV Holdings Corporation (Continued)**

December 31, 2012

Note 2. Summary of Significant Accounting Policies (Continued)

collectability. Interest income also includes interest earned from cash on hand. Upon the prepayment of a loan or debt security, any prepayment penalties are recorded as part of interest income. The Operating Company has loans in the portfolio that contain a payment-in-kind ("PIK") provision. PIK represents interest that is accrued and recorded as interest income at the contractual rates, added to the loan principal on the respective capitalization dates, and generally due at maturity.

Non-accrual income: Loans are placed on non-accrual status when principal or interest payments are past due 30 days or more and when there is reasonable doubt that principal or interest will be collected. Accrued cash and un-capitalized PIK interest is generally reversed when a loan is placed on non-accrual status. Previously capitalized PIK interest is not reversed when an investment is placed on non-accrual status. Interest payments received on non-accrual loans may be recognized as income or applied to principal depending upon management's judgment of the ultimate outcome. Non-accrual loans are restored to accrual status when past due principal and interest is paid and, in management's judgment, are likely to remain current.

Other income: Other income represents delayed compensation, consent or amendment fees, revolver fees and other miscellaneous fees received. Delayed compensation is income earned from counterparties on trades that do not settle within a set number of business days after trade date. Other income may also include fees from bridge loans. The Operating Company may from time to time enter into bridge financing commitments, an obligation to provide interim financing to a counterparty until permanent credit can be obtained. These commitments are short-term in nature and may expire unfunded. A fee is received by the Operating Company for providing such commitments.

NMFC's and AIV Holdings' revenue recognition policies are as follows:

Revenue, expenses, and capital gains (losses): At each quarterly valuation date, the Operating Company's investment income, expenses, net realized gains (losses), and net increase (decrease) in unrealized appreciation (depreciation) are allocated to NMFC and AIV Holdings based on their pro-rata interest in the net assets of the Operating Company. This is recorded on NMFC's and AIV Holdings' Statements of Operations. Realized gains and losses are recorded upon sales of NMFC's and AIV Holdings' investments in the Operating Company. Net change in unrealized appreciation (depreciation) of investment in New Mountain Finance Holdings, L.L.C. is the difference between the net asset value per share and the closing price per share for shares issued as part of the dividend reinvestment plan on the dividend payment date. This net change in unrealized appreciation (depreciation) of investment in New Mountain Finance Holdings, L.L.C. includes the unrealized appreciation (depreciation) from the IPO. NMFC used the proceeds from its IPO and Concurrent Private Placement to purchase units in the Operating Company at \$13.75 per unit (its IPO price per share). At the IPO date, \$13.75 per unit represented a discount to the actual net asset value per unit of the Operating Company. As a result, NMFC experienced immediate unrealized appreciation on its investment in the Operating Company. Concurrently, AIV Holdings experienced immediate unrealized depreciation on its investment in the Operating Company equal

**Combined Notes to the Consolidated Financial Statements of
New Mountain Finance Holdings, L.L.C.,
the Financial Statements of New Mountain Finance Corporation, and the Financial Statements
of New Mountain Finance AIV Holdings Corporation (Continued)**

December 31, 2012

Note 2. Summary of Significant Accounting Policies (Continued)

to the difference between NMFC's IPO price of \$13.75 per unit and the actual net asset value per unit.

All expenses, including those of NMFC and AIV Holdings, are paid and recorded by the Operating Company. Expenses are allocated to NMFC and AIV Holdings based on pro-rata ownership interest. In addition, the Operating Company paid all of the offering costs related to the IPO and subsequent offerings. NMFC and AIV Holdings have recorded their portion of the offering costs as a direct reduction to net assets and the cost of their investment in the Operating Company.

With respect to the expenses incident to any registration of shares of NMFC's common stock issued in exchange for AIV Holdings' units of the Operating Company, AIV Holdings is directly responsible for the expenses of any demand registration (including underwriters' discounts or commissions) and their pro-rata share of any "piggyback" registration expenses.

Interest and other credit facility expenses — Interest and other credit facility fees are recorded on an accrual basis by the Operating Company. See Note 7, *Borrowing Facilities*, for details.

Deferred credit facility costs — The deferred credit facility costs of the Operating Company consist of capitalized expenses related to the origination and amending of the Operating Company's existing credit facilities. The Operating Company amortizes these costs into expense using the straight-line method over the stated life of the related credit facility. See Note 7, *Borrowing Facilities*, for details.

Income taxes — The Operating Company is treated as a partnership for federal income tax purposes. Accordingly, no provision for income taxes has been made in the accompanying financial statements, as the partners are individually responsible for reporting income or loss based on their respective share of the revenues and expenses. The Operating Company files United States ("U.S.") federal, state, and local income tax returns.

NMFC and AIV Holdings have elected to be treated, and intend to comply with the requirements to qualify annually, as RICs under subchapter M of the Code. As RICs, NMFC and AIV Holdings are not subject to federal income tax on the portion of taxable income and gains timely distributed to stockholders; therefore, no provision for income taxes has been recorded.

To continue to qualify as RICs, NMFC and AIV Holdings are required to meet certain income and asset diversification tests in addition to distributing at least 90.0% of their respective investment company taxable income, as defined by the Code. Since federal income tax regulations differ from GAAP, distributions in accordance with tax regulations may differ from net investment income and realized gains recognized for financial reporting purposes.

Differences between taxable income and the results of operations for financial reporting purposes may be permanent or temporary in nature. Permanent differences are reclassified among capital accounts in the financial statements to reflect their tax character. Differences in classification may also result from the treatment of short-term gains as ordinary income for tax purposes.

**Combined Notes to the Consolidated Financial Statements of
New Mountain Finance Holdings, L.L.C.,
the Financial Statements of New Mountain Finance Corporation, and the Financial Statements
of New Mountain Finance AIV Holdings Corporation (Continued)**

December 31, 2012

Note 2. Summary of Significant Accounting Policies (Continued)

For federal income tax purposes, distributions paid to stockholders of NMFC and AIV Holdings are reported as ordinary income, return of capital, long term capital gains or a combination thereof.

NMFC and AIV Holdings will be subject to a 4.0% nondeductible federal excise tax on certain undistributed income unless NMFC and AIV Holdings distribute, in a timely manner as required by the Code, an amount at least equal to the sum of (1) 98.0% of their respective net ordinary income earned for the calendar year and (2) 98.2% of their respective capital gain net income for the one-year period ending October 31 in the calendar year.

The Companies have adopted the Income Taxes topic of the Codification ("ASC 740"). ASC 740 provides guidance for how uncertain income tax positions should be recognized, measured, and disclosed in the financial statements. Based on their analyses, the Companies have determined that there were no material uncertain income tax positions through December 31, 2012. The 2011 and 2012 tax years remain subject to examination by the U.S. federal, state, and local tax authorities.

Dividends — Distributions to common unit holders of the Operating Company and common stockholders of NMFC and AIV Holdings are recorded on the record date as set by the respective board of directors. In order for NMFC and AIV Holdings to pay a dividend or other distribution to holders of their common stock, it must be accompanied by a prior distribution by the Operating Company to all of its unit holders. The Operating Company intends to make distributions to its unit holders that will be sufficient to enable NMFC and AIV Holdings to pay quarterly distributions to their stockholders and to obtain and maintain their status as RICs. NMFC and AIV Holdings intend to distribute approximately all of their portion of the Operating Company's adjusted net investment income (see Note 5, *Agreements*) on a quarterly basis and substantially all of their portion of the Operating Company's taxable income on an annual basis, except that NMFC may retain certain net capital gains for reinvestment.

Under certain circumstances, the distributions that the Operating Company makes to its members may not be sufficient for AIV Holdings to satisfy the annual distribution requirement necessary for AIV Holdings to continue to qualify as a RIC. In that case, it is expected that Guardian AIV would consent to be treated as if it received distributions from AIV Holdings sufficient to satisfy the annual distribution requirement. Guardian AIV would be required to include the consent dividend in its taxable income as a dividend from AIV Holdings, which would result in phantom (i.e., non-cash) taxable income to Guardian AIV. AIV Holdings intends to make quarterly distributions to Guardian AIV, its sole stockholder, out of assets legally available for distribution each quarter.

The Operating Company and NMFC are required to take certain actions in order to maintain, at all times, a one-to-one ratio between the number of units held by NMFC and the number of shares of NMFC's common stock outstanding. NMFC has adopted a dividend reinvestment plan that provides on behalf of its stockholders for reinvestment of any distributions declared, unless a stockholder elects to receive cash. Cash distributions reinvested in additional shares of NMFC's common stock will be automatically reinvested by NMFC into additional units of the Operating Company. In addition, AIV Holdings does not intend to reinvest any distributions received from the Operating Company in additional units of the Operating Company.

**Combined Notes to the Consolidated Financial Statements of
New Mountain Finance Holdings, L.L.C.,
the Financial Statements of New Mountain Finance Corporation, and the Financial Statements
of New Mountain Finance AIV Holdings Corporation (Continued)**

December 31, 2012

Note 2. Summary of Significant Accounting Policies (Continued)

NMFC applies the following in implementing the dividend reinvestment plan. If the price at which newly issued shares are to be credited to stockholders' accounts is greater than 110.0% of the last determined net asset value of the shares, NMFC will use only newly issued shares to implement its dividend reinvestment plan. Under such circumstances, the number of shares to be issued to a stockholder is determined by dividing the total dollar amount of the distribution payable to such stockholder by the market price per share of NMFC's common stock on the New York Stock Exchange ("NYSE") on the distribution payment date. Market price per share on that date will be the closing price for such shares on the NYSE or, if no sale is reported for such day, the average of their electronically reported bid and asked prices. If NMFC uses newly issued shares to implement the plan, NMFC will receive, on a one-for-one basis, additional units of the Operating Company in exchange for cash distributions that are reinvested in shares of NMFC's common stock under the dividend reinvestment plan.

If the price at which newly issued shares are to be credited to stockholders' accounts is less than 110.0% of the last determined net asset value of the shares, NMFC will either issue new shares or instruct the plan administrator to purchase shares in the open market to satisfy the additional shares required. Shares purchased in open market transactions by the plan administrator will be allocated to a stockholder based on the average purchase price, excluding any brokerage charges or other charges, of all shares of common stock purchased in the open market. The number of shares of NMFC's common stock to be outstanding after giving effect to payment of the distribution cannot be established until the value per share at which additional shares will be issued has been determined and elections of NMFC's stockholders have been tabulated.

Foreign securities — The accounting records of the Operating Company are maintained in U.S. dollars. Investment securities denominated in foreign currencies are translated into U.S. dollars based on the rate of exchange of such currencies on the date of valuation. Purchases and sales of investment securities and income and expense items denominated in foreign currencies are translated into U.S. dollars based on the rate of exchange of such currencies on the respective dates of the transactions. The Operating Company does not isolate that portion of the results of operations resulting from changes in foreign exchange rates on investments from the fluctuations arising from changes in market prices of securities held. Such fluctuations are included with "Net change in unrealized appreciation (depreciation) of investments" and "Net realized gains (losses) on investments" in the Operating Company's Consolidated Statements of Operations.

Investments denominated in foreign currencies may be negatively affected by movements in the rate of exchange between the U.S. dollar and such foreign currencies. This movement is beyond the control of the Operating Company and cannot be predicted.

Use of estimates — The preparation of the Companies' financial statements in conformity with GAAP requires management to make estimates and assumptions that affect the reported amounts of assets and liabilities at the date of the Companies' financial statements and the reported amounts of revenues and expenses during the reporting periods. Changes in the economic environment, financial markets, and other metrics used in determining these estimates could cause actual results to differ from the estimates used, and the differences could be material.

**Combined Notes to the Consolidated Financial Statements of
New Mountain Finance Holdings, L.L.C.,
the Financial Statements of New Mountain Finance Corporation, and the Financial Statements
of New Mountain Finance AIV Holdings Corporation (Continued)**

December 31, 2012

Note 3. Investments

At December 31, 2012 the Operating Company's investments consisted of the following:

Investment Cost and Fair Value by Type

| | Cost | Fair Value |
|-------------------|-----------------------|-----------------------|
| First lien | \$ 496,931,128 | \$ 493,502,112 |
| Second lien | 433,828,444 | 441,072,979 |
| Subordinated | 43,097,106 | 45,148,051 |
| Equity and other | 2,386,385 | 10,096,471 |
| Total investments | <u>\$ 976,243,063</u> | <u>\$ 989,819,613</u> |

Investment Cost and Fair Value by Industry

| | Cost | Fair Value |
|-----------------------------------|-----------------------|-----------------------|
| Software | \$ 241,743,119 | \$ 246,695,383 |
| Education | 155,046,293 | 150,151,802 |
| Healthcare Services | 139,370,131 | 143,723,226 |
| Business Services | 140,424,105 | 143,418,676 |
| Federal Services | 95,150,094 | 95,428,486 |
| Consumer Services | 41,173,548 | 41,625,177 |
| Media | 26,582,408 | 34,000,508 |
| Distribution | 27,786,609 | 28,653,750 |
| Healthcare Products | 25,659,022 | 27,220,948 |
| Logistics | 23,532,775 | 23,180,000 |
| Industrial Services | 13,825,050 | 14,105,000 |
| Retail | 11,596,938 | 12,146,467 |
| Healthcare Information Technology | 14,550,421 | 10,291,719 |
| Energy | 9,852,254 | 10,072,072 |
| Information Technology | 6,475,982 | 6,710,656 |
| Power Generation | 3,474,314 | 2,395,743 |
| Total investments | <u>\$ 976,243,063</u> | <u>\$ 989,819,613</u> |

**Combined Notes to the Consolidated Financial Statements of
New Mountain Finance Holdings, L.L.C.,
the Financial Statements of New Mountain Finance Corporation, and the Financial Statements
of New Mountain Finance AIV Holdings Corporation (Continued)**

December 31, 2012

Note 3. Investments (Continued)

At December 31, 2011 the Operating Company's investments consisted of the following:

Investment Cost and Fair Value by Type

| | Cost | Fair Value |
|-------------------|-----------------------|-----------------------|
| First lien | \$ 407,538,564 | \$ 410,313,643 |
| Second lien | 262,532,416 | 262,701,495 |
| Subordinated | 26,672,980 | 27,648,951 |
| Equity and other | 3,120,824 | 2,849,471 |
| Total investments | <u>\$ 699,864,784</u> | <u>\$ 703,513,560</u> |

Investment Cost and Fair Value by Industry

| | Cost | Fair Value |
|-----------------------------------|-----------------------|-----------------------|
| Software | \$ 153,797,485 | \$ 155,642,372 |
| Healthcare Services | 113,200,121 | 117,544,595 |
| Education | 104,237,094 | 101,794,083 |
| Business Services | 73,143,286 | 76,435,801 |
| Federal Services | 70,665,154 | 70,674,563 |
| Consumer Services | 29,357,183 | 29,764,430 |
| Information Services | 29,516,875 | 29,626,611 |
| Healthcare Products | 24,037,614 | 24,875,000 |
| Logistics | 25,407,419 | 24,610,002 |
| Industrial Services | 19,220,188 | 17,543,793 |
| Healthcare Information Technology | 14,704,271 | 14,108,263 |
| Media | 11,756,172 | 11,731,350 |
| Specialty Chemicals and Materials | 9,449,821 | 9,430,359 |
| Power Generation | 9,966,951 | 8,609,943 |
| Information Technology | 6,570,081 | 6,249,251 |
| Telecommunication | 4,835,069 | 4,873,144 |
| Total investments | <u>\$ 699,864,784</u> | <u>\$ 703,513,560</u> |

As of December 31, 2012, the Operating Company's original first lien position in ATI Acquisition Company remained on non-accrual status due to the inability of the portfolio company to service its interest payments for the quarter then ended and uncertainty about its ability to pay such amounts in the future. As of December 31, 2012, this first lien debt investment had a cost basis of \$4,306,437, a fair value of zero and total unearned interest income of \$653,414 for the year then ended. Additionally, the Operating Company's two super priority first lien debt investments in ATI Acquisition Company had a combined cost basis of \$1,610,357 and a combined fair value of \$752,251 as of December 31, 2012. Unrealized gains include a fee that the Operating Company would receive upon maturity of the two super priority first lien debt investments. During the third

**Combined Notes to the Consolidated Financial Statements of
New Mountain Finance Holdings, L.L.C.,
the Financial Statements of New Mountain Finance Corporation, and the Financial Statements
of New Mountain Finance AIV Holdings Corporation (Continued)**

December 31, 2012

Note 3. Investments (Continued)

quarter of 2012, the Operating Company placed the super priority first lien positions on non-accrual status as well, resulting in total unearned interest income of \$309,578 for the year ended December 31, 2012. As of December 31, 2012, the Operating Company's total investment in ATI Acquisition Company had an aggregate cost basis of \$5,916,794 and an aggregate fair value of \$752,251, putting the entire ATI Acquisition Company's positions on non-accrual status.

As of December 31, 2011, the Operating Company's original first lien position in ATI Acquisition Company was put on non-accrual status due to the inability of the portfolio company to service its interest payment for the quarter then ended. As of December 31, 2011, this first lien debt investment had a cost basis of \$4,351,747 and a fair value of \$783,617 and total unearned interest income of \$139,793 for the quarter and year then ended. Additionally, the Operating Company has two super priority first lien debt investments in ATI Acquisition Company with a combined cost basis and fair value of \$1,576,066 as of December 31, 2011. Neither super priority first lien positions were on non-accrual status as of December 31, 2011. As of December 31, 2011, the Operating Company's total investment in ATI Acquisition Company had an aggregate cost basis of \$5,927,813 and an aggregate fair value of \$2,359,683.

As of December 31, 2012, the Operating Company had unfunded commitments on revolving credit facilities and bridge facilities of \$10,500,000 and \$0, respectively. The Operating Company did not have any unfunded commitments in the form of a delayed draw or other future funding commitments as of December 31, 2012. Any unfunded commitments are disclosed on the Operating Company's Consolidated Schedules of Investments as of December 31, 2012.

As of December 31, 2011, the Operating Company had unfunded commitments on revolving credit facilities and bridge facilities of \$22,698,500 and \$35,000,000, respectively. Additionally, the Operating Company had unfunded commitments in the form of a delayed draw or other future funding commitments of \$4,250,632 as of December 31, 2011. These unfunded commitments are disclosed on the Operating Company's Consolidated Schedules of Investments as of December 31, 2011.

Investment Risk Factor — First and second lien debt that the Operating Company invests in is entirely, or almost entirely, rated below investment grade or may be unrated. These loans are considered speculative because of the credit risk of the issuers. Such issuers are considered more likely than investment grade issuers to default on their payments of interest and principal and such defaults could reduce the net asset value and income distributions of the Operating Company. First and second lien debt may also lose significant market value before a default occurs. Furthermore, an active trading market may not exist for these first and second lien loans. This illiquidity may make it more difficult to value the debt.

Subordinated debt is generally subject to similar risks as those associated with first and second lien debt, except that such debt is subordinated in payment and/or lower in lien priority. Subordinated debt is subject to the additional risk that the cash flow of the borrower and the property securing the debt, if any, may be insufficient to meet scheduled payments after giving effect to the senior secured and unsecured obligations of the borrower.

**Combined Notes to the Consolidated Financial Statements of
New Mountain Finance Holdings, L.L.C.,
the Financial Statements of New Mountain Finance Corporation, and the Financial Statements
of New Mountain Finance AIV Holdings Corporation (Continued)**

December 31, 2012

Note 4. Fair Value

Fair value is the amount that would be received to sell an asset or paid to transfer a liability in an orderly transaction between market participants at the measurement date. Accounting Standards Codification 820, *Fair Value Measurements and Disclosures* ("ASC 820"), establishes a fair value hierarchy that prioritizes and ranks the inputs to valuation techniques used in measuring investments at fair value. The hierarchy classifies the inputs used in measuring fair value into three levels as follows:

Level I — Quoted prices (unadjusted) are available in active markets for identical investments and the Operating Company has the ability to access such quotes as of the reporting date. The type of investments which would generally be included in Level I include active exchange-traded equity securities and exchange-traded derivatives. As required by ASC 820, the Operating Company, to the extent that it holds such investments, does not adjust the quoted price for these investments, even in situations where the Operating Company holds a large position and a sale could reasonably impact the quoted price.

Level II — Pricing inputs are observable for the investments, either directly or indirectly, as of the reporting date, but are not the same as those used in Level I. Level II inputs include the following:

- Quoted prices for similar assets or liabilities in active markets;
- Quoted prices for identical or similar assets or liabilities in non-active markets (examples include corporate and municipal bonds, which trade infrequently);
- Pricing models whose inputs are observable for substantially the full term of the asset or liability (examples include most over-the-counter derivatives, including foreign exchange forward contracts); and
- Pricing models whose inputs are derived principally from or corroborated by observable market data through correlation or other means for substantially the full term of the asset or liability.

Level III — Pricing inputs are unobservable for the investment and include situations where there is little, if any, market activity for the investment.

The inputs used to measure fair value may fall into different levels. In all instances when the inputs fall within different levels of the hierarchy, the level within which the fair value measurement is categorized is based on the lowest level of input that is significant to the fair value measurement in its entirety. As such, a Level III fair value measurement may include inputs that are both observable (Levels I and II) and unobservable (Level III). Gains and losses for such assets categorized within the Level III table below may include changes in fair value that are attributable to both observable inputs (Levels II and III) and unobservable inputs (Level III).

The inputs into the determination of fair value require significant judgment or estimation by management and consideration of factors specific to each investment. A review of the fair value hierarchy classifications is conducted on a quarterly basis. Changes in the observability of valuation inputs may result in the transfer of certain investments within the fair value hierarchy from period to

**Combined Notes to the Consolidated Financial Statements of
New Mountain Finance Holdings, L.L.C.,
the Financial Statements of New Mountain Finance Corporation, and the Financial Statements
of New Mountain Finance AIV Holdings Corporation (Continued)**

December 31, 2012

Note 4. Fair Value (Continued)

period. Reclassifications impacting the fair value hierarchy are reported as transfers in/out of the respective leveling categories as of the beginning of the quarter in which the reclassifications occur.

The following table summarizes the levels in the fair value hierarchy that the Operating Company's portfolio investments fall into as of December 31, 2012:

| | <u>Total</u> | <u>Level I</u> | <u>Level II</u> | <u>Level III</u> |
|-------------------|-----------------------|----------------|-----------------------|-----------------------|
| First lien | \$ 493,502,112 | \$ — | \$ 450,617,077 | \$ 42,885,035 |
| Second lien | 441,072,979 | — | 397,817,679 | 43,255,300 |
| Subordinated | 45,148,051 | — | 22,256,625 | 22,891,426 |
| Equity and other | 10,096,471 | — | — | 10,096,471 |
| Total investments | <u>\$ 989,819,613</u> | <u>\$ —</u> | <u>\$ 870,691,381</u> | <u>\$ 119,128,232</u> |

The following table summarizes the levels in the fair value hierarchy that the Operating Company's portfolio investments fall into as of December 31, 2011:

| | <u>Total</u> | <u>Level I</u> | <u>Level II</u> | <u>Level III</u> |
|-------------------|-----------------------|----------------|-----------------------|----------------------|
| First lien | \$ 410,313,643 | \$ — | \$ 377,172,906 | \$ 33,140,737 |
| Second lien | 262,701,495 | — | 214,296,195 | 48,405,300 |
| Subordinated | 27,648,951 | — | 21,077,500 | 6,571,451 |
| Equity and other | 2,849,471 | — | — | 2,849,471 |
| Total investments | <u>\$ 703,513,560</u> | <u>\$ —</u> | <u>\$ 612,546,601</u> | <u>\$ 90,966,959</u> |

The following table summarizes the changes in fair value of Level III portfolio investments for the year ended December 31, 2012, as well as the portion of appreciation (depreciation) included in

**Combined Notes to the Consolidated Financial Statements of
New Mountain Finance Holdings, L.L.C.,
the Financial Statements of New Mountain Finance Corporation, and the Financial Statements
of New Mountain Finance AIV Holdings Corporation (Continued)**

December 31, 2012

Note 4. Fair Value (Continued)

income attributable to unrealized appreciation (depreciation) related to those assets and liabilities still held by the Operating Company at December 31, 2012:

| | Total | First Lien | Second Lien | Subordinated | Equity and other |
|---|----------------------|-----------------------|----------------------|----------------------|-----------------------------|
| Fair value, December 31, 2011 | \$ 90,966,959 | \$ 33,140,737 | \$ 48,405,300 | \$ 6,571,451 | \$ 2,849,471 |
| Total gains or losses included in earnings: | | | | | |
| Net realized gains (losses) on investments | 4,949,671 | 4,927,055 | 22,616 | — | — |
| Net change in unrealized (depreciation) appreciation | (184,889) | (7,917,926) | (173,235) | (75,167) | 7,981,439 |
| Purchases, including capitalized PIK and revolver fundings | 75,648,054 | 49,205,569 | 10,020,619 | 16,395,142 | 26,724 |
| Proceeds from sales and paydowns of investments | (36,555,370) | (30,327,959) | (5,000,000) | — | (1,227,411) |
| Transfers into Level III(1) | 20,347,220 | 19,880,972 | — | — | 466,248 |
| Transfers out of Level III(1) | (36,043,413) | (26,023,413) | (10,020,000) | — | — |
| Fair value, December 31, 2012 | <u>\$119,128,232</u> | <u>\$ 42,885,035</u> | <u>\$ 43,255,300</u> | <u>\$ 22,891,426</u> | <u>\$10,096,471</u> |
| Unrealized appreciation (depreciation) for the period relating to those Level III assets that were still held by the Operating Company at the end of the period: | <u>\$ 3,689,725</u> | <u>\$ (4,215,928)</u> | <u>\$ (619)</u> | <u>\$ (75,167)</u> | <u>\$ 7,981,439</u> |

- (1) As of December 31, 2012, the portfolio investments were transferred into Level III from Level II and out of Level III into Level II at fair value as of the beginning of the quarter in which the reclassifications occurred.

**Combined Notes to the Consolidated Financial Statements of
New Mountain Finance Holdings, L.L.C.,
the Financial Statements of New Mountain Finance Corporation, and the Financial Statements
of New Mountain Finance AIV Holdings Corporation (Continued)**

December 31, 2012

Note 4. Fair Value (Continued)

The following table summarizes the changes in fair value of Level III portfolio investments for the year ended December 31, 2011, as well as the portion of appreciation (depreciation) included in income attributable to unrealized appreciation (depreciation) related to those assets and liabilities still held by the Operating Company at December 31, 2011:

| | Total | First Lien | Second Lien | Subordinated | Equity and other |
|---|-----------------------|----------------------|----------------------|---------------------|-----------------------------|
| Fair value, December 31, 2010 | \$ 30,255,961 | \$ 16,975,334 | \$ — | \$ 12,747,764 | \$ 532,863 |
| Total gains or losses included in earnings: | | | | | |
| Net realized gains (losses) on investments | 1,353,118 | — | — | 1,353,118 | — |
| Net change in unrealized (depreciation) appreciation | (951,089) | (910,688) | 125,000 | 94,341 | (259,742) |
| Purchases, including capitalized PIK and revolver fundings | 105,375,018 | 31,503,140 | 67,255,300 | 4,040,228 | 2,576,350 |
| Proceeds from sales and paydowns of investments | (12,199,593) | (535,593) | — | (11,664,000) | — |
| Transfers into Level III(1) | 5,833,544 | 808,544 | 5,025,000 | — | — |
| Transfers out of Level III(1) | (38,700,000) | (14,700,000) | (24,000,000) | — | — |
| Fair value, December 31, 2011 | <u>\$ 90,966,959</u> | <u>\$ 33,140,737</u> | <u>\$ 48,405,300</u> | <u>\$ 6,571,451</u> | <u>\$ 2,849,471</u> |
| Unrealized (depreciation) appreciation for the period relating to those Level III assets that were still held by the Operating Company at the end of the period: | <u>\$ (1,144,620)</u> | <u>\$ (910,688)</u> | <u>\$ 125,000</u> | <u>\$ (99,190)</u> | <u>\$ (259,742)</u> |

(1) As of December 31, 2011, the portfolio investments were transferred into Level III from Level II and out of Level III into Level II at fair value as of the beginning of the quarter in which the reclassifications occurred.

Except as noted in the tables above, there were no other transfers in or out of Level I, II, or III during the years ended December 31, 2012 and December 31, 2011. Transfers into Level III occurred as quotations obtained through pricing services were not deemed representative of fair value as of the balance sheet date and such assets were internally valued. As quotations obtained through pricing services were substantiated through additional market sources, investments were transferred out of Level III. The Operating Company invests in revolving credit facilities. These investments are categorized as Level III investments as these assets are not actively traded and their fair values are often implied by the term loans of the respective portfolio companies.

The Operating Company generally uses the following framework when determining the fair value of investments where there are little, if any, market activity or observable pricing inputs.

**Combined Notes to the Consolidated Financial Statements of
New Mountain Finance Holdings, L.L.C.,
the Financial Statements of New Mountain Finance Corporation, and the Financial Statements
of New Mountain Finance AIV Holdings Corporation (Continued)**

December 31, 2012

Note 4. Fair Value (Continued)

Company Performance, Financial Review, and Analysis: Prior to investment, as part of its due diligence process, the Operating Company evaluates the overall performance and financial stability of the portfolio company. Post investment, the Operating Company analyzes each portfolio company's current operating performance and relevant financial trends versus prior year and budgeted results, including, but not limited to, factors affecting its revenue and earnings before interest, taxes, depreciation, and amortization ("EBITDA") growth, margin trends, liquidity position, covenant compliance and changes to its capital structure. The Operating Company also attempts to identify and subsequently track any developments at the portfolio company, within its customer or vendor base or within the industry or the macroeconomic environment, generally, that may alter any material element of its original investment thesis. This analysis is specific to each portfolio company. The Operating Company leverages the knowledge gained from its original due diligence process, augmented by this subsequent monitoring, to continually refine its outlook for each of its portfolio companies and ultimately form the valuation of its investment in each portfolio company. When an external event such as a purchase transaction, public offering or subsequent sale occurs, the Operating Company will consider the pricing indicated by the external event to corroborate the private valuation.

Market Based Approach: The Operating Company typically estimates the total enterprise value of each portfolio company by utilizing market value cash flow (EBITDA) multiples of publicly traded comparable companies. The Operating Company considers numerous factors when selecting the appropriate companies whose trading multiples are used to value its portfolio companies. These factors include, but are not limited to, the type of organization, similarity to the business being valued, relevant risk factors, as well as size, profitability and growth expectations. The Operating Company generally applies an average of various relevant comparable company EBITDA multiples to the portfolio company's latest twelve month ("LTM") EBITDA or projected EBITDA to calculate portfolio company enterprise value. In applying the market based approach as of December 31, 2012, the Operating Company used a relevant EBITDA range of 4.00x to 12.90x for first lien debt investments, 4.50x to 8.00x for second lien debt investments and 5.50x and 8.50x for subordinated debt investments to determine the enterprise value of seven of its portfolio companies. The Operating Company believes this was a reasonable range in light of current comparable company trading levels and the specific companies involved.

Income Based Approach: The Operating Company also typically uses a discounted cash flow analysis to estimate the fair value of the investment. Projected cash flows represent the relevant security's contractual interest, fee and principal payments plus the assumption of full principal recovery at the investment's expected maturity date. These cash flows are discounted at a rate established utilizing a yield calibration approach, which incorporates changes in the credit quality (as measured by relevant statistics) of the portfolio company, as compared to changes in the yield associated with comparable credit quality market indices, between the date of origination and the valuation date. In applying the income based approach as of December 31, 2012, the Operating Company used a discount range of 6.0% to 18.0% for first lien debt investments, 11.3% to 12.5% for second lien debt investments and 12.8% to 22.3% for subordinated debt investments to value seven of its portfolio companies.

**Combined Notes to the Consolidated Financial Statements of
New Mountain Finance Holdings, L.L.C.,
the Financial Statements of New Mountain Finance Corporation, and the Financial Statements
of New Mountain Finance AIV Holdings Corporation (Continued)**

December 31, 2012

Note 4. Fair Value (Continued)

Based on a comparison to similar BDC credit facilities, the terms and conditions of the Holdings Credit Facility and the SLF Credit Facility are representative of market. The carrying values of the Holdings Credit Facility and SLF Credit Facility approximate fair value as of December 31, 2012, as both facilities are continually monitored and examined by both the borrower and the lender. For the year ended December 31, 2012, both facilities were amended and restated to lower the applicable interest rate spread by 0.25% and to increase the maximum amount of revolving borrowings available under the respective facilities. The fair value of other financial assets and liabilities approximates their carrying value based on the short term nature of these items. The fair value disclosures discussed in this paragraph are considered Level III.

Fair value risk factors — The Operating Company seeks investment opportunities that offer the possibility of attaining substantial capital appreciation. Certain events particular to each industry in which the Operating Company's portfolio companies conduct their operations, as well as general economic and political conditions, may have a significant negative impact on the operations and profitability of the Operating Company's investments and/or on the fair value of the Operating Company's investments. The Operating Company's investments are subject to the risk of non-payment of scheduled interest or principal, resulting in a reduction in income to the Operating Company and thus the income of NMFC and AIV Holdings, and their corresponding fair valuations. Also, there may be risk associated with the concentration of investments in one geographic region or in certain industries. These events are beyond the control of the Operating Company and cannot be predicted. Furthermore, the ability to liquidate investments and realize value is subject to uncertainties.

Note 5. Agreements

On May 19, 2011, NMFC entered into a joinder agreement with respect to the Limited Liability Company Agreement, as amended and restated, of the Operating Company pursuant to which NMFC was admitted as a member of the Operating Company and agreed to acquire from the Operating Company a number of units of the Operating Company equal to the number of shares of common stock outstanding of NMFC. Additionally on May 19, 2011, in connection with the contribution by Guardian AIV of its units to AIV Holdings, AIV Holdings entered into a joinder agreement with respect to the Limited Liability Company Agreement, as amended and restated, of the Operating Company pursuant to which AIV Holdings was also admitted as a member of the Operating Company.

The Operating Company entered into an investment advisory and management agreement, as amended and restated (the "Investment Management Agreement") with the Investment Adviser. Under the Investment Management Agreement, the Investment Adviser manages the day-to-day operations of, and provides investment advisory services to, the Operating Company. For providing these services, the Investment Adviser receives a fee from the Operating Company, consisting of two components — a base management fee and an incentive fee.

The base management fee is calculated at an annual rate of 1.75% of the Operating Company's gross assets less (i) the borrowings under the SLF Credit Facility (as defined in Note 7,

**Combined Notes to the Consolidated Financial Statements of
New Mountain Finance Holdings, L.L.C.,
the Financial Statements of New Mountain Finance Corporation, and the Financial Statements
of New Mountain Finance AIV Holdings Corporation (Continued)**

December 31, 2012

Note 5. Agreements (Continued)

Borrowing Facilities) and (ii) cash and cash equivalents. The base management fee is payable quarterly in arrears, and is calculated based on the average value of the Operating Company's gross assets, borrowings under the SLF Credit Facility, and cash and cash equivalents at the end of each of the two most recently completed calendar quarters, and appropriately adjusted on a pro rata basis for any equity capital raises or repurchases during the current calendar quarter.

The incentive fee consists of two parts. The first part is calculated and payable quarterly in arrears and equals 20.0% of the Operating Company's "Pre-Incentive Fee Adjusted Net Investment Income" for the immediately preceding quarter, subject to a "preferred return", or "hurdle", and a "catch-up" feature. "Pre-Incentive Fee Net Investment Income" means interest income, dividend income and any other income (including any other fees (other than fees for providing managerial assistance), such as commitment, origination, structuring, diligence and consulting fees or other fees that the Operating Company receives from portfolio companies) accrued during the calendar quarter, minus the Operating Company's operating expenses for the quarter (including the base management fee, expenses payable under the Administration Agreement, as amended and restated, with the Administrator, and any interest expense and distributions paid on any issued and outstanding preferred membership units (of which there are none as of December 31, 2012), but excluding the incentive fee). Pre-Incentive Fee Net Investment Income includes, in the case of investments with a deferred interest feature (such as original issue discount, debt instruments with PIK interest and zero coupon securities), accrued income that the Operating Company has not yet received in cash. Pre-Incentive Fee Net Investment Income does not include any realized capital gains, realized capital losses or unrealized capital appreciation or depreciation.

Under GAAP, NMFC's IPO did not step-up the cost basis of the Operating Company's existing investments to fair market value at the IPO date. Since the total value of the Operating Company's investments at the time of the IPO was greater than the investments' cost basis, a larger amount of amortization of purchase or original issue discount, as well as different amounts in realized gain and unrealized appreciation, may be recognized under GAAP in each period than if the step-up had occurred. This will remain until such predecessor investments are sold or mature in the future. The Operating Company tracks the transferred (or fair market) value of each of its investments as of the time of the IPO and, for purposes of the incentive fee calculation, adjusts Pre-Incentive Fee Net Investment Income to reflect the amortization of purchase or original issue discount on the Operating Company's investments as if each investment was purchased at the date of the IPO, or stepped up to fair market value. This is defined as "Pre-Incentive Fee Adjusted Net Investment Income". The Operating Company also uses the transferred (or fair market) value of each of its investments as of the time of the IPO to adjust capital gains ("Adjusted Realized Capital Gains") or losses ("Adjusted Realized Capital Losses") and unrealized capital appreciation ("Adjusted Unrealized Capital Appreciation") and unrealized capital depreciation ("Adjusted Unrealized Capital Depreciation").

Pre-Incentive Fee Adjusted Net Investment Income, expressed as a rate of return on the value of the Operating Company's net assets at the end of the immediately preceding calendar quarter, will be compared to a "hurdle rate" of 2.0% per quarter (8.0% annualized), subject to a "catch-up" provision measured as of the end of each calendar quarter. The hurdle rate is appropriately pro-

**Combined Notes to the Consolidated Financial Statements of
New Mountain Finance Holdings, L.L.C.,
the Financial Statements of New Mountain Finance Corporation, and the Financial Statements
of New Mountain Finance AIV Holdings Corporation (Continued)**

December 31, 2012

Note 5. Agreements (Continued)

rated for any partial periods. The calculation of the Operating Company's incentive fee with respect to the Pre-Incentive Fee Adjusted Net Investment Income for each quarter is as follows:

- No incentive fee is payable to the Investment Adviser in any calendar quarter in which the Operating Company's Pre-Incentive Fee Adjusted Net Investment Income does not exceed the hurdle rate of 2.0% (the "preferred return" or "hurdle").
- 100.0% of the Operating Company's Pre-Incentive Fee Adjusted Net Investment Income with respect to that portion of such Pre-Incentive Fee Adjusted Net Investment Income, if any, that exceeds the hurdle rate but is less than or equal to 2.5% in any calendar quarter (10.0% annualized) is payable to the Investment Adviser. This portion of the Operating Company's Pre-Incentive Fee Adjusted Net Investment Income (which exceeds the hurdle rate but is less than or equal to 2.5%) is referred to as the "catch-up". The catch-up provision is intended to provide the Investment Adviser with an incentive fee of 20.0% on all of the Operating Company's Pre-Incentive Fee Adjusted Net Investment Income as if a hurdle rate did not apply when the Operating Company's Pre-Incentive Fee Adjusted Net Investment Income exceeds 2.5% in any calendar quarter.
- 20.0% of the amount of the Operating Company's Pre-Incentive Fee Adjusted Net Investment Income, if any, that exceeds 2.5% in any calendar quarter (10.0% annualized) is payable to the Investment Adviser once the hurdle is reached and the catch-up is achieved.

The second part will be determined and payable in arrears as of the end of each calendar year (or upon termination of the Investment Management Agreement) and will equal 20.0% of the Operating Company's Adjusted Realized Capital Gains, if any, on a cumulative basis from inception through the end of each calendar year, computed net of all Adjusted Realized Capital Losses and Adjusted Unrealized Capital Depreciation on a cumulative basis, less the aggregate amount of any previously paid capital gain incentive fee.

In accordance with GAAP, the Operating Company accrues a hypothetical capital gains incentive fee based upon the cumulative net Adjusted Realized Capital Gains and Adjusted Realized Capital Losses and the cumulative net Adjusted Unrealized Capital Appreciation and Adjusted Unrealized Capital Depreciation on investments held at the end of each period. Actual amounts paid to the Investment Adviser are consistent with the Investment Management Agreement and are based only on actual Adjusted Realized Capital Gains computed net of all Adjusted Realized Capital Losses and Adjusted Unrealized Capital Depreciation on a cumulative basis from inception through the end of each calendar year as if the entire portfolio was sold at fair value.

**Combined Notes to the Consolidated Financial Statements of
New Mountain Finance Holdings, L.L.C.,
the Financial Statements of New Mountain Finance Corporation, and the Financial Statements
of New Mountain Finance AIV Holdings Corporation (Continued)**

December 31, 2012

Note 5. Agreements (Continued)

The following table summarizes the management fees and incentive fees incurred by the Operating Company for the years ended December 31, 2012, December 31, 2011 and December 31, 2010.

| | <u>Years ended December 31,</u> | | |
|---|---------------------------------|----------------|-------------|
| | <u>2012</u> | <u>2011(1)</u> | <u>2010</u> |
| Management fee | \$ 11,109,053 | \$ 4,938,004 | 70,999(3) |
| Incentive fee, excluding accrued capital gains incentive fees | 11,537,066 | 3,522,330 | —(3) |
| Accrued capital gains incentive fees(2) | 4,406,844 | — | —(3) |

- (1) For the period from May 19, 2011 (effective date of the Investment Management Agreement) to December 31, 2011.
- (2) The accrued capital gains incentive fees would be paid by the Operating Company if the Operating Company ceased operations on December 31, 2012 and December 31, 2011, respectively, and liquidated its investments at the valuations as of the respective year ends. As of December 31, 2012 and December 31, 2011, no actual capital gains incentive fee was owed under the Investment Management Agreement, as cumulative net Adjusted Realized Capital Gains did not exceed cumulative Adjusted Unrealized Capital Depreciation.
- (3) The Investment Management Agreement was not in effect for the year ended December 31, 2010. As a result of the IPO on May 19, 2011, the Operating Company pays management fees and incentive fees under its Investment Management Agreement, which provides a different basis for the calculation of these fees as compared to amounts previously paid prior to the completion of the IPO. Prior to the IPO, an affiliate of the Predecessor Entities paid a majority of the management and incentive fees.

The Operating Company's Consolidated Statements of Operations below are adjusted as if step-up in cost basis to fair market value had occurred at the IPO date, May 19, 2011.

**Combined Notes to the Consolidated Financial Statements of
New Mountain Finance Holdings, L.L.C.,
the Financial Statements of New Mountain Finance Corporation, and the Financial Statements
of New Mountain Finance AIV Holdings Corporation (Continued)**

December 31, 2012

Note 5. Agreements (Continued)

The following Statement of Operations for the year ended December 31, 2012 is adjusted to reflect this step-up to fair market value.

| | Year ended December 31, 2012 | Adjustments | Adjusted year ended December 31, 2012 |
|--|-------------------------------------|--------------------|--|
| Investment income | | | |
| Interest income | \$ 83,645,911 | \$ (3,476,058) | \$ 80,169,853 |
| Dividend income | 811,800 | — | 811,800 |
| Other income | 1,328,300 | — | 1,328,300 |
| Total investment income | 85,786,011 | (3,476,058) | 82,309,953 |
| Total expenses pre-incentive fee | 24,624,621 | — | 24,624,621 |
| Pre-Incentive Fee Net Investment Income | 61,161,390 | (3,476,058) | 57,685,332 |
| Incentive fee(1) | 15,943,910 | — | 15,943,910 |
| Post-Incentive Fee Net Investment Income | 45,217,480 | (3,476,058) | 41,741,422 |
| Net realized gains (losses) on investments | 18,851,239 | (6,957,948) | 11,893,291 |
| Net change in unrealized appreciation of investments | 9,927,774 | 10,434,006 | 20,361,780 |
| Net increase in capital resulting from operations | \$ 73,996,493 | | \$ 73,996,493 |

- (1) For the year ended December 31, 2012, the Operating Company incurred total incentive fees of \$15,943,910, of which \$4,406,844 related to capital gains incentive fees on a hypothetical liquidation basis.

**Combined Notes to the Consolidated Financial Statements of
New Mountain Finance Holdings, L.L.C.,
the Financial Statements of New Mountain Finance Corporation, and the Financial Statements
of New Mountain Finance AIV Holdings Corporation (Continued)**

December 31, 2012

Note 5. Agreements (Continued)

The following Statement of Operations for the Operating Company for the period May 19, 2011 (effective date of the Investment Management Agreement) to December 31, 2011 is adjusted to reflect this step-up to fair market value.

| | Period from May 19, 2011 to December 31, 2011 | Adjustments | Adjusted Period from May 19, 2011 to December 31, 2011 |
|--|--|--------------------|---|
| Investment income | | | |
| Interest income | \$ 38,836,191 | \$ (2,019,153) | \$ 36,817,038 |
| Other income | 670,318 | — | 670,318 |
| Total investment income | 39,506,509 | (2,019,153) | 37,487,356 |
| Total expenses pre-incentive fee | 11,863,671 | — | 11,863,671 |
| Pre-Incentive Fee Net Investment Income | 27,642,838 | (2,019,153) | 25,623,685 |
| Incentive fee(1) | 3,522,330 | — | 3,522,330 |
| Post-Incentive Fee Net Investment Income | 24,120,508 | (2,019,153) | 22,101,355 |
| Net realized gain (loss) on investments | 3,297,896 | (2,421,518) | 876,378 |
| Net change in unrealized (depreciation) appreciation of investments | (15,537,900) | 4,440,671 | (11,097,229) |
| Net increase in capital resulting from operations | \$ 11,880,504 | | \$ 11,880,504 |

- (1) For the year ended December 31, 2011, the Operating Company had no incentive fees related to capital gains incentive fees on a hypothetical liquidation basis.

The Statement of Operations for the Operating Company for the year ended December 31, 2010 did not require adjustments to reflect a step-up to fair market value as no adjustments were required prior to the IPO date, May 19, 2011.

The Companies have entered into an Administration Agreement, as amended and restated, with the Administrator under which the Administrator provides administrative services. The Administrator performs, or oversees the performance of, the Companies' financial records, prepares reports filed with the Securities and Exchange Commission, generally monitors the payment of the Companies' expenses, and watches the performance of administrative and professional services rendered by others. The Operating Company will reimburse the Administrator for the Companies'

**Combined Notes to the Consolidated Financial Statements of
New Mountain Finance Holdings, L.L.C.,
the Financial Statements of New Mountain Finance Corporation, and the Financial Statements
of New Mountain Finance AIV Holdings Corporation (Continued)**

December 31, 2012

Note 5. Agreements (Continued)

allocable portion of overhead and other expenses incurred by the Administrator in performing its obligations to the Companies under the Administration Agreement, as amended and restated. Pursuant to the Administration Agreement, as amended and restated, and further restricted by the Operating Company, expenses payable to the Administrator by the Operating Company as well as other direct and indirect expenses (excluding interest, other credit facility expenses, trading expenses and management and incentive fees) have been capped at \$3,500,000 for the time period from April 1, 2012 to March 31, 2013.

The Operating Company incurred \$2,459,857 in expenses in excess of the expense cap for the year ended December 31, 2012, of which \$534,133 was receivable from an affiliate as of December 31, 2012. The Operating Company incurred \$2,185,765 in expenses in excess of the expense cap for the year ended December 31, 2011, of which \$369,017 was receivable from affiliate as of December 31, 2011.

The Companies, the Investment Adviser and the Administrator have also entered into a Trademark License Agreement, as amended, with New Mountain Capital, L.L.C., pursuant to which New Mountain Capital, L.L.C. has agreed to grant the Companies, the Investment Adviser and the Administrator, a non-exclusive, royalty-free license to use the "New Mountain" and the "New Mountain Finance" names. Under the Trademark License Agreement, as amended, subject to certain conditions, the Companies, the Investment Adviser and the Administrator will have a right to use the "New Mountain" and "New Mountain Finance" names, for so long as the Investment Adviser or one of its affiliates remains the investment adviser of the Operating Company. Other than with respect to this limited license, the Companies, the Investment Adviser and the Administrator will have no legal right to the "New Mountain" or the "New Mountain Finance" names.

NMFC entered into a Registration Rights Agreement with AIV Holdings, Steven B. Klinsky (the Chairman of our board of directors), an entity related to Steven B. Klinsky and the Investment Adviser. Subject to several exceptions, AIV Holdings and the Investment Adviser have the right to require NMFC to register for public resale under the Securities Act of 1933, as amended (the "Securities Act of 1933"), all registerable securities that are held by any of them and that they request to be registered. Registerable securities subject to the Registration Rights Agreement are shares of NMFC's common stock issued or issuable in exchange for units and any other shares of NMFC's common stock held by AIV Holdings, the Investment Adviser and any of their transferees. The rights under the Registration Rights Agreement can be conditionally exercised by AIV Holdings or the Investment Adviser, meaning that prior to the effectiveness of the registration statement related to the shares, AIV Holdings or the Investment Adviser can withdraw their request to have the shares registered. AIV Holdings and the Investment Adviser may each assign their rights to any person that acquires registerable securities subject to the Registration Rights Agreement and who agrees to be bound by the terms of the Registration Rights Agreement. Steven B. Klinsky and a related entity have the right to "piggyback", or include their own registerable securities in such a registration. During the year ended December 31, 2012, shares held by AIV Holdings and Steven B. Klinsky were registered on a shelf registration statement on Form N-2.

**Combined Notes to the Consolidated Financial Statements of
New Mountain Finance Holdings, L.L.C.,
the Financial Statements of New Mountain Finance Corporation, and the Financial Statements
of New Mountain Finance AIV Holdings Corporation (Continued)**

December 31, 2012

Note 5. Agreements (Continued)

AIV Holdings and the Investment Adviser may require NMFC to use its reasonable best efforts to register under the Securities Act of 1933 all or any portion of these registerable securities upon a "demand request". The demand registration rights are subject to certain limitations.

The Registration Rights Agreement includes limited blackout and suspension periods. In addition, AIV Holdings and the Investment Adviser may also require NMFC to file a shelf registration statement on Form N-2 for the resale of their registerable securities if NMFC is eligible to use Form N-2 at that time.

Holders of registerable securities have "piggyback" registration rights, including AIV Holdings, which means that these holders may include their respective shares in any future registrations of NMFC's equity securities, whether or not that registration relates to a primary offering by NMFC or a secondary offering by or on behalf of any of NMFC's stockholders. AIV Holdings, the Investment Adviser and Steven B. Klinsky (and a related entity) have priority over NMFC in any registration that is an underwritten offering.

AIV Holdings, the Investment Adviser and Steven B. Klinsky (and a related entity) will be responsible for the expenses of any demand registration (including underwriters' discounts or commissions) and their pro-rata share of any "piggyback" registration. NMFC has agreed to indemnify AIV Holdings, the Investment Adviser and Steven B. Klinsky (and a related entity) with respect to liabilities resulting from untrue statements or omissions in any registration statement filed pursuant to the Registration Rights Agreement, other than untrue statements or omissions resulting from information furnished to NMFC by such parties. AIV Holdings, the Investment Adviser and Steven B. Klinsky (and a related entity) have also agreed to indemnify NMFC with respect to liabilities resulting from untrue statements or omissions furnished by them to NMFC relating to them in any registration statement.

Note 6. Related Parties

The Companies have entered into a number of business relationships with affiliated or related parties. NMFC and AIV Holdings own all the outstanding units of the Operating Company. As of December 31, 2012, NMFC and AIV Holdings own approximately 60.0% and 40.0%, respectively, of the units of the Operating Company.

The Operating Company has entered into the Investment Management Agreement with the Investment Adviser, a wholly-owned subsidiary of New Mountain Capital. Therefore, New Mountain Capital is entitled to any profits earned by the Investment Adviser, which includes any fees payable to the Investment Adviser under the terms of the Investment Management Agreement, less expenses incurred by the Investment Adviser in performing its services under the Investment Management Agreement.

The Companies have entered into an Administration Agreement, as amended and restated, with the Administrator, a wholly-owned subsidiary of New Mountain Capital. The Administrator arranges office space for the Companies and provides office equipment and administrative services necessary to conduct their respective day-to-day operations pursuant to the Administration

**Combined Notes to the Consolidated Financial Statements of
New Mountain Finance Holdings, L.L.C.,
the Financial Statements of New Mountain Finance Corporation, and the Financial Statements
of New Mountain Finance AIV Holdings Corporation (Continued)**

December 31, 2012

Note 6. Related Parties (Continued)

Agreement, as amended and restated. The Operating Company reimburses the Administrator for the allocable portion of overhead and other expenses incurred by it in performing its obligations to the Companies under the Administration Agreement, as amended and restated, including rent, the fees and expenses associated with performing administrative, finance and compliance functions, and the compensation of the Companies' chief financial officer and chief compliance officer and their respective staffs. Pursuant to the Administration Agreement, as amended and restated, and further restricted by the Operating Company, expenses payable to the Administrator by the Operating Company as well as other direct and indirect expenses (excluding interest, other credit facility expenses, trading expenses and management and incentive fees) have been capped at \$3,500,000 for the time period from April 1, 2012 to March 31, 2013.

The Companies, the Investment Adviser and the Administrator have entered into a royalty-free Trademark License Agreement, as amended, with New Mountain Capital, L.L.C., pursuant to which New Mountain Capital, L.L.C. has agreed to grant the Companies, the Investment Adviser and the Administrator, a non-exclusive, royalty-free license to use the name "New Mountain" and "New Mountain Finance".

The Companies have adopted a formal code of ethics that governs the conduct of their respective officers and directors. These officers and directors also remain subject to the duties imposed by the 1940 Act, the Delaware General Corporation Law and the Delaware Limited Liability Company Act.

The Investment Adviser and its affiliates may also manage other funds in the future that may have investment mandates that are similar, in whole and in part, with the Operating Company's investment mandates. The Investment Adviser and its affiliates may determine that an investment is appropriate for the Operating Company and for one or more of those other funds. In such event, depending on the availability of such investment and other appropriate factors, the Investment Adviser or its affiliates may determine that the Operating Company should invest side-by-side with one or more other funds. Any such investments will be made only to the extent permitted by applicable law and interpretive positions of the Securities and Exchange Commission and its staff, and consistent with the Investment Adviser's allocation procedures.

Concurrently with the IPO, NMFC sold an additional 2,172,000 shares of its common stock to certain executives and employees of, and other individuals affiliated with, New Mountain Capital in the Concurrent Private Placement.

Note 7. Borrowing Facilities

Holdings Credit Facility — The Loan and Security Agreement, as amended and restated, dated May 19, 2011 (the "Holdings Credit Facility") among the Operating Company as the Borrower and Collateral Administrator, Wells Fargo Securities, L.L.C. as the Administrative Agent, and Wells Fargo Bank, National Association, as the Collateral Custodian, is structured as a revolving credit facility and matures on October 27, 2016, as amended on May 8, 2012. The Operating Company became a party to the Holdings Credit Facility upon the IPO of NMFC. The

**Combined Notes to the Consolidated Financial Statements of
New Mountain Finance Holdings, L.L.C.,
the Financial Statements of New Mountain Finance Corporation, and the Financial Statements
of New Mountain Finance AIV Holdings Corporation (Continued)**

December 31, 2012

Note 7. Borrowing Facilities (Continued)

Holdings Credit Facility amends and restates the credit facility of the Predecessor Entities (the "Predecessor Credit Facility").

The maximum amount of revolving borrowings available under the Holdings Credit Facility is \$210,000,000, as amended on December 18, 2012. As of December 31, 2012, the Operating Company was permitted to borrow up to 45.0% or 25.0% of the purchase price of pledged first lien or non-first lien debt securities, and up to 70.0% and 45.0% of the purchase price of specified first lien debt securities and specified non-first lien debt securities, respectively, subject to approval by Wells Fargo Bank, National Association. The credit facility is collateralized by all of the investments of the Operating Company on an investment by investment basis. All fees associated with the origination or upsizing of the Holdings Credit Facility are capitalized on the Operating Company's Consolidated Statement of Assets, Liabilities, and Members' Capital and charged against income as other credit facility expenses over the life of the Holdings Credit Facility. The Holdings Credit Facility contains certain customary affirmative and negative covenants and events of default, including the occurrence of a change in control. In addition, the Holdings Credit Facility requires the Operating Company to maintain a minimum asset coverage ratio. However, the covenants are generally not tied to mark to market fluctuations in the prices of the Operating Company's investments, but rather to the performance of the underlying portfolio companies.

The Holdings Credit Facility (as well as the Predecessor Credit Facility) bears interest at a rate of the London Interbank Offered Rate ("LIBOR") plus 2.75% per annum, as amended on May 8, 2012, and charges a non-usage fee, based on the unused facility amount multiplied by the Non-Usage Fee Rate (as defined in the credit agreement).

The following table summarizes the interest expense and non-usage fees incurred by the Operating Company on the Holdings Credit Facility for the years ended December 31, 2012, December 31, 2011 and December 31, 2010.

| | Years ended December 31, | | |
|--------------------------------|---------------------------------|---------------|---------------|
| | 2012 | 2011 | 2010 |
| Interest expense | \$ 4,172,124 | \$ 2,043,267 | \$ 2,248,078 |
| Non-usage fee | \$ 281,234 | \$ 607,972 | \$ 320,848 |
| Weighted average interest rate | 3.1% | 3.2% | 3.3% |
| Average debt outstanding | \$ 133,599,578 | \$ 61,560,781 | \$ 68,343,217 |

The outstanding balance of Holdings Credit Facility as of December 31, 2012, December 31, 2011 and December 31, 2010 was \$206,938,049, \$129,037,813 and \$59,696,938, respectively. As of December 31, 2012, December 31, 2011 and December 31, 2010, the Operating Company is not aware of any instances of non-compliance related to the Holdings Credit Facility on such dates.

SLF Credit Facility — The Operating Company's senior loan fund's Loan and Security Agreement, as amended and restated, dated October 27, 2010 (the "SLF Credit Facility") among NMF SLF as the Borrower, the Operating Company as the Collateral Administrator, Wells Fargo Securities, L.L.C. as the Administrative Agent, and Wells Fargo Bank, National Association, as the

**Combined Notes to the Consolidated Financial Statements of
New Mountain Finance Holdings, L.L.C.,
the Financial Statements of New Mountain Finance Corporation, and the Financial Statements
of New Mountain Finance AIV Holdings Corporation (Continued)**

December 31, 2012

Note 7. Borrowing Facilities (Continued)

Collateral Custodian, is structured as a revolving credit facility and matures on October 27, 2016, as amended on May 8, 2012. The maximum amount of revolving borrowings available under the SLF Credit Facility is \$215,000,000, as amended on December 18, 2012. The loan is non-recourse to the Operating Company and secured by all assets owned by the borrower on an investment by investment basis. All fees associated with the origination or upsizing of the SLF Credit Facility are capitalized on the Consolidated Statement of Assets, Liabilities, and Members' Capital and charged against income as other credit facility expenses over the life of the SLF Credit Facility. The SLF Credit Facility contains certain customary affirmative and negative covenants and events of default, including the occurrence of a change in control. The covenants are generally not tied to mark to market fluctuations in the prices of our investments, but rather to the performance of the underlying portfolio companies.

As of December 31, 2012, the SLF Credit Facility permitted borrowings of up to 70.0% of the purchase price of pledged debt securities subject to approval by Wells Fargo Bank, National Association. Due to a fifth amendment to the SLF Credit Facility on October 27, 2011, NMF SLF is no longer restricted from the purchase or sale of loans with an affiliate. Therefore, specified first lien loans can be moved as collateral between the Holdings Credit Facility and the SLF Credit Facility.

The SLF Credit Facility bears interest at a rate of LIBOR plus 2.00% per annum, as amended on May 8, 2012. A non-usage fee is paid, based on the unused facility amount multiplied by the Non-Usage Fee Rate (as defined in the credit agreement).

| | Years ended December 31, | | From October 7, 2010 (commencement of NMF SLF operations) to December 31, 2010 |
|--------------------------------|--------------------------|----------------|--|
| | 2012 | 2011 | 2010 |
| Interest expense | \$ 4,274,293 | \$ 3,368,867 | \$ 127,325 |
| Non-usage fee | \$ 21,451 | \$ 94,500 | \$ 66,301 |
| Weighted average interest rate | 2.3% | 2.5% | 2.5% |
| Average debt outstanding | \$ 181,394,898 | \$ 133,824,553 | \$ 27,672,121 |

The outstanding balance as of December 31, 2012, December 31, 2011 and December 31, 2010 was \$214,262,314, \$165,928,000 and \$56,936,000, respectively. As of December 31, 2012, December 31, 2011 and December 31, 2010, NMF SLF is not aware of any instances of non-compliance related to the SLF Credit Facility on such dates.

Leverage risk factors — The Operating Company utilizes and may utilize leverage to the maximum extent permitted by the law for investment and other general business purposes. The Operating Company's lenders will have fixed dollar claims on certain assets that are superior to the claims of the Operating Company's unit holders, and therefore NMFC's common stockholders, and the Operating Company would expect such lenders to seek recovery against these assets in the event of a default. The use of leverage also magnifies the potential for gain or loss on amounts invested. Leverage may magnify interest rate risk (particularly on the Operating Company's fixed-

**Combined Notes to the Consolidated Financial Statements of
New Mountain Finance Holdings, L.L.C.,
the Financial Statements of New Mountain Finance Corporation, and the Financial Statements
of New Mountain Finance AIV Holdings Corporation (Continued)**

December 31, 2012

Note 7. Borrowing Facilities (Continued)

rate investments), which is the risk that the prices of portfolio investments will fall or rise if market interest rates for those types of securities rise or fall. As a result, leverage may cause greater changes in the Operating Company's net asset value. Similarly, leverage may cause a sharper decline in the Operating Company's income than if the Operating Company had not borrowed. Such a decline could negatively affect the Operating Company's ability to make dividend payments to its unit holders. Leverage is generally considered a speculative investment technique. The Operating Company's ability to service any debt incurred will depend largely on financial performance and will be subject to prevailing economic conditions and competitive pressures.

Note 8. Regulation

NMFC and AIV Holdings have elected to be treated, and intend to comply with the requirements to continue to qualify annually, as RICs under Subchapter M of the Code. In order to continue to qualify as RICs, among other things, NMFC and AIV Holdings are required to timely distribute to their stockholders at least 90.0% of investment company taxable income, as defined by the Code, for each year. NMFC and AIV Holdings, among other things, intend to make and continue to make the requisite distributions to their stockholders, which will generally relieve NMFC and AIV Holdings from U.S. federal, state, and local income taxes (excluding excise taxes which may be imposed under the Code). However, under certain circumstances, the distributions that the Operating Company makes to its members may not be sufficient for AIV Holdings to satisfy the annual distribution requirement necessary for AIV Holdings to continue to qualify as a RIC. In that case, it is expected that Guardian AIV would consent to be treated as if it received distributions from AIV Holdings sufficient to satisfy the annual distribution requirement. Guardian AIV would be required to include the consent dividend in its taxable income as dividend from AIV Holdings, which would result in phantom (i.e., non-cash) taxable income to Guardian AIV.

Additionally as BDCs, the Companies must not acquire any assets other than "qualifying assets" specified in the 1940 Act unless, at the time the acquisition is made, at least 70.0% of its total assets are qualifying assets (with certain limited exceptions).

Note 9. Commitments and Contingencies

In the normal course of business, the Companies may enter into contracts that contain a variety of representations and warranties and which provide general indemnifications. The Operating Company may also enter into future funding commitments such as revolving credit facilities, bridge financing commitments, or delayed draw commitments. As of December 31, 2012, the Operating Company had unfunded commitments on revolving credit facilities of \$10,500,000, no outstanding bridge financing commitments or other future funding commitments, all of which are disclosed on the Operating Company's Consolidated Schedule of Investments. As of December 31, 2011, the Operating Company had unfunded commitments on revolving credit facilities of \$22,698,500, outstanding bridge financing commitments of \$35,000,000 and other future funding commitments of \$4,250,632, all of which are disclosed on the Operating Company's Consolidated Schedule of Investments.

**Combined Notes to the Consolidated Financial Statements of
New Mountain Finance Holdings, L.L.C.,
the Financial Statements of New Mountain Finance Corporation, and the Financial Statements
of New Mountain Finance AIV Holdings Corporation (Continued)**

December 31, 2012

Note 9. Commitments and Contingencies (Continued)

The Operating Company also has revolving borrowings available under the Holdings Credit Facility and the SLF Credit Facility as of December 31, 2012 and December 31, 2011. See Note 7, *Borrowing Facilities*, for details.

The Operating Company may from time to time enter into financing commitment letters. As of December 31, 2012 and December 31, 2011, the Operating Company did not enter into any commitment letters to purchase debt investments, which could require funding in the future.

Note 10. Distributions

Differences between taxable income and the results of operations for financial reporting purposes may be permanent or temporary in nature. Permanent differences are reclassified among capital accounts in the financial statements to reflect their tax character. Differences in classification may also result from the treatment of short-term gains as ordinary income for tax purposes. During the years ended December 31, 2012 and December 31, 2011, NMFC did not have any reclassifications of amounts for book purposes arising from permanent book/tax differences. During the years ended December 31, 2012 and December 31, 2011, AIV Holdings had reclassifications of amounts for book purposes arising from permanent book/tax differences related to return of capital distributions and consent dividends, respectively.

| | December 31, 2012 | | December 31, 2011 | |
|---|-------------------|--------------|-------------------|--------------|
| | NMFC | AIV Holdings | NMFC | AIV Holdings |
| Undistributed net investment income | \$ — | \$ — | \$ — | \$ — |
| Distributions in excess of net realized gains | — | (9,707,151) | — | (1,535,250) |
| Additional paid-in-capital | — | 9,707,151 | — | 1,535,250 |

For federal income tax purposes, distributions paid to stockholders of NMFC and AIV Holdings are reported as ordinary income, return of capital, long term capital gains or a combination thereof. The tax character of distributions paid by NMFC and AIV Holdings for the years ended December 31, 2012 and December 31, 2011 were estimated to be as follows:

| | Years ended December 31, | | | |
|--------------------|--------------------------|---------------|--------------|---------------|
| | 2012 | | 2011 | |
| | NMFC | AIV Holdings | NMFC | AIV Holdings |
| Ordinary income(a) | \$ 26,217,758 | \$ 40,692,087 | \$ 8,944,135 | \$ 14,694,056 |
| Capital gains | 501,006 | 2,056,192 | 255,879 | 2,696,811 |
| Return of capital | — | 48,127,702 | — | — |
| Total | \$ 26,718,764 | \$ 90,875,981 | \$ 9,200,014 | \$ 17,390,867 |

(a) Ordinary income is reported on Form 1099-DIV as non-qualified.

As of December 31, 2012, the costs of investments for NMFC and AIV Holdings for tax purposes were \$343,248,443 and \$245,659,380, respectively. As of December 31, 2011, the costs of

**Combined Notes to the Consolidated Financial Statements of
New Mountain Finance Holdings, L.L.C.,
the Financial Statements of New Mountain Finance Corporation, and the Financial Statements
of New Mountain Finance AIV Holdings Corporation (Continued)**

December 31, 2012

Note 10. Distributions (Continued)

investments for NMFC and AIV Holdings for tax purposes were \$144,377,789 and \$275,360,096, respectively.

At December 31, 2012 and December 31, 2011, the components of distributable earnings on a tax basis differ from the amounts reflected per NMFC's and AIV Holdings' respective Statements of Assets and Liabilities by temporary book/tax differences primarily arising from differences between the tax and book basis of NMFC's and AIV Holdings' respective investment in the Operating Company and undistributed income.

As of December 31, 2012 and December 31, 2011, the components of accumulated earnings / (deficit) on a tax basis were as follows:

| | December 31, 2012 | | December 31, 2011 | |
|--|-------------------|-----------------|-------------------|--------------|
| | NMFC | AIV Holdings | NMFC | AIV Holdings |
| Accumulated capital gains / (losses) | \$ — | \$ — | \$ — | \$ — |
| Other temporary differences | 7,942,568 | (5,031,546) | — | — |
| Undistributed ordinary income | 528,124 | — | 65,789 | 1,778,113 |
| Unrealized (appreciation) / depreciation | (2,274,487) | (10,970,336) | 822,725 | (886,315) |
| Components of distributable earnings | \$ 6,196,205 | \$ (16,001,882) | \$ 888,514 | \$ 891,798 |

NMFC and AIV Holdings are subject to a 4.0% nondeductible federal excise tax on certain undistributed income unless NMFC and AIV Holdings distribute, in a timely manner as required by the Code, an amount at least equal to the sum of (1) 98.0% of their respective net ordinary income earned for the calendar year and (2) 98.2% of their respective capital gain net income for the one-year period ending October 31 in the calendar year. For the years ended December 31, 2012 and December 31, 2011, both NMFC and AIV Holdings had no accrued estimated excise taxes.

**Combined Notes to the Consolidated Financial Statements of
New Mountain Finance Holdings, L.L.C.,
the Financial Statements of New Mountain Finance Corporation, and the Financial Statements
of New Mountain Finance AIV Holdings Corporation (Continued)**

December 31, 2012

Note 11. Stockholders' Equity

The table below illustrates changes in the capital accounts of NMFC:

| | Common Stock | | Paid in Capital in Excess of Par | Undistributed Net Investment Income | Accumulated Undistributed Net Realized Gains | Net Unrealized Appreciation (Depreciation) | Total Stockholders' Equity |
|--|-------------------|-------------------|--|---|--|--|----------------------------------|
| | Shares | Par Amount | | | | | |
| Balance at December 31, 2010 | — | \$ — | \$ — | \$ — | \$ — | \$ — | \$ — |
| Issuances of common stock in the IPO(1) | 7,272,727 | 72,727 | 99,927,269 | — | — | — | 99,999,996 |
| Issuances of common stock in private placement(2) | 2,172,000 | 21,720 | 29,843,280 | — | — | — | 29,865,000 |
| Issuances of common stock to New Mountain Guardian Partners, L.P.(3) | 1,252,964 | 12,530 | 18,476,927 | — | — | — | 18,489,457 |
| Deferred offering costs allocated from New Mountain Finance Holdings, L.L.C. | — | — | (3,998,597) | — | — | — | (3,998,597) |
| Dividends declared | — | — | — | (8,345,303) | (854,711) | — | (9,200,014) |
| Net increase in stockholders' equity resulting from operations | — | — | — | 8,345,303 | 1,141,018 | 844,658 | 10,330,979 |
| Balance at December 31, 2011 | 10,697,691 | \$ 106,977 | \$ 144,248,879 | \$ — | \$ 286,307 | \$ 844,658 | \$145,486,821 |
| Issuances of common stock | 13,628,560 | 136,286 | 191,561,335 | — | — | — | 191,697,621 |
| Deferred offering costs allocated from New Mountain Finance Holdings, L.L.C. | — | — | (323,966) | — | — | — | (323,966) |
| Dividends declared | — | — | — | (19,791,810) | (6,926,954) | — | (26,718,764) |
| Net increase in stockholders' equity resulting from operations | — | — | — | 19,791,810 | 7,592,407 | 4,399,787 | 31,784,004 |
| Balance at December 31, 2012 | <u>24,326,251</u> | <u>\$ 243,263</u> | <u>\$ 335,486,248</u> | <u>\$ —</u> | <u>\$ 951,760</u> | <u>\$ 5,244,445</u> | <u>\$341,925,716</u> |

- (1) On May 19, 2011, NMFC priced its IPO of 7,272,727 shares of common stock at a public offering price of \$13.75 per share.
- (2) Concurrently with the closing of the IPO and at the public offering price of \$13.75 per share, NMFC sold an additional 2,172,000 shares of its common stock to certain executives and employees of, and other individuals affiliated with, New Mountain Capital in the Concurrent Private Placement.
- (3) On May 19, 2011, NMFC issued 1,252,964 shares of common stock to New Mountain Guardian Partners, L.P. for their respective ownership interest in the Predecessor Entities.

**Combined Notes to the Consolidated Financial Statements of
New Mountain Finance Holdings, L.L.C.,
the Financial Statements of New Mountain Finance Corporation, and the Financial Statements
of New Mountain Finance AIV Holdings Corporation (Continued)**

December 31, 2012

Note 11. Stockholders' Equity (Continued)

The table below changes in the capital accounts of AIV Holdings:

| | Common Stock | | Paid in Capital in Excess of Par | Undistributed Net Investment Income | Distributions in Excess of Net Realized Gains | Net Unrealized (Depreciation) Appreciation | Total Stockholder's Equity |
|--|--------------|------------|--|---|---|--|----------------------------------|
| | Shares | Par Amount | | | | | |
| Balance at December 31, 2010 | — | \$ — | \$ — | \$ — | \$ — | \$ — | \$ — |
| Issuances of common stock to New Mountain Guardian AIV, L.P.(1) | 100 | 1 | 298,406,532 | — | — | — | 298,406,533 |
| Deferred offering costs allocated from New Mountain Finance Holdings, L.L.C. | — | — | (7,558,581) | — | — | — | (7,558,581) |
| Dividends declared | — | — | — | (15,775,205) | (1,615,662) | — | (17,390,867) |
| Net increase in stockholder's equity resulting from operations | — | — | — | 15,775,205 | 2,156,878 | (16,374,171) | 1,557,912 |
| Tax reclassifications related to consent dividends (See Note 10) | — | — | 1,535,250 | — | (1,535,250) | — | — |
| Balance at December 31, 2011 | 100 | \$ 1 | \$ 292,383,201 | \$ — | \$ (994,034) | \$ (16,374,171) | \$ 275,014,997 |
| Dividends declared | — | — | — | (25,425,670) | (7,233,844) | — | (32,659,514) |
| Distribution to New Mountain Guardian AIV, L.P. | — | — | (57,834,853) | — | (381,614) | — | (58,216,467) |
| Deferred offering costs allocated from New Mountain Finance Holdings, L.L.C. | — | — | (240,771) | — | — | — | (240,771) |
| Net increase in stockholder's equity resulting from operations | — | — | — | 25,425,670 | 11,640,446 | 7,048,486 | 44,114,602 |
| Tax reclassifications related to return of capital distributions (See Note 10) | — | — | 9,707,151 | — | (9,707,151) | — | — |
| Balance at December 31, 2012 | 100 | \$ 1 | \$ 244,014,728 | \$ — | \$ (6,676,197) | \$ (9,325,685) | \$ 228,012,847 |

(1) On May 19, 2011, AIV Holdings issued 100 shares of common stock to New Mountain Guardian AIV, L.P. for their respective ownership interest in the Predecessor Entities.

**Combined Notes to the Consolidated Financial Statements of
New Mountain Finance Holdings, L.L.C.,
the Financial Statements of New Mountain Finance Corporation, and the Financial Statements
of New Mountain Finance AIV Holdings Corporation (Continued)**

December 31, 2012

Note 12. Earnings Per Share

The following information sets forth the computation of basic and diluted net increase in NMFC's net assets per share resulting from operations for the year ended December 31, 2012 and the period from May 19, 2011 (commencement of operations) to December 31, 2011:

| | Year ended December 31, 2012 | May 19, 2011 (commencement of operations) to December 31, 2011 |
|--|---|---|
| Numerator for basic earnings per share: | \$ 31,784,004 | \$ 10,330,979 |
| Denominator for basic weighted average share: | 14,860,838 | 10,697,691 |
| Basic earnings per share: | \$ 2.14 | \$ 0.97 |
| Numerator for diluted earnings per share(a): | \$ 73,996,493 | \$ 11,880,504 |
| Denominator for diluted weighted average share(b): | 34,011,738 | 30,919,629 |
| Diluted earnings per share: | \$ 2.18 | \$ 0.38 |

- (a) Includes the full income at the Operating Company for the period. For the period May 19, 2011 (commencement of operations) to December 31, 2011, NMFC's unrealized appreciation in the Operating Company resulting from the IPO is netted against AIV Holdings' unrealized depreciation in the Operating Company resulting from the IPO.
- (b) Assumes AIV Holdings exchanges its units in the Operating Company for public shares of NMFC as of December 31, 2012 and December 31, 2011, respectively (see Note 1, *Formation and Business Purpose*).

**Combined Notes to the Consolidated Financial Statements of
New Mountain Finance Holdings, L.L.C.,
the Financial Statements of New Mountain Finance Corporation, and the Financial Statements
of New Mountain Finance AIV Holdings Corporation (Continued)**

December 31, 2012

Note 13. Financial Highlights

The following information sets forth the financial highlights for the Operating Company for the respective years ended December 31st.

| | Year ended December 31, | | | | Period from |
|---|-------------------------|---------------|---------------|---------------|---|
| | 2012 | 2011 | 2010 | 2009 | October 29, 2008 (commencement of operations) to December 31, 2008 |
| Total return based on net asset value(a) | 16.61% | 10.09% | 26.54% | 76.38% | NM |
| Average net assets for the period | \$474,560,874 | \$361,030,642 | \$245,951,174 | \$195,467,257 | \$ 7,249,648 |
| Ratio to average net assets: | | | | | % |
| Net investment income | 9.53% | 10.67% | 15.23% | 10.44% | 9.44(b) |
| Total expenses (gross) | 9.07% | 5.59% | 1.59% | 0.72% | —% |
| Total expenses (net of reimbursable expenses) | 8.55% | 4.99% | 1.59% | 0.72% | —% |
| Net assets, end of year | \$569,938,563 | \$420,501,818 | \$241,927,261 | \$239,440,683 | \$ 30,353,903 |
| Average debt outstanding — Holdings | | | | | |
| Credit Facility | \$133,599,578 | \$ 61,560,781 | \$ 68,343,217 | \$ 65,014,057 | N/A |
| Average debt outstanding — SLF Credit | | | | | |
| Facility | \$181,394,898 | \$133,824,553 | \$ 27,672,121 | N/A | N/A |
| Weighted average shares outstanding | 34,011,738 | 30,919,629(c) | N/A | N/A | N/A |
| Asset coverage ratio | 235.31% | 242.56% | 307.43% | 407.98% | N/A |
| Portfolio turnover | 52.02% | 42.13% | 76.69% | 57.50% | 0.22% |

NM — Total return from commencement of operations through December 31, 2008 was deemed not meaningful due to the scaling of operations during this short time period.

N/A — Not applicable.

- (a) For the year ended December 31, 2012, total return is calculated assuming a purchase at net asset value on the opening of the first day of the year and a sale at net asset value on the last day of the year. Dividends and distributions, if any, are assumed for purposes of this calculation, to be reinvested at the net asset value on the last day of the respective quarter. For the year ended December 31, 2011, total return is calculated in two parts: (1) from the opening of the first day of the year to NMFC's IPO date, total return is calculated based on net income over weighted average net assets and (2) from NMFC's IPO date to December 31, 2011, total return is calculated assuming a purchase at net asset value on NMFC's IPO date and a sale at net asset value on the last day of the period. Dividends and distributions, if any, are assumed for purposes of this calculation, to be reinvested at the net asset value on the last day of the respective quarter. For the years ended December 31, 2010 and December 31, 2009, total return is the ratio of net income compared to capital, adjusted for capital contributions and distributions.

**Combined Notes to the Consolidated Financial Statements of
New Mountain Finance Holdings, L.L.C.,
the Financial Statements of New Mountain Finance Corporation, and the Financial Statements
of New Mountain Finance AIV Holdings Corporation (Continued)**

December 31, 2012

Note 13. Financial Highlights (Continued)

- (b) Ratio to average net assets has been annualized.
- (c) Weighted average common membership units outstanding presented from May 19, 2011 to December 31, 2011, as the fund became unitized on May 19, 2011, the IPO date.

| | Year ended December 31, 2012 | May 19, 2011 (commencement of operations) to December 31, 2011 |
|--|---|---|
| Per unit data for the Operating Company(a): | | |
| Net asset value, January 1, 2012 and May 19, 2011(b), respectively | \$ 13.60 | \$ 14.08 |
| Net investment income | 1.33 | 0.78 |
| Net realized and unrealized gains (losses) | 0.84 | (0.40) |
| Dividends from net investment income | (1.71) | (0.86) |
| Net increase (decrease) in net assets resulting from operations | 0.46 | (0.48) |
| Net asset value, December 31, 2012 and December 31, 2011, respectively | <u>\$ 14.06</u> | <u>\$ 13.60</u> |

- (a) Per unit data is based on weighted average common membership units outstanding.
- (b) Data presented from May 19, 2011 to December 31, 2011 as the fund became unitized on May 19, 2011, the IPO date.

**Combined Notes to the Consolidated Financial Statements of
New Mountain Finance Holdings, L.L.C.,
the Financial Statements of New Mountain Finance Corporation, and the Financial Statements
of New Mountain Finance AIV Holdings Corporation (Continued)**

December 31, 2012

Note 13. Financial Highlights (Continued)

The following information sets forth the financial highlights for NMFC for the year ended December 31, 2012 and the period May 19, 2011 to December 31, 2011. The ratios to average net assets have been annualized for the period May 19, 2011 to December 31, 2011.

| | Year ended December 31, 2012 | May 19, 2011 (commencement of operations) to December 31, 2011 |
|--|---|---|
| Per share data(a): | | |
| Net asset value, January 1, 2012 and May 19, 2011(b), respectively | \$ 13.60 | \$ 13.50 |
| Net increase (decrease) in net assets resulting from operations allocated from New Mountain Finance Holdings, L.L.C.: | | |
| Net investment income | 1.33 | 0.78 |
| Net realized and unrealized gains (losses) | 0.84 | (0.40) |
| Total net increase | 2.17 | 0.38 |
| Net change in unrealized appreciation (depreciation) of investment in New Mountain Finance Holdings, L.L.C. | — | 0.58 |
| Dividends declared | (1.71) | (0.86) |
| Net asset value, December 31, 2012 and December 31, 2011, respectively | <u>\$ 14.06</u> | <u>\$ 13.60</u> |
| Per share market value, December 31, 2012 and December 31, 2011, respectively | <u>\$ 14.90</u> | <u>\$ 13.41</u> |
| Total return based on market value(c) | 24.84% | 4.16% |
| Total return based on net asset value(d) | 16.61% | 2.82% |
| Shares outstanding at end of period | 24,326,251 | 10,697,691 |
| Average weighted shares outstanding for the period | 14,860,838 | 10,697,691 |
| Average net assets for the period | \$ 196,312,136 | \$ 147,765,945 |
| Ratio to average net assets(e): | | |
| Total expenses allocated from New Mountain Finance Holdings, L.L.C. | 8.55% | 5.79% |
| Net investment income allocated from New Mountain Finance Holdings, L.L.C. | 9.53% | 9.08% |

- (a) Per share data is based on the summation of the per share results of operations items over the outstanding shares for the period in which the respective line items were realized or earned.

**Combined Notes to the Consolidated Financial Statements of
New Mountain Finance Holdings, L.L.C.,
the Financial Statements of New Mountain Finance Corporation, and the Financial Statements
of New Mountain Finance AIV Holdings Corporation (Continued)**

December 31, 2012

Note 13. Financial Highlights (Continued)

- (b) Data presented from May 19, 2011 forward as the fund became unitized on that date, the IPO date.
- (c) For the year ended December 31, 2012 and for the period May 19, 2011 to December 31, 2011, total return is calculated assuming a purchase of common stock at the opening of the first day of the year and assuming a purchase of common stock at IPO, respectively, and a sale on the closing of the last business day of the respective periods. Dividends and distributions, if any, are assumed for purposes of this calculation, to be reinvested at prices obtained under NMFC's dividend reinvestment plan.
- (d) Total return is calculated assuming a purchase at net asset value on the opening of the first day of the period and a sale at net asset value on the last day of the period. Dividends and distributions, if any, are assumed for purposes of this calculation, to be reinvested at the net asset value on the last day of the respective quarter.
- (e) Average net assets for the year ended December 31, 2012 is based on the summation of the results of operations items over the net assets for the period in which the respective line items were realized or earned.

The following information sets forth the financial highlights for AIV Holdings for the year ended December 31, 2012 and the period May 19, 2011 to December 31, 2011. The ratios to average net assets have been annualized for the period May 19, 2011 to December 31, 2011.

| | Year ended December 31, 2012 | May 19, 2011 (commencement of operations) to December 31, 2011 |
|---|---|---|
| Total return based on net asset value(a) | 18.04% | (5.44)% |
| Average net assets for the period | \$ 270,080,730 | \$ 279,323,246 |
| Ratio to average net assets(b): | | |
| Total expenses allocated from New Mountain Finance Holdings, L.L.C. | 8.55% | 5.79% |
| Net investment income allocated from New Mountain Finance Holdings, L.L.C. | 9.53% | 9.08% |

- (a) For the year ended December 31, 2012 and for the period May 19, 2011 to December 31, 2011, total return is calculated assuming a purchase at net asset value on the opening of the first day of the period and a sale at net asset value on the last business day of the period. Dividends and distributions, if any, are assumed for purposes of this calculation, to be reinvested at the net asset value on the last day of the respective quarter.
- (b) Average net assets for the year ended December 31, 2012 is based on the summation of the results of operations items over the net assets for the period in which the respective line items were realized or earned.

**Combined Notes to the Consolidated Financial Statements of
New Mountain Finance Holdings, L.L.C.,
the Financial Statements of New Mountain Finance Corporation, and the Financial Statements
of New Mountain Finance AIV Holdings Corporation (Continued)**

December 31, 2012

Note 14. Selected Quarterly Financial Data (unaudited)

The below selected quarterly financial data is for the Operating Company.

| <u>Quarter Ended</u> | <u>Investment Income</u> | | <u>Net Investment Income</u> | | <u>Total Net Realized Gains and Net Changes in Unrealized Appreciation (Depreciation) of Investments</u> | | <u>Net Increase (Decrease) in Capital Resulting from Operations</u> | |
|----------------------|---|-----------------|------------------------------|-----------------|--|-----------------|---|-----------------|
| | <u>Total</u> | <u>Per Unit</u> | <u>Total</u> | <u>Per Unit</u> | <u>Total</u> | <u>Per Unit</u> | <u>Total</u> | <u>Per Unit</u> |
| | (in thousands except for per unit data) | | | | | | | |
| December 31, 2012 | \$ 24,713 | \$ 0.65 | \$ 13,522 | \$ 0.36 | \$ 3,478 | \$ 0.09 | \$ 17,000 | \$ 0.45 |
| September 30, 2012 | 21,752 | 0.60 | 10,136 | 0.28 | 12,109 | 0.34 | 22,245 | 0.62 |
| June 30, 2012 | 20,299 | 0.66 | 11,646 | 0.38 | (561) | (0.02) | 11,085 | 0.36 |
| March 31, 2012 | 19,022 | 0.62 | 9,913 | 0.32 | 13,754 | 0.45 | 23,667 | 0.77 |
| December 31, 2011 | \$ 17,127 | \$ 0.55 | \$ 9,540 | \$ 0.31 | \$ 8,317 | \$ 0.27 | \$ 17,857 | \$ 0.58 |
| September 30, 2011 | 15,069 | 0.49 | 10,002 | 0.32 | (21,255) | (0.68) | (11,253) | (0.36) |
| June 30, 2011 | 13,116 | 0.42 | 9,554 | 0.31 | (899) | (0.03) | 8,655 | 0.28 |
| March 31, 2011 | 11,212 | N/A | 9,429 | N/A | 6,990 | N/A | 16,419 | N/A |
| December 31, 2010 | \$ 9,820 | N/A | \$ 8,335 | N/A | \$ 7,978 | N/A | \$ 16,313 | N/A |
| September 30, 2010 | 13,881 | N/A | 13,145 | N/A | 5,560 | N/A | 18,705 | N/A |
| June 30, 2010 | 8,597 | N/A | 7,777 | N/A | (5,349) | N/A | 2,428 | N/A |
| March 31, 2010 | 9,077 | N/A | 8,208 | N/A | 18,138 | N/A | 26,346 | N/A |
| December 31, 2009 | \$ 7,617 | N/A | \$ 6,617 | N/A | \$ 1,617 | N/A | \$ 8,234 | N/A |
| September 30, 2009 | 6,148 | N/A | 6,030 | N/A | 33,709 | N/A | 39,739 | N/A |
| June 30, 2009 | 5,092 | N/A | 4,877 | N/A | 42,562 | N/A | 47,439 | N/A |
| March 31, 2009 | 2,910 | N/A | 2,883 | N/A | 27,385 | N/A | 30,268 | N/A |

N/A — Not applicable, as the Operating Company was not unitized until May 19, 2011.

**Combined Notes to the Consolidated Financial Statements of
New Mountain Finance Holdings, L.L.C.,
the Financial Statements of New Mountain Finance Corporation, and the Financial Statements
of New Mountain Finance AIV Holdings Corporation (Continued)**

December 31, 2012

Note 14. Selected Quarterly Financial Data (unaudited) (Continued)

The below selected quarterly financial data is for NMFC.

| <u>Quarter Ended</u> | <u>Net Investment Income allocated from the Operating Company</u> | | <u>Total Net Realized and Unrealized Gains (Losses)</u> | | <u>Net Increase (Decrease) in Net Assets Resulting from Operations</u> | |
|----------------------|---|------------------|---|------------------|--|------------------|
| | <u>Total</u> | <u>Per Share</u> | <u>Total</u> | <u>Per Share</u> | <u>Total</u> | <u>Per Share</u> |
| | (in thousands except for per share data) | | | | | |
| December 31, 2012 | \$ 7,759 | \$ 0.36 | \$ 2,047 | \$ 0.09 | \$ 9,806 | \$ 0.45 |
| September 30, 2012 | 4,574 | 0.28 | 5,381 | 0.34 | 9,955 | 0.62 |
| June 30, 2012 | 4,029 | 0.38 | (194) | (0.02) | 3,835 | 0.36 |
| March 31, 2012 | 3,430 | 0.32 | 4,758 | 0.45 | 8,188 | 0.77 |
| December 31, 2011 | \$ 3,301 | \$ 0.31 | \$ 2,877 | \$ 0.27 | \$ 6,178 | \$ 0.58 |
| September 30, 2011 | 3,460 | 0.32 | (7,353) | (0.68) | (3,893) | (0.36) |
| June 30, 2011 | 1,584 | 0.15 | 6,462 | 0.60 | 8,046 | 0.75 |
| March 31, 2011 | N/A | N/A | N/A | N/A | N/A | N/A |

N/A — Not applicable, as NMFC did not commence operations until May 19, 2011.

The below selected quarterly financial data is for AIV Holdings.

| <u>Quarter Ended</u> | <u>Net Investment Income allocated from the Operating Company</u> | | <u>Total Net Realized and Unrealized Gains (Losses)</u> | | <u>Net Increase (Decrease) in Net Assets Resulting from Operations</u> | |
|----------------------|---|------------------|---|------------------|--|------------------|
| | <u>Total</u> | <u>Per Share</u> | <u>Total</u> | <u>Per Share</u> | <u>Total</u> | <u>Per Share</u> |
| | (in thousands) | | | | | |
| December 31, 2012 | \$ 5,764 | \$ 1,431 | \$ 7,195 | | \$ 7,195 | |
| September 30, 2012 | 5,562 | 8,630 | 14,192 | | 14,192 | |
| June 30, 2012 | 7,617 | (367) | 7,250 | | 7,250 | |
| March 31, 2012 | 6,483 | 8,995 | 15,478 | | 15,478 | |
| December 31, 2011 | \$ 6,240 | \$ 5,439 | \$ 11,679 | | \$ 11,679 | |
| September 30, 2011 | 6,542 | (13,902) | (7,360) | | (7,360) | |
| June 30, 2011 | 2,994 | (5,755) | (2,761) | | (2,761) | |
| March 31, 2011 | N/A | N/A | N/A | | N/A | |

N/A — Not applicable, as AIV Holdings did not commence operations until May 19, 2011.

Note 15. Recent Accounting Standards Updates

In May 2011, the Financial Accounting Standards Board ("FASB") issued Accounting Standards Update No. 2011-04, Amendments to Achieve Common Fair Value Measurement and Disclosure Requirements in U.S. GAAP and IFRSs ("ASU 2011-04"), which provides clarification about how to measure fair value and improves comparability of fair value measurements presented

**Combined Notes to the Consolidated Financial Statements of
New Mountain Finance Holdings, L.L.C.,
the Financial Statements of New Mountain Finance Corporation, and the Financial Statements
of New Mountain Finance AIV Holdings Corporation (Continued)**

December 31, 2012

Note 15. Recent Accounting Standards Updates (Continued)

and disclosed in accordance with GAAP and International Financial Reporting Standards. The amendments included in ASU 2011-04 clarify the FASB's intent about the application of existing fair value measurement and disclosure requirements outlined in ASC 820, as well as include some instances of changes to particular principles or requirements. ASU 2011-04 clarifies that (i) the concept of the highest and best use valuation premise applies only to nonfinancial assets, (ii) instruments classified in stockholders' equity should be valued from the perspective of a market participant that holds that instrument as an asset, and (iii) quantitative information should be disclosed about unobservable inputs used in a fair value measurement that is categorized within Level III of the fair value hierarchy. ASU 2011-04 changes the guidance in (i) permitting an exception to ASC 820 by allowing an entity to measure the fair value of a group of financial assets and financial liabilities exposed to market and credit risks to be consistent with the entity's net risk exposures, instead of gross risk, (ii) applying premiums and discounts in a fair value measurement lacking a Level I inputs to be consistent with the ASC 820 requirements of fair value measurement but that applying premiums and discounts in a fair value measurement related to size as a characteristic of the holding rather than as a characteristic of the asset or liability is not permitted, and (iii) requiring additional disclosures about fair value measurements categorized within Level III of the fair value hierarchy, including the valuation processes used and the sensitivity of the fair value measurement to changes in unobservable inputs and the interrelationships between those unobservable inputs. ASU 2011-04 is effective for the interim and annual periods beginning after December 15, 2011. The adoption of ASU 2011-04 did not have a significant impact on the Companies' financial statements. Additional disclosure was added where applicable.

Note 16. Subsequent Events

On March 6, 2013, the Operating Company's board of directors, and subsequently NMFC's board of directors, declared a first quarter 2013 distribution of \$0.34 per unit/share payable on March 28, 2013 to holders of record as of March 15, 2013. Subsequently, AIV Holdings' board of directors declared a dividend payable on March 28, 2013 to holders of record as of March 15, 2013 in an amount equal to \$0.34 per unit multiplied by the total number of units owned by AIV Holdings of the Operating Company as of the record date.

New Mountain Finance Corporation

Common Stock

New Mountain Finance Corporation ("NMFC") is a holding company with no direct operations of its own, and its only business and sole asset is its ownership of common membership units of New Mountain Finance Holdings, L.L.C. (the "Operating Company"). The Operating Company is an externally managed business development company managed by New Mountain Finance Advisers BDC, L.L.C. and is the operating company for NMFC's business. NMFC and the Operating Company each have elected to be treated as a business development company under the Investment Company Act of 1940. The Operating Company's investment objective is to generate current income and capital appreciation through the sourcing and origination of debt securities at all levels of the capital structure, including first and second lien debt, notes, bonds and mezzanine securities. As of February 27, 2013, NMFC owned approximately 60.0% of the common membership units of the Operating Company and New Mountain Finance AIV Holdings Corporation owned approximately 40.0% of the common membership units of the Operating Company.

NMFC may offer, from time to time, in one or more offerings, up to \$250,000,000 of its common stock. The common stock may be offered at prices and on terms to be described in one or more supplements to this prospectus. In addition, this prospectus relates to 18,393,938 shares of NMFC's common stock that may be sold by the selling stockholders identified under "Selling Stockholders". Sales of NMFC's common stock by the selling stockholders, which may occur at prices below the net asset value per share of NMFC's common stock, may adversely affect the market price of NMFC's common stock and may make it more difficult for NMFC to raise capital.

The offering price per share of NMFC's common stock less any underwriting commissions or discounts will generally not be less than the net asset value per share of NMFC's common stock at the time we make the offering. However, NMFC may issue shares of its common stock pursuant to this prospectus at a price per share that is less than its net asset value per share (i) with the prior approval of the majority of its common stockholders or (ii) under such other circumstances as the Securities and Exchange Commission may permit.

The selling stockholders identified under "Selling Stockholders" acquired their respective shares of NMFC's common stock either through (i) the concurrent private placement to certain affiliates of NMFC in connection with NMFC's initial public offering or (ii) the formation transactions completed immediately prior to NMFC's initial public offering. Each offering by the selling stockholders of their shares of NMFC's common stock through agents, underwriters or dealers will be accompanied by a prospectus supplement that will identify the selling stockholders that are participating in such offering. NMFC and the Operating Company will not receive any proceeds from the sale of shares of NMFC's common stock by any of the selling stockholders.

NMFC's common stock may be offered directly to one or more purchasers, or through agents designated from time to time by us, or to or through underwriters or dealers. The prospectus supplement relating to an offering will identify any agents or underwriters involved in the sale of NMFC's common stock, and will disclose any applicable purchase price, fee, commission or discount arrangement between NMFC and its agents or underwriters or among NMFC's underwriters or the basis upon which such amount may be calculated. See "Plan of Distribution". NMFC may not sell any of its common stock through agents, underwriters or dealers without delivery of this prospectus and a prospectus supplement describing the method and terms of the offering of such common stock.

NMFC's common stock is traded on the New York Stock Exchange under the symbol "NMFC". On February 27, 2013, the last reported sales price on the New York Stock Exchange for NMFC's common stock was \$15.08 per share. Based on this last reported sales price of NMFC's common stock, the aggregate market value of the shares of NMFC's common stock held by the selling stockholders identified under "Selling Stockholders" is approximately \$277.4 million.

An investment in NMFC's common stock is very risky and highly speculative. Shares of closed-end investment companies, including business development companies, frequently trade at a discount to their net asset value. In addition, the companies in which NMFC invests, through the Operating Company, are subject to special risks. See "Risk Factors" beginning on page 23 to read about factors you should consider, including the risk of leverage, before investing in NMFC's common stock.

Neither the Securities and Exchange Commission nor any state securities commission has approved or disapproved of these securities, or determined if this prospectus is truthful or complete. Any representation to the contrary is a criminal offense.

This prospectus may not be used to consummate sales of shares of common stock unless accompanied by a prospectus supplement.

Please read this prospectus and any accompanying prospectus supplements before investing and keep each for future reference. This prospectus and any accompanying prospectus supplements contain important information about NMFC and the Operating Company that a prospective investor ought to know before investing in NMFC's common stock. NMFC and the Operating Company file annual, quarterly and current reports, proxy statements and other information with the Securities and Exchange Commission (<http://www.sec.gov>), which is available free of charge by contacting NMFC by mail at 787 Seventh Avenue, 48th Floor, New York, New York 10019 or on our website at <http://www.newmountainfinance.com>.

March 1, 2013

You should rely only on the information contained in this prospectus and any accompanying prospectus supplement. We have not authorized any dealer, salesman or other person to give any information or to make any representation other than those contained in this prospectus or any prospectus supplement to this prospectus. You must not rely upon any information or representation not contained in this prospectus or any such supplements as if we had authorized it. This prospectus and any such supplements do not constitute an offer to sell or a solicitation of any offer to buy any security other than the registered securities to which they relate, nor do they constitute an offer to sell or a solicitation of an offer to buy any securities in any jurisdiction to any person to whom it is unlawful to make such an offer or solicitation in such jurisdiction. The information contained in this prospectus and any such supplements is accurate as of the dates on their covers. Our business, financial condition, results of operations and prospects may have changed since then.

TABLE OF CONTENTS

| | |
|---|---------------------|
| PROSPECTUS SUMMARY | 1 |
| THE OFFERING | 11 |
| FEES AND EXPENSES | 16 |
| SELECTED FINANCIAL AND OTHER DATA | 19 |
| SELECTED QUARTERLY FINANCIAL DATA | 22 |
| RISK FACTORS | 23 |
| CAUTIONARY STATEMENT REGARDING FORWARD-LOOKING STATEMENTS | 57 |
| USE OF PROCEEDS | 58 |
| PRICE RANGE OF COMMON STOCK AND DISTRIBUTIONS | 59 |
| MANAGEMENT'S DISCUSSION AND ANALYSIS OF FINANCIAL CONDITION AND RESULTS OF OPERATIONS | 62 |
| SENIOR SECURITIES | 91 |
| BUSINESS | 92 |
| PORTFOLIO COMPANIES | 107 |
| MANAGEMENT | 114 |
| PORTFOLIO MANAGEMENT | 125 |
| INVESTMENT MANAGEMENT AGREEMENT | 127 |
| ADMINISTRATION AGREEMENT | 135 |
| LICENSE AGREEMENT | 135 |
| CERTAIN RELATIONSHIPS AND RELATED TRANSACTIONS | 136 |
| CONTROL PERSONS AND PRINCIPAL STOCKHOLDERS | 139 |
| SELLING STOCKHOLDERS | 142 |
| DETERMINATION OF NET ASSET VALUE | 144 |
| DIVIDEND REINVESTMENT PLAN | 147 |
| DESCRIPTION OF NMFC'S CAPITAL STOCK | 149 |
| DESCRIPTION OF STRUCTURE-RELATED AGREEMENTS | 153 |
| SHARES ELIGIBLE FOR FUTURE SALE | 160 |
| MATERIAL FEDERAL INCOME TAX CONSIDERATIONS | 161 |
| REGULATION | 178 |
| PLAN OF DISTRIBUTION | 184 |
| SAFEKEEPING AGENT, TRANSFER AND DISTRIBUTION PAYING AGENT AND REGISTRAR | 186 |
| BROKERAGE ALLOCATION AND OTHER PRACTICES | 186 |
| LEGAL MATTERS | 186 |
| INDEPENDENT REGISTERED PUBLIC ACCOUNTING FIRM | 186 |
| AVAILABLE INFORMATION | 187 |
| PRIVACY NOTICE | 187 |
| INDEX TO FINANCIAL STATEMENTS | F-1 |

ABOUT THIS PROSPECTUS

This prospectus is part of a registration statement that we have filed with the Securities and Exchange Commission ("SEC"), using the "shelf" registration process. Under the shelf registration process, which constitutes a delayed offering in reliance on Rule 415 under the Securities Act of 1933, as amended (the "Securities Act"), NMFC may offer, from time to time, in one or more offerings, up to \$250,000,000 of its common stock on terms to be determined at the time of the offering. In addition, this prospectus relates to 18,393,938 shares of NMFC's common stock that may be sold by the selling stockholders identified under "Selling Stockholders". The shares may be offered at prices and on terms described in one or more supplements to this prospectus. This prospectus provides you with a general description of the offerings of shares that NMFC may conduct pursuant to this prospectus. Each time NMFC uses this prospectus to offer shares, we will provide a prospectus supplement that will contain specific information about the terms of that offering. A prospectus supplement may also add, update or change information contained in this prospectus.

Please carefully read this prospectus and any such supplements together with any exhibits and the additional information described under "Available Information" and in the "Summary" and "Risk Factors" sections before you make an investment decision.

PROSPECTUS SUMMARY

The following summary contains basic information about offerings pursuant to this prospectus. It may not contain all the information that is important to you. For a more complete understanding of offerings pursuant to this prospectus, we encourage you to read this entire prospectus and the documents to which we have referred in this prospectus, together with any accompanying prospectus supplements, including the risks set forth under the caption "Risk Factors" in this prospectus and any accompanying prospectus supplement and the information set forth under the caption "Available Information" in this prospectus.

In this prospectus, unless the context otherwise requires, references to:

- "NMFC" refers to New Mountain Finance Corporation, a Delaware corporation, which was incorporated on June 29, 2010 in preparation for the initial public offering;
- "NMF SLF" refers to New Mountain Finance SPV Funding, L.L.C.;
- "Operating Company" refers to New Mountain Finance Holdings, L.L.C., a Delaware limited liability company, which is the operating company for our business. References to the Operating Company include New Mountain Finance Holdings, L.L.C.'s wholly-owned subsidiary, NMF SLF, unless the context otherwise requires. References to the Operating Company exclude NMF SLF when referencing the Operating Company's common membership units, board of directors, and credit facility or leverage;
- "Guardian AIV" refers to New Mountain Guardian AIV, L.P.;
- "AIV Holdings" refers to New Mountain Finance AIV Holdings Corporation, a Delaware corporation which was incorporated on March 11, 2011, of which Guardian AIV is the sole stockholder;
- "New Mountain Finance Entities", "we", "us" and "our" refer to NMFC, the Operating Company and AIV Holdings, collectively; except for references to the registration statement of which this prospectus forms a part and the offering of securities thereunder, in which case references to "we", "us" and "our" refer to NMFC and the Operating Company only.
- "Investment Adviser" refers to New Mountain Finance Advisers BDC, L.L.C., the Operating Company's investment adviser;
- "Administrator" refers to the New Mountain Finance Entities' administrator, New Mountain Finance Administration, L.L.C.;
- "New Mountain Capital" refers to New Mountain Capital Group, L.L.C. and its affiliates;
- "Predecessor Entities" refers to New Mountain Guardian (Leveraged), L.L.C. and New Mountain Guardian Partners, L.P., together with their respective direct and indirect wholly-owned subsidiaries prior to the initial public offering;
- "Holdings Credit Facility" refers to the Operating Company's Amended and Restated Loan and Security Agreement with Wells Fargo Bank, National Association, dated May 19, 2011, as amended;
- "SLF Credit Facility" refers to NMF SLF's Loan and Security Agreement with Wells Fargo Bank, National Association, dated October 27, 2010, as amended; and
- "Credit Facilities" refers to the Holding Credit Facility and the SLF Credit Facility, collectively.

Overview

The Operating Company is a Delaware limited liability company. The Operating Company is externally managed and has elected to be treated as a business development company ("BDC") under the Investment Company Act of 1940, as amended (the "1940 Act"). As such, the Operating Company is obligated to comply with certain regulatory requirements. The Operating Company intends to be treated as a partnership for federal income tax purposes for so long as it has at least two members.

The Operating Company is externally managed by the Investment Adviser. The Administrator provides the administrative services necessary for operations. The Investment Adviser and Administrator are wholly-owned subsidiaries of New Mountain Capital. New Mountain Capital is a firm with a track record of investing in the middle market and with assets under management (which includes amounts committed, not all of which have been drawn down and invested to date) totaling approximately \$9.0 billion as of September 30, 2012. New Mountain Capital focuses on investing in defensive growth companies across its private equity, public equity, and credit investment vehicles. The Operating Company, formerly known as New Mountain Guardian (Leveraged), L.L.C., was originally formed as a subsidiary of Guardian AIV by New Mountain Capital in October 2008. Guardian AIV was formed through an allocation of approximately \$300.0 million of the \$5.1 billion of commitments supporting New Mountain Partners III, L.P., a private equity fund managed by New Mountain Capital. In February 2009, New Mountain Capital formed a co-investment vehicle, New Mountain Guardian Partners, L.P., comprising \$20.4 million of commitments.

NMFC is a Delaware corporation that was originally incorporated on June 29, 2010. NMFC is a closed-end, non-diversified management investment company that has elected to be treated as a BDC under the 1940 Act. As such, NMFC is obligated to comply with certain regulatory requirements. NMFC has elected to be treated, and intends to comply with the requirements to continue to qualify annually, as a regulated investment company ("RIC") under Subchapter M of the Internal Revenue Code of 1986, as amended, (the "Code").

AIV Holdings is a Delaware corporation that was originally incorporated on March 11, 2011. Guardian AIV, a Delaware limited partnership, is AIV Holdings' sole stockholder. AIV Holdings is a closed-end, non-diversified management investment company that has elected to be treated as a BDC under the 1940 Act. As such, AIV Holdings is obligated to comply with certain regulatory requirements. AIV Holdings has elected to be treated, and intends to comply with the requirements to continue to qualify annually, as a RIC under the Code.

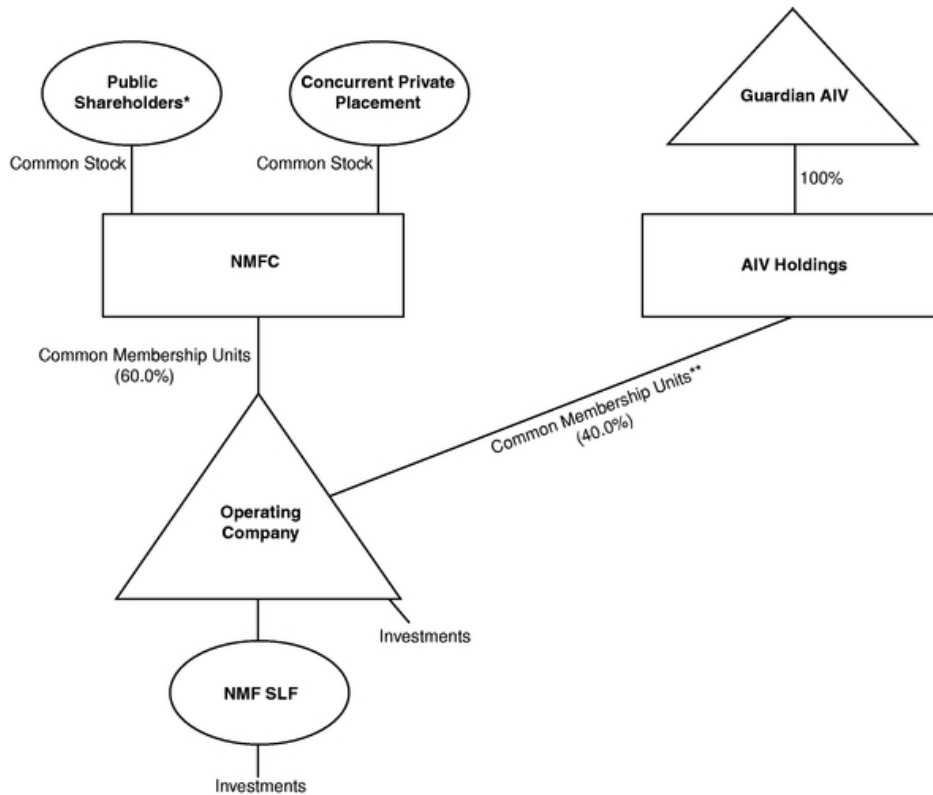
On May 19, 2011, NMFC priced its initial public offering (the "IPO") of 7,272,727 shares of common stock at a public offering price of \$13.75 per share. Concurrently with the closing of the IPO and at the public offering price of \$13.75 per share, NMFC sold an additional 2,172,000 shares of its common stock to certain executives and employees of, and other individuals affiliated with, New Mountain Capital in a concurrent private placement (the "Concurrent Private Placement"). Additionally, 1,252,964 shares were issued to the partners of New Mountain Guardian Partners, L.P. at that time for their ownership interest in the Predecessor Entities. In connection with NMFC's IPO and through a series of transactions, the Operating Company owns all of the operations of the Predecessor Entities, including all of the assets and liabilities related to such operations.

NMFC and AIV Holdings are holding companies with no direct operations of their own, and their sole asset is their ownership in the Operating Company. NMFC and AIV Holdings each entered into a joinder agreement with respect to the Limited Liability Company Agreement, as amended and restated, of the Operating Company, pursuant to which NMFC and AIV Holdings were admitted as members of the Operating Company. NMFC acquired from the Operating Company, with the gross proceeds of the IPO and the Concurrent Private Placement, common membership units ("units") of

the Operating Company (the number of units are equal to the number of shares of NMFC's common stock sold in the IPO and the Concurrent Private Placement). Additionally, NMFC received units of the Operating Company equal to the number of shares of common stock of NMFC issued to the partners of New Mountain Guardian Partners, L.P. Guardian AIV was the parent of the Operating Company prior to the IPO and, as a result of the transactions completed in connection with the IPO, obtained units in the Operating Company. Guardian AIV contributed its units in the Operating Company to its newly formed subsidiary, AIV Holdings, in exchange for common stock of AIV Holdings. AIV Holdings has the right to exchange all or any portion of its units in the Operating Company for shares of NMFC's common stock on a one-for-one basis at any time.

The current structure was designed to generally prevent NMFC and its stockholders from being allocated taxable income with respect to unrecognized gains that existed at the time of the IPO in the Predecessor Entities' assets, and rather such amounts would be allocated generally to AIV Holdings and its stockholders. The result is that any distributions made to NMFC's stockholders that are attributable to such gains generally will not be treated as taxable dividends but rather as return of capital.

The diagram below depicts our current organizational structure as of February 27, 2013.



* Includes partners of New Mountain Guardian Partners, L.P.

** These common membership units are exchangeable into shares of NMFC common stock on a one-for-one basis.

The Operating Company's investment objective is to generate current income and capital appreciation through the sourcing and origination of debt securities at all levels of the capital structure, including first and second lien debt, notes, bonds and mezzanine securities. In some cases, the Operating Company's investments may also include equity interests. The primary focus is in the debt of defensive growth companies, which are defined as generally exhibiting the following characteristics: (i) sustainable secular growth drivers, (ii) high barriers to competitive entry, (iii) high free cash flow after capital expenditure and working capital needs, (iv) high returns on assets and (v) niche market dominance.

As of September 30, 2012, the Operating Company's net asset value was \$520.4 million and its portfolio had a fair value of approximately \$858.9 million in 58 portfolio companies, with a weighted average Yield to Maturity of approximately 9.9%. This Yield to Maturity calculation assumes that all investments not on non-accrual are purchased at fair value on September 30, 2012 and held until their respective maturities with no prepayments or losses and exited at par at maturity. The actual yield to maturity may be higher or lower due to the future selection of the London Interbank Offered Rate ("LIBOR") contracts by the individual companies in the Operating Company's portfolio or other factors.

Recent Developments

On December 7, 2012, NMFC completed a public offering of 3,250,000 shares of its common stock at a public offering price of \$14.80 per share. In connection with the offering, the underwriters purchased an additional 320,063 shares with the exercise of the overallotment option to purchase up to an additional 487,500 shares of common stock. As a result of this public offering, NMFC and AIV Holdings owned approximately 59.9% and 40.1%, respectively, of the units of the Operating Company.

On December 18, 2012, the Operating Company entered into an eighth amendment to the Holdings Credit Facility. This amendment increased the maximum revolving borrowings under the \$185.0 million Holdings Credit Facility by \$25.0 million for a new maximum borrowing amount of \$210.0 million. The amount that the Operating Company is permitted to borrow under the Holdings Credit Facility was increased from 67.0% to 70.0% of the purchase price of specified first lien debt securities, subject to approval by Wells Fargo, National Association.

On December 18, 2012, NMF SLF entered into an eleventh amendment to the SLF Credit Facility. This amendment increased the maximum revolving borrowings under the \$200.0 million SLF Credit Facility by \$15.0 million for a new maximum borrowing amount of \$215.0 million. The amount that NMF SLF is permitted to borrow under the SLF Credit Facility was increased from 67.0% to 70.0% of the purchase price of pledged debt securities, subject to approval by Wells Fargo, National Association.

On December 27, 2012, the Operating Company's board of directors, and subsequently NMFC's board of directors, declared a special dividend distribution of \$0.14 per unit/share payable on January 31, 2013 to holders of record as of December 31, 2012.

The Investment Adviser

The Investment Adviser, a wholly-owned subsidiary of New Mountain Capital, manages the Operating Company's day-to-day operations and provides it with investment advisory and management services. In particular, the Investment Adviser is responsible for identifying attractive investment opportunities, conducting research and due diligence on prospective investments, structuring the Operating Company's investments and monitoring and servicing the Operating Company's investments. We currently do not have, and do not intend to have, any employees. As

of September 30, 2012, the Investment Adviser was supported by over 90 staff members of New Mountain Capital, including 62 investment professionals.

The Investment Adviser is managed by a five member investment committee (the "Investment Committee"), which is responsible for approving purchases and sales of the Operating Company's investments above \$5.0 million in aggregate by issuer. The Investment Committee currently consists of Steven B. Klinsky, Robert A. Hamwee, Adam Collins, Douglas Londal and Alok Singh. The Investment Committee is responsible for approving all of the Operating Company's investment purchases above \$5.0 million. The Investment Committee also monitors investments in the Operating Company's portfolio and approves all asset dispositions above \$5.0 million. Purchases and dispositions below \$5.0 million may be approved by the Operating Company's Chief Executive Officer. These approval thresholds are subject to change over time. We expect to benefit from the extensive and varied relevant experience of the investment professionals serving on the Investment Committee, which includes expertise in private equity, primary and secondary leveraged credit, private mezzanine finance and distressed debt.

Competitive Advantages

We believe that we have the following competitive advantages over other capital providers to middle market companies:

Proven and Differentiated Investment Style With Areas of Deep Industry Knowledge

In making its investment decisions, the Investment Adviser applies New Mountain Capital's long-standing, consistent investment approach that has been in place since its founding more than 10 years ago. We focus on companies in less well followed defensive growth niches of the middle market space where we believe few debt funds have built equivalent research and operational size and scale.

We benefit directly from New Mountain Capital's private equity investment strategy that seeks to identify attractive investment sectors from the top down and then works to become a well positioned investor in these sectors. New Mountain Capital focuses on companies and industries with sustainable strengths in all economic cycles, particularly ones that are defensive in nature, that are non-cyclical and can maintain pricing power in the midst of a recessionary and/or inflationary environment. New Mountain Capital focuses on companies within sectors in which it has significant expertise (examples include federal services, software, education, niche healthcare, business services, energy and logistics) while typically avoiding investments in companies with products or services that serve markets that are highly cyclical, have the potential for long-term decline, are overly-dependent on consumer demand or are commodity-like in nature.

In making its investment decisions, the Investment Adviser has adopted the approach of New Mountain Capital, which is based on three primary investment principles:

1. A generalist approach, combined with proactive pursuit of the highest quality opportunities within carefully selected industries, identified via an intensive and structured ongoing research process;
2. Emphasis on strong downside protection and strict risk controls; and
3. Continued search for superior risk adjusted returns, combined with timely, intelligent exits and outstanding return performance.

Experienced Management Team and Established Platform

The Investment Adviser's team members have extensive experience in the leveraged lending space. Steven B. Klinsky, New Mountain Capital's Founder, Chief Executive Officer and Managing Director and Chairman of the board of directors of the New Mountain Finance Entities, was a general partner of Forstmann Little & Co., a manager of debt and equity funds totaling multiple billions of dollars in the 1980s and 1990s. He was also a co-founder of Goldman, Sachs & Co.'s Leverage Buyout Group in the period from 1981 to 1984. Robert A. Hamwee, Chief Executive Officer and President of the New Mountain Finance Entities and Managing Director of New Mountain Capital, was formerly President of GSC Group, Inc. ("GSC"), where he was the portfolio manager of GSC's distressed debt funds and led the development of GSC's CLOs. Douglas Londal, Managing Director of New Mountain Capital, was previously co-head of Goldman, Sachs & Co.'s United States ("U.S.") mezzanine debt team. Alok Singh, Managing Director of New Mountain Capital, has extensive experience structuring debt products as a long-time partner at Bankers Trust Company.

Many of the debt investments that the Operating Company has made to date have been in the same companies with which New Mountain Capital has already conducted months of intensive acquisition due diligence related to potential private equity investments. We believe that private equity underwriting due diligence is usually more robust than typical due diligence for loan underwriting. In its underwriting of debt investments, the Investment Adviser is able to utilize the research and hands-on operating experience that New Mountain Capital's private equity underwriting teams possess regarding the individual companies and industries. Business and industry due diligence is led by a team of investment professionals of the Investment Adviser that generally consists of three to seven individuals, typically based on their relevant company and/or industry specific knowledge. Additionally, the Investment Adviser is also able to utilize its relationships with operating management teams and other private equity sponsors. We believe this differentiates us from many of our competitors.

Significant Sourcing Capabilities and Relationships

We believe the Investment Adviser's ability to source attractive investment opportunities is greatly aided by both New Mountain Capital's historical and current reviews of private equity opportunities in the business segments we target. To date, a significant majority of the investments that the Operating Company has made are in the debt of companies and industry sectors that were first identified and reviewed in connection with New Mountain Capital's private equity efforts, and the majority of our current pipeline reflects this as well. Furthermore, the Investment Adviser's investment professionals have deep and longstanding relationships in both the private equity sponsor community and the lending/agency community which they have and will continue to utilize to generate investment opportunities.

Risk Management through Various Cycles

New Mountain Capital has emphasized tight control of risk since its inception and long before the recent global financial distress began. To date, New Mountain Capital has never experienced a bankruptcy of any of its portfolio companies in its private equity efforts or with respect to the Predecessor Entities' business. The Investment Adviser seeks to emphasize tight control of risk with our investments in several important ways, consistent with New Mountain Capital's historical approach. In particular, the Investment Adviser:

- Emphasizes the origination or purchase of debt in what the Investment Adviser believes are defensive growth companies, which are less likely to be dependent on macro-economic cycles;

- Targets investments in companies that are preeminent market leaders in their own industries, and when possible, investments in companies that have strong management teams whose skills are difficult for competitors to acquire or reproduce; and
- Emphasizes capital structure seniority in the Investment Adviser's underwriting process.

Access to Non Mark to Market, Seasoned Leverage Facilities

The amounts available under the Credit Facilities are generally not subject to reduction as a result of mark to market fluctuations in the Operating Company's portfolio investments. For a detailed discussion of the Credit Facilities, see "Management's Discussion and Analysis of Financial Conditions and Results of Operations — Liquidity and Capital Resources".

Market Opportunity

We believe that the size of the market for investments that we target, coupled with the demands of middle market companies for flexible sources of capital at competitive terms and rates, create an attractive investment environment for us.

- *The leverage finance market has a high level of financing needs over the next several years due to significant bank debt maturities.* We believe that the large dollar volume of loans that need to be refinanced will present attractive opportunities to invest capital in a manner consistent with our stated objectives.
- *Middle market companies continue to face difficulties in accessing the capital markets.* We believe opportunities to serve the middle market will continue to exist. While many middle market companies were formerly able to raise funds by issuing high-yield bonds, we believe this approach to financing has become more difficult in recent years as institutional investors have sought to invest in larger, more liquid offerings. In addition, many private finance companies and hedge funds have reduced their middle market lending activities due to decreased availability of their own financing.
- *Consolidation among commercial banks has reduced the focus on middle market lending.* We believe that many traditional bank lenders to middle market businesses have either exited or de-emphasized their service and product offerings in the middle market. These traditional lenders have instead focused on lending and providing other services to large corporate clients. We believe this has resulted in fewer key players and the reduced availability of debt capital to the companies we target.
- *Attractive pricing.* Reduced access to, and availability of, debt capital typically increases the interest rates, or pricing, of loans for middle market lenders. Recent primary debt transactions in this market often include upfront fees, prepayment protections and, in some cases, warrants to purchase common stock, all of which should enhance the profitability of new loans to lenders.
- *Conservative deal structures.* As a result of the credit crisis, many lenders are requiring larger equity contributions from financial sponsors. Larger equity contributions create an enhanced margin of safety for lenders because leverage is a lower percentage of the implied enterprise value of the company.
- *Large pool of uninvested private equity capital available for new buyouts.* We expect that private equity firms will continue to pursue acquisitions and will seek to leverage their equity investments with mezzanine loans and/or senior loans (including traditional first and second lien, as well as unitranche loans) provided by companies such as ours.

Operating and Regulatory Structure

NMFC and the Operating Company are closed-end, non-diversified management investment companies that have elected to be treated as BDCs under the 1940 Act and are required to maintain an asset coverage ratio, as defined in the 1940 Act, of at least 200.0%. NMFC has no material long-term liabilities itself and its only business and sole asset is its ownership of units of the Operating Company. As a result, NMFC looks to the Operating Company's assets for purposes of satisfying the requirements under the 1940 Act otherwise applicable to NMFC. See "Regulation". The Operating Company and NMF SLF have long term liabilities related to the Credit Facilities.

NMFC has elected to be treated, and intends to comply with the requirements to continue to qualify annually, as a RIC under Subchapter M of the Code. See "Material Federal Income Tax Considerations". As a RIC, NMFC generally will not have to pay corporate-level federal income taxes on any net ordinary income or capital gains that it timely distributes to its stockholders as dividends if it meets certain source-of-income, distribution and asset diversification requirements. The Operating Company intends to make distributions to its unit holders that will be sufficient to enable NMFC to pay quarterly distributions to its stockholders and to maintain its status as a RIC. NMFC intends to distribute to its stockholders substantially all of its annual taxable income, except that it may retain certain net capital gains for reinvestment in units of the Operating Company.

Risks

An investment in NMFC's common stock involves risk, including the risk of leverage and the risk that our operating policies and strategies may change without prior notice to NMFC stockholders or prior stockholder approval. See "Risk Factors" and the other information included in this prospectus for a discussion of factors you should carefully consider before deciding to invest in shares of NMFC's common stock. The value of the Operating Company's assets, as well as the market price of NMFC's shares, will fluctuate. Our investments may be risky, and you may lose all or part of your investment in NMFC. Investing in NMFC involves other risks, including the following:

- We have a limited operating history;
- The Operating Company may suffer credit losses;
- The Operating Company does not expect to replicate the Predecessor Entities' historical performance or the historical performance of other entities managed or supported by New Mountain Capital;
- There is uncertainty as to the value of the Operating Company's portfolio investments because most of its investments are, and may continue to be in private companies and recorded at fair value. In addition, because NMFC is a holding company, the fair values of the Operating Company's investments are determined by the Operating Company's board of directors in accordance with the Operating Company's valuation policy;
- The Operating Company's ability to achieve its investment objective depends on key investment personnel of the Investment Adviser. If the Investment Adviser were to lose any of its key investment personnel, the Operating Company's ability to achieve its investment objective could be significantly harmed;
- The Investment Adviser has limited experience managing a BDC or a RIC, which could adversely affect our business;
- The Operating Company operates in a highly competitive market for investment opportunities and may not be able to compete effectively;

- Our business, results of operations and financial condition depends on the Operating Company's ability to manage future growth effectively;
- The Operating Company borrows money, which could magnify the potential for gain or loss on amounts invested in us and increase the risk of investing in us;
- Changes in interest rates may affect the Operating Company's cost of capital and net investment income;
- Regulations governing the operations of BDCs will affect our ability to raise additional equity capital as well as our ability to issue senior securities or borrow for investment purposes, any or all of which could have a negative effect on our investment objectives and strategies;
- We may experience fluctuations in our annual and quarterly results due to the nature of our business;
- The Operating Company's board of directors may change its investment objective, operating policies and strategies without prior notice or member approval, the effects of which may be adverse to your interest as a stockholder;
- NMFC will be subject to corporate-level federal income tax on all of its income if it is unable to maintain RIC status under Subchapter M of the Code, which would have a material adverse effect on its financial performance;
- NMFC may not be able to pay you distributions on its common stock, its distributions to you may not grow over time and a portion of its distributions to you may be a return of capital for federal income tax purposes;
- The Operating Company's investments in portfolio companies may be risky, and the Operating Company could lose all or part of any of its investments;
- The lack of liquidity in the Operating Company's investments may adversely affect our business;
- Economic recessions or downturns could impair the Operating Company's portfolio companies and harm its operating results;
- NMFC is a holding company with no direct operations of its own, and will depend on distributions from the Operating Company to meet its ongoing obligations;
- Any future exchange by AIV Holdings of units of the Operating Company for shares of NMFC's common stock would significantly dilute the voting power of NMFC's current stockholders with respect to the election of NMFC directors or other matters that require the approval of NMFC stockholders only. In addition, the interests of the partners of Guardian AIV following such exchange by AIV Holdings may be adverse to the interests of NMFC's current stockholders and could limit your ability to influence the outcome of key transactions, including any change of control;
- The market price of NMFC's common stock may fluctuate significantly; and
- Sales of substantial amounts of NMFC's common stock in the public market may have an adverse effect on the market price of its common stock.

Company Information

Our administrative and executive offices are located at 787 Seventh Avenue, 48th Floor, New York, New York 10019, and our telephone number is (212) 720-0300. We maintain a website at <http://www.newmountainfinance.com>. Information contained on our website is not incorporated by

reference into this prospectus, and you should not consider information contained on our website to be part of this prospectus.

Presentation of Historical Financial Information and Market Data

Historical Financial Information

Unless otherwise indicated, historical references contained in this prospectus in "Selected Financial and Other Data", "Selected Quarterly Data", "Management's Discussion and Analysis of Financial Condition and Results of Operations", "Senior Securities" and "Portfolio Companies" relate to the Operating Company, which is NMFC's sole investment. The consolidated financial statements of New Mountain Finance Holdings, L.L.C., formerly known as New Mountain Guardian (Leveraged), L.L.C., and New Mountain Guardian Partners, L.P. are the Operating Company's historical consolidated financial statements.

Market Data

Statistical and market data used in this prospectus has been obtained from governmental and independent industry sources and publications. We have not independently verified the data obtained from these sources, and we cannot assure you of the accuracy or completeness of the data. Forward-looking information obtained from these sources is subject to the same qualifications and the additional uncertainties regarding the other forward-looking statements contained in this prospectus. See "Cautionary Statement Regarding Forward-Looking Statements".

THE OFFERING

We may offer, from time to time, up to \$250,000,000 of NMFC's common stock on terms to be determined at the time of each offering. We will offer NMFC's shares of common stock at prices and on terms to be set forth in one or more supplements to this prospectus. The offering price per share of NMFC's shares, less any underwriting commissions or discounts, generally will not be less than the net asset value per share of our common stock at the time of an offering. However, we may issue shares of NMFC's common stock pursuant to this prospectus at a price per share that is less than NMFC's net asset value per share (i) with the prior approval of the majority of NMFC's common stockholders or (ii) under such other circumstances as the SEC may permit. Any such issuance of shares of NMFC's common stock below net asset value may be dilutive to the net asset value of NMFC's common stock. See "Risk Factors — Risks Relating to Offerings Pursuant to this Prospectus". In addition, this prospectus relates to 18,393,938 shares of NMFC's common stock that may be sold by the selling stockholders identified under "Selling Stockholders". Sales of NMFC's common stock by the selling stockholders, which may occur at prices below the net asset value per share of NMFC's common stock, may adversely affect the market price of NMFC's common stock and may make it more difficult for NMFC to raise capital.

NMFC's shares may be offered directly to one or more purchasers, or through agents designated from time to time by us, or to or through underwriters or dealers. The prospectus supplement relating to an offering will identify any agents or underwriters involved in the sale of NMFC's shares, and will disclose any applicable purchase price, fee, commission or discount arrangement between us and our agents or underwriters or among our underwriters or the basis upon which such amount may be calculated. See "Plan of Distribution". We may not sell any of NMFC's shares through agents, underwriters or dealers without delivery of this prospectus and a prospectus supplement describing the method and terms of the offering of such shares of common stock.

Set forth below is additional information regarding offerings of NMFC's shares of common stock:

Use of Proceeds

Unless otherwise specified in a prospectus supplement, the Operating Company intends to use the net proceeds from the sale of NMFC's common stock for new investments in portfolio companies in accordance with the Operating Company's investment objective and strategies described in this prospectus, to temporarily repay indebtedness (which will be subject to reborrowing), to pay our operating expenses and distributions to our stockholders/unit holders and for general corporate purposes, and other working capital needs. Pending such use, the Operating Company will invest the net proceeds primarily in cash, cash equivalents, U.S. government securities and other high-quality investments that mature in one year or less from the date of the investment. These securities may have lower yields than the types of investments we would typically make in accordance with our investment objective and, accordingly, may result in lower distributions, if any, during such period. Each supplement to this prospectus relating to an offering will more fully identify the use of the proceeds from such offering. See "Use of Proceeds".

We will not receive any proceeds from any sale of common stock by the selling stockholders identified under "Selling Stockholders".

New York Stock Exchange Symbol

"NMFC"

Investment Advisory Fees

NMFC does not have an investment adviser. The Operating Company pays the Investment Adviser a fee for its services under an investment advisory and management agreement (the "Investment Management Agreement") consisting of two components — a base management fee and an incentive fee. The base management fee is payable quarterly in arrears and is calculated at an annual rate of 1.75% of the Operating Company's gross assets less (i) the borrowings under the SLF Credit Facility and (ii) cash and cash equivalents. The base management fee is calculated based on the average value of the Operating Company's gross assets, borrowings under the SLF Credit Facility, and the cash and cash equivalents at the end of each of the two most recently completed calendar quarters, and appropriately adjusted on a pro rata basis for any equity capital raises or repurchases during the current calendar quarter. The incentive fee consists of two parts. The first part is calculated and payable quarterly in arrears and equals 20.0% of the Operating Company's "Pre-Incentive Fee Adjusted Net Investment Income" for the immediately preceding quarter, subject to a "preferred return", or "hurdle", and a "catch-up" feature. The second part will be determined and payable in arrears as of the end of each calendar year (or upon termination of the Investment Management Agreement) and will equal 20.0% of the Operating Company's "Adjusted Realized Capital Gains", if any, on a cumulative basis from inception through the end of the year, computed net of all "Adjusted Realized Capital Losses" and "Adjusted Unrealized Capital Depreciation" on a cumulative basis, less the aggregate amount of any previously paid capital gain incentive fee. See "Investment Management Agreement".

Administrator

The Administrator serves as the administrator for us and arranges office space for us and provides us with office equipment and administrative services. The Administrator performs, or oversees the performance of, our financial records, prepares reports to our stockholders/unit holders and reports filed by us with the SEC, monitors the payment of our expenses, and oversees the performance of administrative and professional services rendered to us by others. The Operating Company reimburses the Administrator for the New Mountain Finance Entities' allocable portion of overhead and other expenses incurred by the Administrator in performing its obligations to the New Mountain Finance Entities under an administration

agreement, as amended and restated (the "Administration Agreement"). See "Administration Agreement".

Distributions

NMFC intends to pay quarterly distributions to its stockholders out of assets legally available for distribution. The quarterly distributions, if any, will be determined by NMFC's board of directors. The distributions NMFC pays to its stockholders in a year may exceed its taxable income for that year and, accordingly, a portion of such distributions may constitute a return of capital for federal income tax purposes. The specific tax characteristics of NMFC's distributions will be reported to stockholders after the end of the calendar year. The Operating Company intends to make distributions to its members that will be sufficient to enable NMFC to pay quarterly distributions to its stockholders. See "Distributions".

Taxation of NMFC

NMFC has elected to be treated, and intends to comply with the requirements to continue to qualify annually, as a RIC under Subchapter M of the Code. As a RIC, NMFC generally will not pay corporate-level federal income taxes on any net ordinary income or capital gains that it timely distributes to its stockholders as dividends. To maintain its RIC status, NMFC must meet specified source-of-income and asset diversification requirements and distribute annually to its stockholders at least 90.0% of its net ordinary income and realized net short-term capital gains in excess of realized net long-term capital losses, if any. The Operating Company intends to make distributions to its members that will be sufficient to enable NMFC to obtain and maintain its status as a RIC. See "Distributions" and "Material Federal Income Tax Considerations".

Taxation of Operating Company

The Operating Company intends to be treated as a partnership for federal income tax purposes for as long as it has at least two members. As a result, the Operating Company will itself not be subject to federal income tax. Rather, each of the Operating Company's unit holders, including NMFC, will be required to take into account, for federal income tax purposes, its allocable share of the Operating Company's items of income, gain, loss, deduction and credit. NMF SLF expects to be treated as a disregarded entity for federal income tax purposes. As a result, NMF SLF will itself not be subject to federal income tax and, for federal income tax purposes, the Operating Company will take into account all of NMF SLF's assets and items of income, gain, loss, deduction and credit. See "Material Federal Income Tax Considerations".

Dividend Reinvestment Plan

NMFC has adopted an "opt out" dividend reinvestment plan for its stockholders. As a result, if NMFC declares a distribution, then your cash distributions will be automatically reinvested in additional shares of NMFC's

common stock, unless you specifically "opt out" of the dividend reinvestment plan so as to receive cash distributions. Stockholders who receive distributions in the form of stock will be subject to the same federal income tax consequences as stockholders who elect to receive their distributions in cash. Cash distributions reinvested in additional shares of NMFC's common stock will be automatically reinvested by NMFC in additional units of the Operating Company. NMFC will use only newly issued shares to implement the plan if the price at which newly issued shares are to be credited is equal to or greater than 110.0% of the last determined net asset value of the shares. NMFC reserves the right to purchase shares of its common stock in the open market in connection with its implementation of the plan if the price at which its newly issued shares are to be credited does not exceed 110.0% of the last determined net asset value of the shares. See "Dividend Reinvestment Plan".

Trading at a Discount

Shares of closed-end investment companies frequently trade at a discount to their net asset value. The possibility that NMFC's common stock may trade at a discount to its net asset value per share is separate and distinct from the risk that its net asset value per share may decline. We cannot predict whether NMFC's common stock will trade above, at or below net asset value.

License Agreement

The New Mountain Finance Entities have entered into a royalty-free license agreement with New Mountain Capital, pursuant to which New Mountain Capital has agreed to grant the New Mountain Finance Entities a non-exclusive license to use the names "New Mountain" and "New Mountain Finance". See "License Agreement".

Leverage

We expect to continue to use leverage to make investments. As a result, we may continue to be exposed to the risks of leverage, which include that leverage may be considered a speculative investment technique. The use of leverage magnifies the potential for gain and loss on amounts we invest and therefore, indirectly, increases the risks associated with investing in shares of NMFC's common stock. See "Risk Factors".

Anti-Takeover Provisions

The New Mountain Finance Entities' respective boards of directors are divided into three classes of directors serving staggered three-year terms. This structure is intended to provide us with a greater likelihood of continuity of management, which may be necessary for us to realize the full value of our investments. A staggered board of directors also may serve to deter hostile takeovers or proxy contests, as may certain other measures that we may adopt. These measures may delay, defer or prevent a transaction or a change in control that might otherwise be in the best

interests of NMFC stockholders. See "Description of NMFC's Capital Stock — Delaware Law and Certain Certificate of Incorporation and Bylaw Provisions; Anti-Takeover Measures".

Available Information

We have filed with the SEC a registration statement on Form N-2 together with all amendments and related exhibits under the Securities Act. The registration statement contains additional information about us and the shares of common stock being offered by this prospectus.

We are required to file annual, quarterly and current reports, proxy statements and other information with the SEC under the Securities Exchange Act of 1934, as amended (the "Exchange Act"). This information is available at the SEC's public reference room at 100 F Street, NE, Washington, District of Columbia 20549 and on the SEC's website at <http://www.sec.gov>. The public may obtain information on the operation of the SEC's public reference room by calling the SEC at 1-800-SEC-0330. This information is also available free of charge by contacting us at New Mountain Finance Corporation, 787 Seventh Avenue, 48th Floor, New York, New York 10019, by telephone at (212) 720-0300, or on our website at <http://www.newmountainfinance.com>. Information contained on our website or on the SEC's web site about us is not incorporated into this prospectus and you should not consider information contained on our website or on the SEC's website to be part of this prospectus.

FEES AND EXPENSES

The following table is intended to assist you in understanding the costs and expenses that you will bear directly or indirectly. We caution you that some of the percentages indicated in the table below are estimates and may vary. Except where the context suggests otherwise, whenever this prospectus contains a reference to fees or expenses paid by "you", "NMFC", the "Operating Company", or "us" or that "we", "NMFC", or the "Operating Company" will pay fees or expenses, stockholders will indirectly bear such fees or expenses through NMFC's investment in the Operating Company.

| | |
|--|----------------|
| Stockholder transaction expenses: | |
| Sales load (as a percentage of offering price) | N/A(1) |
| Offering expenses borne by us (as a percentage of offering price) | N/A(2) |
| Dividend reinvestment plan fees | N/A(3) |
| Total stockholder transaction expenses (as a percentage of offering price) | —% |
| | |
| Annual expenses (as a percentage of net assets attributable to common stock): | |
| Base management fees | 2.0%(4) |
| Incentive fees payable under the Investment Management Agreement | 3.0%(5) |
| Interest payments on borrowed funds | 1.6%(6) |
| Other expenses | 1.0%(7) |
| Total annual expenses | 7.6%(8) |

Example

The following example, required by the SEC, demonstrates the projected dollar amount of total cumulative expenses that would be incurred over various periods with respect to a hypothetical investment in NMFC's common stock. In calculating the following expense amounts, we have assumed that our borrowings and annual operating expenses would remain at the levels set forth in the table above. In the event that shares to which this prospectus relates are sold to or through underwriters, a corresponding prospectus supplement will restate this example to reflect the applicable sales load and offering expenses.

| | | | | |
|---|---------------|----------------|----------------|-----------------|
| | 1 Year | 3 Years | 5 Years | 10 Years |
| You would pay the following expenses on a \$1,000 investment, assuming a 5.0% annual return | \$ 46 | \$ 139 | \$ 232 | \$ 465 |

The example and the expenses in the tables above should not be considered a representation of future expenses, and actual expenses may be greater or less than those shown.

While the example assumes, as required by the applicable rules of the SEC, a 5.0% annual return, our performance will vary and may result in a return greater or less than 5.0%. The incentive fee under the Investment Management Agreement, which, assuming a 5.0% annual return, would either not be payable or would have an insignificant impact on the expense amounts shown above, is not included in the above example. The above illustration assumes that we will not realize any capital gains (computed net of all realized capital losses and unrealized capital depreciation) in any of the indicated time periods. If we achieve sufficient returns on our investments, including through the realization of capital gains, to trigger an incentive fee of a material amount, our expenses and returns to our investors would be higher. For example, if we assumed that we received our 5.0% annual return completely in the form of net realized capital gains on our investments, computed net

of all cumulative unrealized depreciation on our investments, the projected dollar amount of total cumulative expenses set forth in the above illustration would be as follows:

| | <u>1 Year</u> | <u>3 Years</u> | <u>5 Years</u> | <u>10 Years</u> |
|---|---------------|----------------|----------------|-----------------|
| You would pay the following expenses on a \$1,000 investment, assuming a 5.0% annual return | \$ 56 | \$ 166 | \$ 274 | \$ 538 |

The example assumes no sales load. In addition, while the examples assume reinvestment of all distributions at net asset value, participants in NMFC's dividend reinvestment plan will receive a number of shares of NMFC's common stock determined by dividing the total dollar amount of the distribution payable to a participant by the market price per share of NMFC's common stock at the close of trading on the dividend payment date. The market price per share of NMFC's common stock may be at, above or below net asset value. See "Dividend Reinvestment Plan" for additional information regarding the dividend reinvestment plan.

- (1) In the event that the shares to which this prospectus relates are sold to or through underwriters, a corresponding prospectus supplement will disclose the applicable sales load.
- (2) The prospectus supplement corresponding to each offering, including each underwritten offering by any of the selling stockholders identified under "Selling Stockholders", will disclose the applicable estimated amount of offering expenses, the offering price and the offering expenses borne by us as a percentage of the offering price.
- (3) The de minimus expenses of the dividend reinvestment plan are included in "other expenses".
- (4) The base management fee under the Investment Management Agreement is based on an annual rate of 1.75% of the Operating Company's average gross assets for the two most recent quarters less (i) the borrowings under the SLF Credit Facility and (ii) cash and cash equivalents. The base management fees reflected in the table above is based on the nine months ended September 30, 2012. See "Investment Management Agreement".
- (5) Assumes that annual incentive fees earned by the Investment Adviser remain consistent with the incentive fees earned by the Investment Adviser during the nine months ended September 30, 2012 and includes accrued capital gains incentive fee. These accrued capital gains incentive fees would be paid by the Operating Company if the Operating Company ceased operations on September 30, 2012 and liquidated its investments at the September 30, 2012 valuation. As we cannot predict whether the Operating Company will meet the thresholds for incentive fees under the Investment Management Agreement, the incentive fees paid in subsequent periods, if any, may be substantially different than the fees incurred during the nine months ended September 30, 2012. For more detailed information about the incentive fee calculations, see the "Investment Management Agreement" section of this prospectus.
- (6) We may borrow funds from time to time to make investments to the extent we determine that additional capital would allow us to take advantage of additional investment opportunities or if the economic situation is otherwise conducive to doing so. The costs associated with these borrowings are indirectly borne by NMFC's stockholders through its investment in the Operating Company. As of September 30, 2012, the Operating Company had \$135.7 million and \$200.0 million of indebtedness outstanding under the Holdings Credit Facility and the SLF Credit Facility, respectively. For purposes of this calculation, we have assumed the September 30, 2012 amounts outstanding under these credit facilities, and have computed interest expense using an assumed interest rate of 3.0% for the Holdings Credit Facility and 2.2% for the SLF Credit Facility, which were the rates payable as of September 30, 2012. See "Senior Securities".

-
- (7) "Other expenses" include the New Mountain Finance Entities' overhead expenses, including payments by the Operating Company under the Administration Agreement based on the allocable portion of overhead and other expenses incurred by the Administrator in performing its obligations to the New Mountain Finance Entities under the Administration Agreement. Pursuant to the Administration Agreement, and further restricted by the Operating Company, expenses payable to the Administrator by the Operating Company as well as other direct and indirect expenses (excluding interest, other credit facility expenses, trading expenses and management and incentive fees) have been capped at \$3.5 million for the time period from April 1, 2012 to March 31, 2013. This expense ratio does not include the expense cap of \$3.5 million. Assuming \$3.5 million of annual expense, the expense ratio would be 0.7%. See "Administration Agreement".
- (8) The holders of shares of NMFC's common stock indirectly bear the cost associated with our annual expenses through NMFC's investment in the Operating Company.
-

SELECTED FINANCIAL AND OTHER DATA

The selected financial data should be read in conjunction with the respective financial statements and related combined notes thereto and "Management's Discussion and Analysis of Financial Condition and Results of Operations" included in this prospectus. Financial information for the years ended December 31, 2011, December 31, 2010, December 31, 2009 and for the period October 29, 2008 (commencement of operations) to December 31, 2008 has been derived from our financial statements that were audited by Deloitte & Touche, LLP, an independent registered public accounting firm. The financial information for the nine months ended September 30, 2012 was derived from our unaudited financial statements and related notes. In the opinion of management, all adjustments, consisting solely of normal recurring accruals, considered necessary for the fair presentation of financial statements for the interim periods, have been included. Our results for the interim period may not be indicative of our results for the full year. See "Management's Discussion and Analysis of Financial Condition and Results of Operations" and "Senior Securities" below for more information.

| | Nine months ended September 30, 2012 | Year ended December 31, | | | Period from October 29, 2008 (commencement of operations) to December 31, 2008 |
|---|---|-------------------------|------------|------------|---|
| | | 2011 | 2010 | 2009 | |
| (in thousands except shares and per share data) | | | | | |
| New Mountain Finance Holdings, L.L.C. | | | | | |
| Statement of Operations Data: | | | | | |
| Total investment income | \$ 61,073 | \$ 56,523 | \$ 41,375 | \$ 21,767 | \$ 256 |
| Net expenses | 29,378 | 17,998 | 3,911 | 1,359 | — |
| Net investment income | 31,695 | 38,525 | 37,464 | 20,408 | 256 |
| Net realized and unrealized gains (losses) | 25,301 | (6,848) | 26,328 | 105,272 | (1,435) |
| Net increase (decrease) in net assets resulting from operations | 56,996 | 31,677 | 63,792 | 125,680 | (1,179) |
| Per share data: | | | | | |
| Net asset value | \$ 14.10 | \$ 13.60 | N/A | N/A | N/A |
| Net increase (decrease) in net assets resulting from operations (basic and diluted) | 1.74 | 1.02 | N/A | N/A | N/A |
| Dividends paid(1) | 1.23 | 0.86 | N/A | N/A | N/A |
| Balance sheet data: | | | | | |
| Total assets | \$ 886,828 | \$ 730,579 | \$ 460,224 | \$ 330,558 | \$ 61,669 |
| SLF Credit Facility | 200,000 | 165,928 | 56,936 | — | — |
| Holdings Credit Facility | 135,665 | 129,038 | 59,697 | 77,745 | — |
| Total net assets | 520,355 | 420,502 | 241,927 | 239,441 | 30,354 |
| Other data: | | | | | |
| Total return at net asset value(2) | 13.06% | 10.09% | 26.54% | 76.38% | NM |
| Number of portfolio companies at period end | 58 | 55 | 43 | 24 | 6 |
| Total new investments for the period | \$ 392,162 | \$ 493,331 | \$ 332,708 | \$ 268,382 | \$ 63,018 |
| Investment sales and prepayments for the period | 268,370 | 231,962 | 258,202 | 125,430 | 132 |
| Weighted average Yield to Maturity on debt portfolio at period end(3) (unaudited) | 9.9% | 10.7% | —(4) | —(4) | —(4) |
| Weighted average Adjusted Yield to Maturity on debt portfolio at period end(5) (unaudited) | —(5) | 13.1% | 12.5% | 12.7% | 18.8% |
| Weighted average common membership units outstanding at period end | 32,671,954 | 30,919,629 | N/A | N/A | N/A |
| Portfolio turnover | 34.77% | 42.13% | 76.69% | 57.50% | 0.22% |

N/A — Fund was not unitized as of December 31, 2010, December 31, 2009 and December 31, 2008.

NM — Total return from commencement of operations through December 31, 2008 was deemed not meaningful due to the scaling of operations during this short time period.

- (1) Dividends paid in the nine months ended September 30, 2012 include a special dividend related to estimated realized capital gains attributable to the Operating Company's investments in Lawson Software, Inc. and Infor Lux Bond Company. Actual cash payments on the dividends declared to AIV Holdings, only, for the quarters ended March 31, 2012 and June 30, 2012, were made on April 4, 2012 and July 9, 2012, respectively.
- (2) For the nine months ended September 30, 2012, total return is calculated assuming a purchase at net asset value on the opening of the first day of the year and a sale at net asset value on the last day of the period. For the year ended December 31, 2011, total return is calculated in two parts: (1) from the opening of the first day of the year to NMFC's IPO date, total return is calculated based on net income over weighted average net assets and (2) from NMFC's IPO date to the last day of the year, total return is calculated assuming a purchase at net asset value on NMFC's IPO date and a sale at net asset value on the last day of the year. Dividends and distributions, if any, are assumed for purposes of this calculation, to be reinvested at net asset value. For the years ended December 31, 2010 and December 31, 2009, total return is the ratio of net income compared to capital, adjusted for capital contributions and distributions.
- (3) The Operating Company's weighted average Yield to Maturity calculation assumes that all investments not on non-accrual are purchased at fair value on the respective period ends and held until their respective maturities with no prepayments or losses and exited at par at maturity.
- (4) Prior to NMFC's IPO, for yield calculation purposes, NMF SLF was treated as a fully levered asset of the Operating Company with NMF SLF's net asset value being included in the yield to maturity calculations. Since NMF SLF is consolidated in accordance with GAAP, at the time of the IPO, the Operating Company began using the weighted average Yield to Maturity concept instead of the "Adjusted Yield to Maturity" concept for yield calculation purposes.
- (5) "Adjusted Yield to Maturity" assumes that the investments in the Operating Company's portfolio are purchased at fair value on the respective period ends and held until their respective maturities with no prepayments or losses and exited at par at maturity. This calculation excludes the impact of existing leverage, except for the non-recourse debt of NMF SLF. NMF SLF is treated as a fully levered asset of the Operating Company, with NMF SLF's net asset value being included for yield calculation purposes.

| | Nine months ended September 30, 2012 | Period from May 19, 2011 (commencement of operations) to December 31, 2011 |
|---|--|---|
| | (in thousands except shares and per share data) | |
| New Mountain Finance Corporation | | |
| Statement of Operations Data: | | |
| Total investment income allocated from the Operating Company | \$ 23,346 | \$ 13,669 |
| Net expenses allocated from the Operating Company | 11,313 | 5,324 |
| Net investment income allocated from the Operating Company | 12,033 | 8,345 |
| Net realized and unrealized gains (losses) allocated from the Operating Company | 9,988 | (4,235) |
| Net change in unrealized (depreciation) appreciation of investment in the Operating Company | (43) | 6,221 |
| Net increase (decrease) in net assets resulting from operations | 21,978 | 10,331 |
| Per share data: | | |
| Net asset value | \$ 14.10 | \$ 13.60 |
| Net increase (decrease) in net assets resulting from operations (basic) | 1.75 | 0.97 |
| Net increase (decrease) in net assets resulting from operations (diluted) | 1.74 | 0.38 |
| Dividends paid(1) | 1.23 | 0.86 |
| Balance sheet data: | | |
| Total assets | \$ 291,675 | \$ 145,487 |
| Total net assets | 291,675 | 145,487 |
| Other data: | | |
| Total return at market value(2) | 20.27% | 4.16% |
| Total return at net asset value(3) | 13.06% | 2.82% |
| Weighted average shares outstanding for the period | 12,537,607 | 10,697,691 |

- (1) Dividends paid in the nine months ended September 30, 2012 include a special dividend related to estimated realized capital gains attributable to the Operating Company's investments in Lawson Software, Inc. and Infor Lux Bond Company.
- (2) For the nine months ended September 30, 2012, total return is calculated assuming a purchase of common stock on the opening of the first day of the year and a sale on the closing of the last business day of the period. For the period ended December 31, 2011, total return is calculated assuming a purchase of common stock at IPO and a sale on the closing of the last business day of the period. Dividends and distributions, if any, are assumed for purposes of this calculation, to be reinvested at prices obtained under NMFC's dividend reinvestment plan.
- (3) For the nine months ended September 30, 2012, total return is calculated assuming a purchase at net asset value on the opening of the first day of the year and a sale at net asset value on the last business day of the period. For the period ended December 31, 2011, total return is calculated assuming a purchase at net asset value on the opening of the first day of the period and a sale at net asset value on the last day of the period. Dividends and distributions, if any, are assumed for purposes of this calculation, to be reinvested at the net asset value on the last day of the respective quarter.

SELECTED QUARTERLY FINANCIAL DATA

The following table sets forth certain quarterly financial data for the quarters ended September 30, 2012, June 30, 2012 and March 31, 2012 and for each of the quarters for the fiscal years ended December 31, 2011, December 31, 2010 and December 31, 2009 of the Operating Company and for the quarters ended September 30, 2012, June 30, 2012 and March 31, 2012 and for each of the quarters from May 19, 2011 (commencement of operations) through December 31, 2011 of NMFC. This data is derived from our unaudited financial statements. Results for any quarter are not necessarily indicative of results for the full year or for any future quarter.

The below selected quarterly financial data is for the Operating Company.

| Quarter Ended | Investment Income | | Net Investment Income | | Total Net Realized Gains and Net Changes in Unrealized Appreciation (Depreciation) of Investments | | Net Increase (Decrease) in Capital Resulting from Operations | |
|--------------------|---|----------|-----------------------|----------|---|----------|--|----------|
| | Total | Per Unit | Total | Per Unit | Total | Per Unit | Total | Per Unit |
| | (in thousands except for per unit data) | | | | | | | |
| September 30, 2012 | \$ 21,752 | \$ 0.60 | \$ 10,136 | \$ 0.28 | \$ 12,109 | \$ 0.34 | \$ 22,245 | \$ 0.62 |
| June 30, 2012 | 20,299 | 0.66 | 11,646 | 0.38 | (561) | (0.02) | 11,085 | 0.36 |
| March 31, 2012 | 19,022 | 0.62 | 9,913 | 0.32 | 13,754 | 0.45 | 23,667 | 0.77 |
| December 31, 2011 | \$ 17,127 | \$ 0.55 | \$ 9,540 | \$ 0.31 | \$ 8,317 | \$ 0.27 | \$ 17,857 | \$ 0.58 |
| September 30, 2011 | 15,069 | 0.49 | 10,002 | 0.32 | (21,255) | (0.68) | (11,253) | (0.36) |
| June 30, 2011 | 13,116 | 0.42 | 9,554 | 0.31 | (899) | (0.03) | 8,655 | 0.28 |
| March 31, 2011 | 11,212 | N/A | 9,429 | N/A | 6,990 | N/A | 16,419 | N/A |
| December 31, 2010 | \$ 9,820 | N/A | \$ 8,335 | N/A | \$ 7,978 | N/A | \$ 16,313 | N/A |
| September 30, 2010 | 13,881 | N/A | 13,145 | N/A | 5,560 | N/A | 18,705 | N/A |
| June 30, 2010 | 8,597 | N/A | 7,777 | N/A | (5,349) | N/A | 2,428 | N/A |
| March 31, 2010 | 9,077 | N/A | 8,208 | N/A | 18,138 | N/A | 26,346 | N/A |
| December 31, 2009 | \$ 7,617 | N/A | \$ 6,617 | N/A | \$ 1,617 | N/A | \$ 8,234 | N/A |
| September 30, 2009 | 6,148 | N/A | 6,030 | N/A | 33,709 | N/A | 39,739 | N/A |
| June 30, 2009 | 5,092 | N/A | 4,877 | N/A | 42,562 | N/A | 47,439 | N/A |
| March 31, 2009 | 2,910 | N/A | 2,883 | N/A | 27,385 | N/A | 30,268 | N/A |

N/A — Not applicable, as the Operating Company was not unitized until May 19, 2011.

The below selected quarterly financial data is for NMFC.

| Quarter Ended | Net Investment Income allocated from the Operating Company | | Total Net Realized and Unrealized Gains (Losses) | | Net Increase (Decrease) in Net Assets Resulting from Operations | |
|--------------------|--|-----------|--|-----------|---|-----------|
| | Total | Per Share | Total | Per Share | Total | Per Share |
| | (in thousands except for per share data) | | | | | |
| September 30, 2012 | \$ 4,574 | \$ 0.28 | \$ 5,381 | \$ 0.34 | \$ 9,955 | \$ 0.62 |
| June 30, 2012 | 4,029 | 0.38 | (194) | (0.02) | 3,835 | 0.36 |
| March 31, 2012 | 3,430 | 0.32 | 4,758 | 0.45 | 8,188 | 0.77 |
| December 31, 2011 | \$ 3,301 | \$ 0.31 | \$ 2,877 | \$ 0.27 | \$ 6,178 | \$ 0.58 |
| September 30, 2011 | 3,460 | 0.32 | (7,353) | (0.68) | (3,893) | (0.36) |
| June 30, 2011 | 1,584 | 0.15 | 6,462 | 0.60 | 8,046 | 0.75 |
| March 31, 2011 | N/A | N/A | N/A | N/A | N/A | N/A |

N/A — Not applicable, as NMFC did not commence operations until May 19, 2011.

RISK FACTORS

Investing in NMFC's common stock involves a number of significant risks. In addition to the other information contained in this prospectus and any accompanying prospectus supplement, you should consider carefully the following information before making an investment in NMFC's common stock. The risks set out below are not the only risks we face. Additional risks and uncertainties not presently known to us or not presently deemed material by us might also impair our operations and performance. If any of the following events occur, our business, financial condition and results of operations could be materially and adversely affected. In such case, our net asset value and the trading price of NMFC's common stock could decline, and you may lose all or part of your investment.

RISKS IN THE CURRENT ECONOMIC ENVIRONMENT

The downgrade of the U.S. credit rating and the economic crisis in Europe could negatively impact the Operating Company's liquidity, financial condition and earnings, thus affecting the financial condition and earnings of NMFC.

The U.S. debt ceiling and budget deficit concerns, together with signs of deteriorating sovereign debt conditions in Europe, have increased the possibility of additional credit-rating downgrades and economic slowdowns. Although U.S. lawmakers passed legislation to raise the federal debt ceiling, Standard & Poor's Ratings Services lowered its long-term sovereign credit rating on the U.S. from "AAA" to "AA+" in August 2011. The impact of this or any further downgrades to the U.S. government's sovereign credit rating, or its perceived creditworthiness, and the impact of the current crisis in Europe with respect to the ability of certain European Union countries to continue to service their sovereign debt obligations is inherently unpredictable and could adversely affect the U.S. and global financial markets and economic conditions. There can be no assurance that governmental or other measures to aid economic recovery will be effective. These developments, and the government's credit concerns in general, could cause interest rates and borrowing costs to rise, which may negatively impact both the perception of credit risk associated with the Operating Company's debt portfolio and its ability to access the debt markets on favorable terms. In addition, the decreased credit rating could create broader financial turmoil and uncertainty, which may weigh heavily on NMFC's stock price. Continued adverse economic conditions could have a material adverse effect on the New Mountain Finance Entities' business, financial condition and results of operations.

RISKS RELATED TO OUR BUSINESS AND STRUCTURE

We have a limited operating history.

NMFC is a newly-formed entity while the Operating Company commenced operations in October 2008, owning all of the operations, including all of the assets and liabilities, of the Predecessor Entities. NMFC is a holding company with no direct operations of its own, and its only business and sole asset is its ownership of units of the Operating Company. As a result, we are subject to many of the business risks and uncertainties associated with any new business, including the risk that we may not achieve the Operating Company's investment objective and that, as a result, the value of NMFC's common stock and the Operating Company's units could decline substantially.

The Operating Company may suffer credit losses.

Investments in small and middle market businesses are highly speculative and involve a high degree of risk of credit loss. These risks are likely to increase during volatile economic periods, such as the U.S. and many other economies have recently been experiencing.

The Operating Company does not expect to replicate the Predecessor Entities' historical performance or the historical performance of other entities managed or supported by the New Mountain Capital.

The Operating Company does not expect to replicate the Predecessor Entities' historical performance or the historical performance of New Mountain Capital's investments. The Operating Company's investment returns may be substantially lower than the returns achieved by the Predecessor Entities. Although the Predecessor Entities commenced operations during otherwise unfavorable economic conditions, this was a favorable environment in which the Operating Company could conduct its business in light of its investment objectives and strategy. In addition, the Operating Company's investment strategies may differ from those of New Mountain Capital or its affiliates. The New Mountain Finance Entities, as BDCs, and NMFC as a RIC, are subject to certain regulatory restrictions that do not apply to New Mountain Capital or its affiliates.

The Operating Company is generally not permitted to invest in any portfolio company in which New Mountain Capital or any of its affiliates currently have an investment or to make any co-investments with New Mountain Capital or its affiliates, except to the extent permitted by the 1940 Act. This may adversely affect the pace at which the Operating Company makes investments. Moreover, the Operating Company may operate with a different leverage profile than the Predecessor Entities. Furthermore, none of the prior results from the Predecessor Entities were from public reporting companies, and all or a portion of these results were achieved in particularly favorable market conditions for the Operating Company's investment strategy which may never be repeated. Finally, we can offer no assurance that the Operating Company's investment team will be able to continue to implement its investment objective with the same degree of success as it has had in the past.

There is uncertainty as to the value of the Operating Company's portfolio investments because most of its investments are, and may continue to be in private companies and recorded at fair value. In addition, because NMFC is a holding company, the fair values of the Operating Company's investments are determined by the Operating Company's board of directors in accordance with the Operating Company's valuation policy.

Some of the Operating Company's investments are and may be in the form of securities or loans that are not publicly traded. The fair value of these investments may not be readily determinable. Under the 1940 Act, the Operating Company is required to carry its portfolio investments at market value or, if there is no readily available market value, at fair value as determined in good faith by its board of directors, including to reflect significant events affecting the value of its securities. The Operating Company values its investments for which it does not have readily available market quotations quarterly, or more frequently as circumstances require, at fair value as determined in good faith by its board of directors in accordance with its valuation policy, which is at all times consistent with GAAP.

The Operating Company's board of directors utilizes the services of one or more independent third-party valuation firms to aid it in determining the fair value with respect to its material unquoted assets in accordance with its valuation policy. The inputs into the determination of fair value of these investments may require significant management judgment or estimation. Even if observable market data is available, such information may be the result of consensus pricing information or broker quotes, which include a disclaimer that the broker would not be held to such a price in an actual transaction. The non-binding nature of consensus pricing and/or quotes accompanied by disclaimers materially reduces the reliability of such information.

The types of factors that the board of directors takes into account in determining the fair value of its investments generally include, as appropriate: available market data, including relevant and

applicable market trading and transaction comparables, applicable market yields and multiples, security covenants, call protection provisions, information rights, the nature and realizable value of any collateral, the portfolio company's ability to make payments, its earnings and discounted cash flows and the markets in which it does business, comparisons of financial ratios of peer companies that are public, comparable merger and acquisition transactions and the principal market and enterprise values. Since these valuations, and particularly valuations of private securities and private companies, are inherently uncertain, may fluctuate over short periods of time and may be based on estimates, the Operating Company's determinations of fair value may differ materially from the values that would have been used if a ready market for these securities existed.

Due to this uncertainty, the Operating Company's fair value determinations may cause its net asset value and, consequently, NMFC's net asset value, on any given date, to materially understate or overstate the value that the Operating Company may ultimately realize upon the sale of one or more of our investments. In addition, investors purchasing NMFC's common stock based on an overstated net asset value would pay a higher price than the realizable value of our investments might warrant. Since NMFC is a holding company and its only business and sole asset is its ownership of units of the Operating Company, NMFC's net asset value is based on the Operating Company's valuation and its percentage interest in the Operating Company.

Although the Operating Company's current board of directors is comprised of the same individuals as NMFC's board of directors, there can be no assurances that the Operating Company's board composition will remain the same as NMFC. As a result, the value of your investment in NMFC could be similarly understated or overstated based on the Operating Company's fair value determinations. However, in the event that NMFC's board of directors believes that a different fair value for the Operating Company's investments is appropriate, NMFC's board of directors may discuss the differences in the valuations with the Operating Company's board of directors for the purposes of resolving the differences in valuation. The valuation procedures of NMFC are substantially similar to those utilized by the Operating Company described above.

The Operating Company may adjust quarterly the valuation of its portfolio to reflect its board of directors' determination of the fair value of each investment in its portfolio. Any changes in fair value are recorded in the Operating Company's statement of operations as net change in unrealized appreciation or depreciation.

The Operating Company's ability to achieve its investment objective depends on key investment personnel of the Investment Adviser. If the Investment Adviser were to lose any of its key investment personnel, the Operating Company's ability to achieve its investment objective could be significantly harmed.

The Operating Company depends on the investment judgment, skill and relationships of the investment professionals of the Investment Adviser, particularly Steven B. Kliinsky and Robert A. Hamwee, as well as other key personnel to identify, evaluate, negotiate, structure, execute, monitor and service its investments. The Investment Adviser, as an affiliate of New Mountain Capital, is supported by New Mountain Capital's team, which as of September 30, 2012 consisted of over 90 staff members, including 62 investment professionals, of New Mountain Capital and its affiliates to fulfill its obligations to the Operating Company under the Investment Management Agreement. The Investment Adviser may also depend upon New Mountain Capital to obtain access to investment opportunities originated by the professionals of New Mountain Capital and its affiliates. The Operating Company's future success depends to a significant extent on the continued service and coordination of the key investment personnel of the Investment Adviser. The departure of any of these individuals could have a material adverse effect on the Operating Company's ability to achieve its investment objective.

The Investment Committee, which provides oversight over the Operating Company's investment activities, is provided by the Investment Adviser. The Investment Committee currently consists of five members. The loss of any member of the Investment Committee or of other senior professionals of the Investment Adviser and its affiliates without suitable replacement could limit the Operating Company's ability to achieve its investment objective and operate as we anticipate. This could have a material adverse effect on our financial condition, results of operation and cash flows. To achieve the Operating Company's investment objective, the Investment Adviser may hire, train, supervise and manage new investment professionals to participate in its investment selection and monitoring process. If the Investment Adviser is unable to find investment professionals or do so in a timely manner, our business, financial condition and results of operations could be adversely affected.

The Investment Adviser has limited experience managing a BDC or a RIC, which could adversely affect our business.

Other than the New Mountain Finance Entities, the Investment Adviser has not previously managed a BDC or a RIC. The 1940 Act and the Code impose numerous constraints on the operations of BDCs and RICs that do not apply to the other investment vehicles previously managed by the investment professionals of the Investment Adviser. For example, under the 1940 Act, BDCs are required to invest at least 70.0% of their total assets primarily in securities of qualifying U.S. private or thinly traded companies, cash, cash equivalents, U.S. government securities and other high quality debt investments that mature in one year or less. Moreover, qualification for taxation as a RIC under subchapter M of the Code requires satisfaction of source-of-income, asset diversification and annual distribution requirements. NMFC has no assets other than its ownership of units of the Operating Company and has no material long-term liabilities. As a result, NMFC looks to the Operating Company's assets and income for purposes of satisfying the requirements under the 1940 Act applicable to BDCs and the requirements under the Code applicable to RICs. The failure to comply with these provisions in a timely manner could prevent NMFC and the Operating Company from qualifying as BDCs or NMFC from qualifying as a RIC and could force us to pay unexpected taxes and penalties, which would have a material adverse effect on our performance. The Investment Adviser's lack of experience in managing a portfolio of assets under the constraints applicable to BDCs and RICs may hinder its ability to take advantage of attractive investment opportunities and, as a result, achieve the Operating Company's investment objective. If the Operating Company fails to maintain its status as a BDC or operate in a manner consistent with NMFC's status as a RIC, its operating flexibility could be significantly reduced and NMFC may be unable to maintain its status as a BDC or RIC.

The Operating Company operates in a highly competitive market for investment opportunities and may not be able to compete effectively.

The Operating Company competes for investments with other BDCs and investment funds (including private equity and hedge funds), as well as traditional financial services companies such as commercial banks and other sources of funding. Many of its competitors are substantially larger and have considerably greater financial, technical and marketing resources than it does. For example, some competitors may have a lower cost of capital and access to funding sources that are not available to the Operating Company. In addition, some of the Operating Company's competitors may have higher risk tolerances or different risk assessments than the Operating Company has. Furthermore, many of the Operating Company's competitors have greater experience operating under, or are not subject to, the regulatory restrictions that the 1940 Act imposes on the New Mountain Finance Entities as BDCs or the source-of-income, asset diversification and distribution requirements that NMFC must satisfy to obtain and maintain its RIC status. These characteristics could allow the Operating Company's competitors to consider a wider

variety of investments, establish more relationships and offer better pricing and more flexible structuring than the Operating Company is able to do. There are a number of new BDCs that have recently completed their initial public offerings or that have filed registration statements with the SEC, which could create increased competition for investment opportunities.

The Operating Company may lose investment opportunities if it does not match its competitors' pricing, terms and structure. With respect to the investments the Operating Company makes, it does not seek to compete based primarily on the interest rates it may offer, and we believe that some of the Operating Company's competitors may make loans with interest rates that may be lower than the rates it offers. In the secondary market for acquiring existing loans, we expect the Operating Company to compete generally on the basis of pricing terms. If the Operating Company matches its competitors' pricing, terms and structure, it may experience decreased net interest income, lower yields and increased risk of credit loss. If the Operating Company is forced to match its competitors' pricing, terms and structure, it may not be able to achieve acceptable returns on its investments or may bear substantial risk of capital loss. Part of the Operating Company's competitive advantage stems from the fact that we believe the market for middle market lending is underserved by traditional bank lenders and other financial sources. A significant increase in the number and/or the size of the Operating Company's competitors in this target market could force it to accept less attractive investment terms. The Operating Company may also compete for investment opportunities with accounts managed by the Investment Adviser or its affiliates. Although the Investment Adviser allocates opportunities in accordance with its policies and procedures, allocations to such other accounts reduces the amount and frequency of opportunities available to the Operating Company and may not be in the best interests of the Operating Company and, consequently, NMFC's stockholders. Moreover, the performance of investment opportunities is not known at the time of allocation. If the Operating Company is not able to compete effectively, its business, financial condition and results of operations may be adversely affected, thus affecting the business, financial condition and results of operations of NMFC. Because of this competition, there can be no assurance that the Operating Company will be able to identify and take advantage of attractive investment opportunities that it identifies or that it will be able to fully invest its available capital.

Our business, results of operations and financial condition depends on the Operating Company's ability to manage future growth effectively.

The Operating Company's ability to achieve its investment objective and to grow depends on the Investment Adviser's ability to identify, invest in and monitor companies that meet the Operating Company's investment criteria. Accomplishing this result on a cost-effective basis is largely a function of the Investment Adviser's structuring of the investment process, its ability to provide competent, attentive and efficient services to the Operating Company and its ability to access financing on acceptable terms. The Investment Adviser has substantial responsibilities under the Investment Management Agreement and may also be called upon to provide managerial assistance to the Operating Company's portfolio companies. These demands on the time of the Investment Adviser and its investment professionals may distract them or slow the Operating Company's rate of investment. In order to grow, the Operating Company and the Investment Adviser may need to retain, train, supervise and manage new investment professionals. However, these investment professionals may not be able to contribute effectively to the work of the Investment Adviser. If the Operating Company is unable to manage its future growth effectively, our business, results of operations and financial condition could be materially adversely affected.

The incentive fee may induce the Investment Adviser to make speculative investments.

The incentive fee payable to the Investment Adviser may create an incentive for the Investment Adviser to pursue investments that are risky or more speculative than would be the case in the absence of such compensation arrangement, which could result in higher investment losses, particularly during cyclical economic downturns. The incentive fee payable to the Investment Adviser is calculated based on a percentage of the Operating Company's return on investment capital. This may encourage the Investment Adviser to use leverage to increase the return on the Operating Company's investments. In addition, because the base management fee is payable based upon the Operating Company's gross assets, which includes any borrowings for investment purposes, but excludes cash and cash equivalents for investment purposes, the Investment Adviser may be further encouraged to use leverage to make additional investments. Under certain circumstances, the use of leverage may increase the likelihood of default, which would impair the value of NMFC's units of the Operating Company and, consequently, the value of NMFC's common stock.

The incentive fee payable to the Investment Adviser also may create an incentive for the Investment Adviser to invest in instruments that have a deferred interest feature, even if such deferred payments would not provide the cash necessary for the Operating Company to make distributions to NMFC that enable NMFC to pay current distributions to its stockholders. Under these investments, the Operating Company would accrue the interest over the life of the investment but would not receive the cash income from the investment until the end of the investment's term, if at all. The Operating Company's net investment income used to calculate the income portion of the incentive fee, however, includes accrued interest. Thus, a portion of the incentive fee would be based on income that the Operating Company has not yet received in cash and may never receive in cash if the portfolio company is unable to satisfy such interest payment obligations. In addition, the "catch-up" portion of the incentive fee may encourage the Investment Adviser to accelerate or defer interest payable by portfolio companies from one calendar quarter to another, potentially resulting in fluctuations in timing and dividend amounts.

The Operating Company may be obligated to pay the Investment Adviser incentive compensation even if the Operating Company incurs a loss.

The Investment Adviser is entitled to incentive compensation for each fiscal quarter in an amount equal to a percentage of the excess of the Operating Company's Pre-Incentive Fee Adjusted Net Investment Income for that quarter (before deducting incentive compensation) above a performance threshold for that quarter. Accordingly, since the performance threshold is based on a percentage of the Operating Company's net asset value, decreases in the Operating Company's net asset value makes it easier to achieve the performance threshold. The Operating Company's Pre-Incentive Fee Adjusted Net Investment Income for incentive compensation purposes excludes realized and unrealized capital losses or depreciation that it may incur in the fiscal quarter, even if such capital losses or depreciation result in a net loss on the Operating Company's statement of operations for that quarter. Thus, the Operating Company may be required to pay the Investment Adviser incentive compensation for a fiscal quarter even if there is a decline in the value of its portfolio or the Operating Company incurs a net loss for that quarter.

The Operating Company borrows money, which could magnify the potential for gain or loss on amounts invested in us and increase the risk of investing in us.

The Operating Company borrows money as part of its business plan. Borrowings, also known as leverage, magnify the potential for gain or loss on invested equity capital and may, consequently, increase the risk of investing in us. We expect the Operating Company to continue to use leverage to finance its investments, through senior securities issued by banks and other lenders. The

Operating Company is restricted from incurring additional indebtedness under the Credit Facilities, without lender consent. Lenders of these senior securities have fixed dollar claims on the Operating Company's assets that are superior to NMFC's claim as a member of the Operating Company, and, consequently, superior to claims of NMFC's common stockholders. If the value of the Operating Company's assets decreases, leveraging would cause its net asset value and, consequently, NMFC's net asset value, to decline more sharply than it otherwise would have had it not leveraged. Similarly, any decrease in the Operating Company's income would cause its net income and consequently NMFC's net income to decline more sharply than they would have had it not borrowed. Such a decline could adversely affect the Operating Company's ability to make distributions to its members and, consequently, NMFC's ability to make common stock dividend payments. In addition, because the Operating Company's investments may be illiquid, the Operating Company may be unable to dispose of them or to do so at a favorable price in the event it needs to do so if it is unable to refinance any indebtedness upon maturity and, as a result, we may suffer losses. Leverage is generally considered a speculative investment technique.

The Operating Company's ability to service any debt that it incurs depends largely on its financial performance and is subject to prevailing economic conditions and competitive pressures. Moreover, as the Investment Adviser's management fee is payable to the Investment Adviser based on gross assets, including those assets acquired through the use of leverage, the Investment Adviser may have a financial incentive to incur leverage which may not be consistent with NMFC's interests and the interests of its common stockholders. In addition, holders of NMFC's common stock will, indirectly, bear the burden of any increase in the Operating Company's expenses as a result of leverage, including any increase in the management fee payable to the Investment Adviser.

At September 30, 2012, the Operating Company had \$135.7 million and \$200.0 million of indebtedness outstanding under the Holdings Credit Facility and the SLF Credit Facility, respectively. The Holdings Credit Facility had a weighted average interest rate of 3.1% for the nine months ended September 30, 2012 and the SLF Credit Facility had a weighted average interest rate of 2.4% for the nine months ended September 30, 2012.

Illustration. The following table illustrates the effect of leverage on returns from an investment in NMFC's common stock assuming various annual returns, net of expenses and adjusted for unsettled securities purchased. The calculations in the table below are hypothetical. Actual returns may be higher or lower than those appearing below and will also depend on NMFC's ownership interest in the Operating Company. The calculation assumes (i) \$886.8 million in total assets, (ii) a weighted average cost of borrowings of 2.7%, (iii) \$335.7 million in debt outstanding and (iv) \$520.4 million in stockholders' equity.

| Assumed Return on Our Portfolio (net of expenses) | | | | | |
|--|---------------|--------------|-----------|-------------|--------------|
| | -10.0% | -5.0% | 0% | 5.0% | 10.0% |
| Corresponding return to stockholder | (18.8)% | (10.2)% | (1.7)% | 6.8% | 15.3% |

We may need to raise additional capital to grow.

All of the proceeds from the IPO, the Concurrent Private Placement and subsequent offerings by NMFC were contributed to the Operating Company in exchange for NMFC's acquisition of units of the Operating Company. The Operating Company may need additional capital to fund new investments and grow its portfolio of investments once the Operating Company has fully invested these proceeds. NMFC may access the capital markets periodically to issue equity securities, which would in turn increase the equity capital available to the Operating Company. In addition, the

Operating Company may also issue debt securities or borrow from financial institutions in order to obtain such additional capital. However, the Operating Company is restricted from incurring additional indebtedness under the Credit Facilities, without lender consent. NMFC is not permitted to own any other securities other than its units of the Operating Company. As a result, any proceeds from offerings by NMFC of equity securities would be contributed to the Operating Company. Unfavorable economic conditions could increase NMFC and the Operating Company's funding costs and limit their access to the capital markets or result in a decision by lenders not to extend credit to the Operating Company. A reduction in the availability of new capital could limit the Operating Company's ability to grow. In addition, NMFC is required to distribute at least 90.0% of its net ordinary income and net short-term capital gains in excess of net long-term capital losses, if any, to its stockholders to obtain and maintain its RIC status. As a result, these earnings will not be available to fund new investments. If NMFC or the Operating Company is unable to access the capital markets or if the Operating Company is unable to borrow from financial institutions, the Operating Company may be unable to grow its business and execute its business strategy fully and our earnings, if any, could decrease which could have an adverse effect on the value of NMFC's securities.

If the Operating Company is unable to comply with the covenants or restrictions in the Credit Facilities, our business could be materially adversely affected.

The Credit Facilities include covenants that, subject to exceptions, among other things, restrict the Operating Company's ability to incur additional indebtedness, pay distributions, create liens on assets, make investments, make acquisitions and engage in mergers or consolidations. The Credit Facilities also include change of control provisions that accelerate the indebtedness under the facility in the event of certain change of control events. Complying with these restrictions may prevent the Operating Company from taking actions that we believe would help it to grow its business or are otherwise consistent with its investment objective. These restrictions could also limit the Operating Company's ability to plan for or react to market conditions or meet extraordinary capital needs or otherwise restrict corporate activities. In addition, the restrictions contained in the Credit Facilities could limit the Operating Company's ability to make distributions to its members in certain circumstances which could result in NMFC failing to qualify as a RIC and thus becoming subject to corporate-level federal income tax (and any applicable state and local taxes).

The breach of any of the covenants or restrictions unless cured within the applicable grace period, would result in a default under the respective Credit Facilities that would permit the lender to declare all amounts outstanding to be due and payable. In such an event, the Operating Company may not have sufficient assets to repay such indebtedness. As a result, any default could have serious consequences to our financial condition. An event of default or an acceleration under the Credit Facilities could also cause a cross-default or cross-acceleration of another debt instrument or contractual obligation, which would adversely impact the Operating Company's liquidity. An event of default under the Holdings Credit Facility will trigger an event of default under the SLF Credit Facility. The Operating Company may not be granted waivers or amendments to the Credit Facilities if for any reason it is unable to comply with it, and the Operating Company may not be able to refinance the Credit Facilities on terms acceptable to it, or at all.

The Operating Company may enter into reverse repurchase agreements, which are another form of leverage.

Subject to limitations in the Credit Facilities, the Operating Company may enter into reverse repurchase agreements as part of its management of its investment portfolio. Under a reverse repurchase agreement, the Operating Company will effectively pledge its assets as collateral to secure a short-term loan. Generally, the other party to the agreement makes the loan in an amount

equal to a percentage of the fair value of the pledged collateral. At the maturity of the reverse repurchase agreement, the payor will be required to repay the loan and correspondingly receive back its collateral. While used as collateral, the assets continue to pay principal and interest which are for the benefit of the Operating Company.

The Operating Company's use of reverse repurchase agreements, if any, involves many of the same risks involved in its use of leverage, as the proceeds from reverse repurchase agreements generally will be invested in additional securities. There is a risk that the market value of the securities acquired with the proceeds of a reverse repurchase agreement may decline below the price of the securities that it has sold but remains obligated to repurchase under the reverse repurchase agreement. In addition, there is a risk that the market value of the securities effectively pledged by the Operating Company may decline. If a buyer of securities under a reverse repurchase agreement were to file for bankruptcy or experience insolvency, the Operating Company may be adversely affected. Also, in entering into reverse repurchase agreements, the Operating Company would bear the risk of loss to the extent that the proceeds of such agreements at settlement are more than the fair value of the underlying securities being pledged. In addition, due to the interest costs associated with reverse repurchase agreements transactions, the Operating Company's net asset value would decline, and, in some cases, we may be worse off than if such instruments had not been used.

If the Operating Company is unable to obtain additional debt financing, or if its borrowing capacity is materially reduced, our business could be materially adversely affected.

The Operating Company may want to obtain additional debt financing, or need to do so upon maturity of its Credit Facilities, in order to obtain funds which may be made available for investments. The Operating Company is restricted from incurring additional indebtedness under the Credit Facilities without lender consent. The revolving period under the Holdings Credit Facility ends on October 27, 2014, and the Holdings Credit Facility matures on October 27, 2016. The revolving period under the SLF Credit Facility ends on October 27, 2014, and the SLF Credit Facility matures on October 27, 2016. If the Operating Company is unable to increase, renew or replace any such facility and enter into a new debt financing facility or other debt financing on commercially reasonable terms, its liquidity may be reduced significantly. In addition, if the Operating Company is unable to repay amounts outstanding under any such facilities and is declared in default or is unable to renew or refinance these facilities, it may not be able to make new investments or operate our business in the normal course. These situations may arise due to circumstances that the Operating Company may be unable to control, such as lack of access to the credit markets, a severe decline in the value of the U.S. dollar, a further economic downturn or an operational problem that affects third parties or the Operating Company, and could materially damage the Operating Company's business operations and, consequently, NMFC's business, results of operations and financial condition.

An extended continuation of the disruption in the capital markets and the credit markets could adversely affect our business.

As BDCs, NMFC and the Operating Company must maintain its ability to raise additional capital for investment purposes. If NMFC or the Operating Company is unable to access the capital markets or credit markets, the Operating Company may be forced to curtail its business operations and may be unable to pursue new investment opportunities. The capital markets and the credit markets have experienced extreme volatility in recent periods, and, as a result, there has been and will likely continue to be uncertainty in the financial markets in general. Disruptions in the capital markets increased the spread between the yields realized on risk-free and higher risk securities, resulting in illiquidity in parts of the capital markets. In addition, a prolonged period of market

illiquidity may cause the Operating Company to reduce the volume of loans it originates and/or funds and adversely affect the value of our portfolio investments. Unfavorable economic conditions could also increase the Operating Company's funding costs, limit its access to the capital markets or result in a decision by lenders not to extend credit to the Operating Company. These events could limit the Operating Company's investment originations, limit its ability to grow and negatively impact our operating results. Ongoing disruptive conditions in the financial industry and the impact of new legislation in response to those conditions could restrict the Operating Company's business operations and, consequently, could adversely impact NMFC's business, results of operations and financial condition.

If the fair value of the Operating Company's assets declines substantially, it may fail to maintain the asset coverage ratios imposed upon it by the 1940 Act and contained in its Credit Facilities. Any such failure would affect the Operating Company's ability to issue senior securities, including borrowings, draw on its Credit Facilities and pay distributions, which could materially impair its business operations. The Operating Company's liquidity could be impaired further by NMFC or the Operating Company's inability to access the capital or credit markets. For example, we cannot be certain that the Operating Company will be able to renew its credit facilities as they mature or to consummate new borrowing facilities to provide capital for normal operations, including new originations. Reflecting concern about the stability of the financial markets, many lenders and institutional investors have reduced or ceased providing funding to borrowers. This market turmoil and tightening of credit have led to increased market volatility and widespread reduction of business activity generally. In addition, adverse economic conditions due to these disruptive conditions could materially impact the Operating Company's ability to comply with the financial and other covenants in any existing or future credit facilities. If the Operating Company is unable to comply with these covenants, its business could be materially adversely affected, which could, as a result, materially adversely affect NMFC's business, results of operations and financial condition.

Changes in interest rates may affect the Operating Company's cost of capital and net investment income.

To the extent the Operating Company borrows money to make investments, the Operating Company's net investment income depend, in part, upon the difference between the rate at which it borrows funds and the rate at which it invests those funds. As a result, a significant change in market interest rates may have a material adverse effect on the Operating Company's net investment income in the event it uses debt to finance its investments. In periods of rising interest rates, the Operating Company's cost of funds would increase, which could reduce its net investment income. The Operating Company may use interest rate risk management techniques in an effort to limit its exposure to interest rate fluctuations. These techniques may include various interest rate hedging activities to the extent permitted by the 1940 Act.

The incentive fee the Operating Company pays to the Investment Adviser with respect to capital gains may be effectively greater than 20.0%.

As a result of the operation of the cumulative method of calculating the capital gains portion of the incentive fee the Operating Company pays to the Investment Adviser, the cumulative aggregate capital gains fee received by the Investment Adviser could be effectively greater than 20.0%, depending on the timing and extent of subsequent net realized capital losses or net unrealized depreciation. We cannot predict whether, or to what extent, this payment calculation would affect your investment in NMFC common stock.

RISKS RELATED TO OUR OPERATIONS

Because the Operating Company intends to make distributions to its members that will be sufficient to enable NMFC to obtain and maintain its status as a RIC, and because NMFC intends to distribute substantially all of its income to its stockholders to obtain and maintain its status as a RIC, the Operating Company will continue to need additional capital to finance its growth. If additional funds are unavailable or not available on favorable terms, the Operating Company's ability to grow may be impaired.

In order for NMFC to qualify for the tax benefits available to RICs and to avoid payment of excise taxes, the Operating Company intends to make distributions to its members that will be sufficient to enable NMFC to obtain and maintain its status as a RIC, and NMFC intends to distribute to its stockholders substantially all of its annual taxable income, except that NMFC may retain certain net capital gains for reinvestment in units of the Operating Company, and treat such amounts as deemed distributions to its stockholders. If NMFC elects to treat any amounts as deemed distributions, NMFC must pay income taxes at the corporate rate on such deemed distributions on behalf of its stockholders. As a result of these requirements, NMFC and the Operating Company may need to raise capital from other sources to grow its business.

As a BDC, the Operating Company is required to meet a coverage ratio of total assets, less liabilities and indebtedness not represented by senior securities, to total senior securities, which includes all of the Operating Company's borrowings and any outstanding preferred membership units, of at least 200.0%. The Operating Company consolidates the assets and liabilities of NMF SLF for the purposes of its financial statements and calculating compliance with the 200.0% asset coverage ratio. Since NMFC has no assets other than its ownership of units of the Operating Company and has no material long-term liabilities, NMFC looks to the Operating Company's assets for purposes of satisfying this test. These requirements limit the amount that the Operating Company may borrow. Because the Operating Company continues to need capital to grow its investment portfolio, these limitations may prevent the Operating Company from incurring debt and require NMFC to raise additional equity at a time when it may be disadvantageous to do so. While we expect the Operating Company will be able to borrow and to issue additional debt securities and expect that NMFC will be able to issue additional equity securities, which would in turn increase the equity capital available to the Operating Company, we cannot assure you that debt and equity financing will be available to the Operating Company on favorable terms, or at all. In addition, as a BDC, NMFC generally is not permitted to issue equity securities priced below net asset value without stockholder approval. If additional funds are not available to NMFC or the Operating Company, the Operating Company may be forced to curtail or cease new investment activities, and the Operating Company's net asset value and, consequently, NMFC's net asset value, could decline.

Our ability to enter into transactions with our affiliates is restricted.

As BDCs, the New Mountain Finance Entities are prohibited under the 1940 Act from participating in certain transactions with their respective affiliates without the prior approval of their respective independent directors and, in some cases, the SEC. Any person that owns, directly or indirectly, 5.0% or more of NMFC's outstanding voting securities is an affiliate of the New Mountain Finance Entities for purposes of the 1940 Act. The New Mountain Finance Entities are generally prohibited from buying or selling any securities (other than their respective securities) from or to an affiliate. The 1940 Act also prohibits certain "joint" transactions with an affiliate, which could include investments in the same portfolio company (whether at the same or different times), without prior approval of independent directors and, in some cases, the SEC. If a person acquires more than 25.0% of NMFC's voting securities, the New Mountain Finance Entities are prohibited from buying or selling any security (other than their respective securities) from or to such person or certain of

that person's affiliates, or entering into prohibited joint transactions with such persons, absent the prior approval of the SEC. Similar restrictions limit the New Mountain Finance Entities' ability to transact business with their respective officers or directors or their affiliates. As a result of these restrictions, the Operating Company may be prohibited from buying or selling any security from or to any portfolio company of a private equity fund managed by any affiliate of the Investment Adviser without the prior approval of the SEC, which may limit the scope of investment opportunities that would otherwise be available to the Operating Company.

The Investment Adviser has significant potential conflicts of interest with NMFC and the Operating Company and, consequently, your interests as stockholders which could adversely impact our investment returns.

The New Mountain Finance Entities' executive officers and directors, as well as the current or future investment professionals of the Investment Adviser, serve or may serve as officers, directors or principals of entities that operate in the same or a related line of business as we do or of investment funds managed by the New Mountain Finance Entities' affiliates. Accordingly, they may have obligations to investors in those entities, the fulfillment of which might not be in your interests as stockholders. Although we are currently New Mountain Capital's only vehicle focused primarily on investing in the investments that we target, in the future, the investment professionals of the Investment Adviser and/or New Mountain Capital employees that provide services pursuant to the Investment Management Agreement may manage other funds which may from time to time have overlapping investment objectives with our own and, accordingly, may invest in, whether principally or secondarily, asset classes similar to those targeted by us. If this occurs, the Investment Adviser may face conflicts of interest in allocating investment opportunities to the Operating Company and such other funds. Although the investment professionals endeavor to allocate investment opportunities in a fair and equitable manner, it is possible that the Operating Company may not be given the opportunity to participate in certain investments made by the Investment Adviser or persons affiliated with the Investment Adviser or that certain of these investment funds may be favored over the Operating Company. When these investment professionals identify an investment, they may be forced to choose which investment fund should make the investment.

If the Investment Adviser forms other affiliates in the future, the Operating Company may co-invest on a concurrent basis with such other affiliate, subject to compliance with applicable regulations and regulatory guidance or an exemptive order from the SEC and the Operating Company's allocation procedures. In addition, the Operating Company pays management and incentive fees to the Investment Adviser and reimburses the Investment Adviser for certain expenses it incurs. As a result, investors in NMFC's common stock invest in NMFC and indirectly in the Operating Company, on a "gross" basis and receive distributions on a "net" basis after NMFC's pro rata share of the Operating Company's expenses. Also, the incentive fee payable to the Investment Adviser may create an incentive for the Investment Adviser to pursue investments that are riskier or more speculative than would be the case in the absence of such compensation arrangements. Any potential conflict of interest arising as a result of the arrangements with the Investment Adviser could have a material adverse effect on our business, results of operations and financial condition.

The Investment Committee, the Investment Adviser or its affiliates may, from time to time, possess material non-public information, limiting the Operating Company's investment discretion.

The Investment Adviser's investment professionals, Investment Committee or their respective affiliates may serve as directors of, or in a similar capacity with, companies in which we invest through the Operating Company, the securities of which are purchased or sold on the Operating Company's behalf. In the event that material non-public information is obtained with respect to such

companies, or we become subject to trading restrictions under the internal trading policies of those companies or as a result of applicable law or regulations, the Operating Company could be prohibited for a period of time from purchasing or selling the securities of such companies, and this prohibition may have an adverse effect on the Operating Company and, consequently, your interests as stockholders of NMFC.

The valuation process for certain of the Operating Company's portfolio holdings creates a conflict of interest.

Some of the Operating Company's portfolio investments are made in the form of securities that are not publicly traded. As a result, the Operating Company's board of directors determines the fair value of these securities in good faith. In connection with this determination, investment professionals from the Investment Adviser may provide the Operating Company's board of directors with portfolio company valuations based upon the most recent portfolio company financial statements available and projected financial results of each portfolio company. In addition, Steven B. Klinsky, a member of the New Mountain Finance Entities' board of directors, has an indirect pecuniary interest in the Investment Adviser. The participation of the Investment Adviser's investment professionals in the Operating Company's valuation process, and the indirect pecuniary interest in the Investment Adviser by a member of the New Mountain Finance Entities' board of directors, could result in a conflict of interest as the Investment Adviser's management fee is based, in part, on the Operating Company's gross assets and incentive fees are based, in part, on unrealized gains and losses.

Conflicts of interest may exist related to other arrangements with the Investment Adviser or its affiliates.

The New Mountain Finance Entities have entered into a royalty-free license agreement with New Mountain Capital under which New Mountain Capital has agreed to grant the New Mountain Finance Entities a non-exclusive, royalty-free license to use the name "New Mountain". In addition, the Operating Company reimburses the Administrator for the allocable portion of overhead and other expenses incurred by the Administrator in performing its obligations to the New Mountain Finance Entities under the Administration Agreement, such as rent and the allocable portion of the cost of the New Mountain Finance Entities' chief financial officer and chief compliance officer and their respective staffs. This could create conflicts of interest that the Operating Company's board of directors must monitor.

The Investment Management Agreement with the Investment Adviser and the Administration Agreement with the Administrator were not negotiated on an arm's length basis.

The Investment Management Agreement and the Administration Agreement were negotiated between related parties. In addition, the New Mountain Finance Entities may choose not to enforce, or to enforce less vigorously, their respective rights and remedies under these agreements because of their desire to maintain their ongoing relationship with the Investment Adviser, the Administrator and their respective affiliates. Any such decision, however, could cause NMFC to breach its fiduciary obligations to its stockholders.

The Investment Adviser's liability is limited under the Investment Management Agreement, and the Operating Company has agreed to indemnify the Investment Adviser against certain liabilities, which may lead the Investment Adviser to act in a riskier manner than it would when acting for its own account.

Under the Investment Management Agreement, the Investment Adviser does not assume any responsibility other than to render the services called for under that agreement, and it is not responsible for any action of the Operating Company's board of directors in following or declining

to follow the Investment Adviser's advice or recommendations. Under the terms of the Investment Management Agreement, the Investment Adviser, its officers, members, personnel, any person controlling or controlled by the Investment Adviser are not liable to the New Mountain Finance Entities, their subsidiaries or any of their respective directors, members or stockholders or any subsidiary's stockholders or partners for acts or omissions performed in accordance with and pursuant to the Investment Management Agreement, except those resulting from acts constituting gross negligence, willful misconduct, bad faith or reckless disregard of the Investment Adviser's duties under the Investment Management Agreement. In addition, the Operating Company has agreed to indemnify the Investment Adviser and each of its officers, directors, members, managers and employees from and against any claims or liabilities, including reasonable legal fees and other expenses reasonably incurred, arising out of or in connection with our business and operations or any action taken or omitted pursuant to authority granted by the Investment Management Agreement, except where attributable to gross negligence, willful misconduct, bad faith or reckless disregard of such person's duties under the Investment Management Agreement. These protections may lead the Investment Adviser to act in a riskier manner than it would when acting for its own account.

The Investment Adviser can resign upon 60 days' notice, and a suitable replacement may not be found within that time, resulting in disruptions in the Operating Company's operations that could adversely affect our business, results of operations and financial condition.

Under the Investment Management Agreement, the Investment Adviser has the right to resign at any time upon 60 days' written notice, whether a replacement has been found or not. If the Investment Adviser resigns, the Operating Company may not be able to find a new investment adviser or hire internal management with similar expertise and ability to provide the same or equivalent services on acceptable terms within 60 days, or at all. If a replacement is not able to be found on a timely basis, our business, results of operations and financial condition and the Operating Company's ability to pay distributions are likely to be materially adversely affected and the market price of NMFC's common stock may decline. In addition, if the Operating Company is unable to identify and reach an agreement with a single institution or group of executives having the expertise possessed by the Investment Adviser and its affiliates, the coordination of its internal management and investment activities is likely to suffer. Even if the Operating Company is able to retain comparable management, whether internal or external, their integration into the Operating Company's business and lack of familiarity with the Operating Company's investment objective may result in additional costs and time delays that may materially adversely affect our business, results of operations and financial condition.

The Administrator can resign upon 60 days notice from its role as Administrator under the Administration Agreement, and a suitable replacement may not be found, resulting in disruptions that could adversely affect our business, results of operations and financial condition.

The Administrator has the right to resign under the Administration Agreement upon 60 days' written notice, whether a replacement has been found or not. If the Administrator resigns, it may be difficult to find a new administrator or hire internal management with similar expertise and ability to provide the same or equivalent services on acceptable terms, or at all. If a replacement is not found quickly, our business, results of operations and financial condition as well as the Operating Company's ability to pay distributions are likely to be adversely affected and the market price of NMFC's common stock may decline. In addition, the coordination of the New Mountain Finance Entities' internal management and administrative activities is likely to suffer if they are unable to identify and reach an agreement with a service provider or individuals with the expertise possessed by the Administrator. Even if a comparable service provider or individuals to perform such services

are retained, whether internal or external, their integration into the Operating Company's business and lack of familiarity with the Operating Company's investment objective may result in additional costs and time delays that may materially adversely affect our business, results of operations and financial condition.

If the New Mountain Finance Entities fail to maintain their status as BDCs, our business and operating flexibility could be significantly reduced.

The New Mountain Finance Entities qualify as BDCs under the 1940 Act. The 1940 Act imposes numerous constraints on the operations of BDCs. For example, BDCs are required to invest at least 70.0% of their total assets in specified types of securities, primarily in private companies or thinly-traded U.S. public companies, cash, cash equivalents, U.S. government securities and other high quality debt investments that mature in one year or less. Failure to comply with the requirements imposed on BDCs by the 1940 Act could cause the SEC to bring an enforcement action against the New Mountain Finance Entities and/or expose the New Mountain Finance Entities to claims of private litigants. In addition, upon approval of a majority of NMFC's stockholders, or, in the Operating Company's case, a majority of its members voting on a pass through basis, the New Mountain Finance Entities may elect to withdraw their respective election as a BDC. If the New Mountain Finance Entities decide to withdraw their election, or if the New Mountain Finance Entities otherwise fail to qualify, or maintain their qualification, as BDCs, the New Mountain Finance Entities may be subject to the substantially greater regulation under the 1940 Act as a closed-end investment company. Compliance with these regulations would significantly decrease our operating flexibility and could significantly increase our cost of doing business.

If the Operating Company does not invest a sufficient portion of its assets in qualifying assets, it could be precluded from investing in certain assets or could be required to dispose of certain assets, which could have a material adverse effect on our business, financial condition and results of operations.

As a BDC, the Operating Company is prohibited from acquiring any assets other than "qualifying assets" unless, at the time of and after giving effect to such acquisition, at least 70.0% of our total assets are qualifying assets. We may acquire in the future other investments that are not "qualifying assets" to the extent permitted by the 1940 Act. If the Operating Company does not invest a sufficient portion of its assets in qualifying assets, it would be prohibited from investing in additional assets, which could have a material adverse effect on our business, financial condition and results of operations. Similarly, these rules could prevent the Operating Company from making follow-on investments in existing portfolio companies (which could result in the dilution of its position) or could require the Operating Company to dispose of investments at inopportune times in order to come into compliance with the 1940 Act. If the Operating Company needs to dispose of these investments quickly, it may be difficult to dispose of such investments on favorable terms. For example, the Operating Company may have difficulty in finding a buyer and, even if a buyer is found, it may have to sell the investments at a substantial loss.

The Operating Company's ability to invest in public companies may be limited in certain circumstances.

To maintain the Operating Company's status, and consequently, NMFC's status as a BDC, the Operating Company is not permitted to acquire any assets other than "qualifying assets" specified in the 1940 Act unless, at the time the acquisition is made, at least 70.0% of its total assets are qualifying assets (with certain limited exceptions). Subject to certain exceptions for follow-on investments and distressed companies, an investment in an issuer that has outstanding securities listed on a national securities exchange may be treated as qualifying assets only if such issuer has

a common equity market capitalization that is less than \$250.0 million at the time of such investment.

Regulations governing the operations of BDCs will affect our ability to raise additional equity capital as well as our ability to issue senior securities or borrow for investment purposes, any or all of which could have a negative effect on our investment objectives and strategies.

Our business requires a substantial amount of capital. The Operating Company may acquire additional capital from the issuance of senior securities, including borrowing or other indebtedness. In addition, NMFC may also issue additional equity capital, which would in turn increase the equity capital available to the Operating Company. Under the 1940 Act, NMFC is not permitted to own any other securities other than units of the Operating Company. As a result, any proceeds from offerings of NMFC's equity securities would be contributed to the Operating Company and subsequently used by the Operating Company for investment purposes. However, NMFC and the Operating Company may not be able to raise additional capital in the future on favorable terms or at all.

The Operating Company may issue debt securities, other evidences of indebtedness or preferred membership units, and it may borrow money from banks or other financial institutions, which we refer to collectively as "senior securities", up to the maximum amount permitted by the 1940 Act. The 1940 Act permits the Operating Company to issue senior securities in amounts such that its asset coverage, as defined in the 1940 Act, equals at least 200.0% after each issuance of senior securities. The Operating Company consolidates the assets and liabilities of NMF SLF for purposes of its financial statements and calculating compliance with the 200.0% asset coverage ratio. If the Operating Company's asset coverage ratio is not at least 200.0%, it would be unable to issue senior securities, and if it had senior securities outstanding (other than any indebtedness issued in consideration of a privately arranged loan, such as any indebtedness outstanding under the Credit Facilities), it would be unable to make distributions to its members and, consequently, NMFC would be unable to pay dividends. However, at December 31, 2011, the only senior securities outstanding were indebtedness under the Credit Facilities and therefore at December 31, 2011, the Operating Company would not have been precluded from paying distributions. If the value of the Operating Company's or NMF SLF's assets declines, the Operating Company may be unable to satisfy this test. If that happens, the Operating Company or NMF SLF may be required to liquidate a portion of its investments and repay a portion of its indebtedness at a time when such sales may be disadvantageous.

The Holdings Credit Facility matures on October 27, 2016 and permits borrowings of \$185.0 million as of September 30, 2012. The Holdings Credit Facility had \$135.7 million in debt outstanding as of September 30, 2012. The SLF Credit Facility matures on October 27, 2016 and permits borrowings of \$200.0 million as of September 30, 2012. The SLF Credit Facility had \$200.0 million in debt outstanding as of September 30, 2012.

In addition, the Operating Company may in the future seek to securitize other portfolio securities to generate cash for funding new investments. To securitize loans, the Operating Company would likely create a wholly-owned subsidiary and contribute a pool of loans to the subsidiary. The Operating Company would then sell interests in the subsidiary on a non-recourse basis to purchasers and it would retain all or a portion of the equity in the subsidiary. If the Operating Company is unable to successfully securitize its loan portfolio, which must be done in compliance with the relevant restrictions in the Credit Facilities, its ability to grow its business or fully execute its business strategy could be impaired and our earnings, if any, could decrease. The securitization market is subject to changing market conditions and the Operating Company may not be able to access this market when it would otherwise deem appropriate. Moreover, the successful securitization of the Operating Company's portfolio might expose the Operating Company to losses

as the residual investments in which it does not sell interests will tend to be those that are riskier and more apt to generate losses. The 1940 Act also may impose restrictions on the structure of any securitization.

NMFC may also obtain capital for use by the Operating Company through the issuance of additional equity capital, which would in turn increase the equity capital available to the Operating Company. As a BDC, NMFC generally is not able to issue or sell its common stock at a price below net asset value per share. If NMFC's common stock trades at a discount to its net asset value per share, this restriction could adversely affect its ability to raise equity capital. NMFC may, however, sell its common stock, or warrants, options or rights to acquire its common stock, at a price below its net asset value per share of the common stock if its board of directors and independent directors determine that such sale is in its best interests and the best interests of its stockholders, and its stockholders approve such sale. In any such case, the price at which NMFC's securities are to be issued and sold may not be less than a price that, in the determination of NMFC's board of directors, closely approximates the market value of such securities (less any underwriting commission or discount). If NMFC raises additional funds by issuing more shares of its common stock or if the Operating Company issues senior securities convertible into, or exchangeable for, NMFC's common stock, the percentage ownership of NMFC's stockholders may decline and you may experience dilution. Any proceeds from the issuance of additional shares of NMFC's common stock would be contributed to the Operating Company and used to purchase, on a one-for-one basis, additional units of the Operating Company.

The Operating Company's business model in the future may depend to an extent upon our referral relationships with private equity sponsors, and the inability of the investment professionals of the Investment Adviser to maintain or develop these relationships, or the failure of these relationships to generate investment opportunities, could adversely affect its business strategy.

If the investment professionals of the Investment Adviser fail to maintain existing relationships or develop new relationships with other sponsors or sources of investment opportunities, the Operating Company may not be able to grow our investment portfolio. In addition, individuals with whom the investment professionals of the Investment Adviser have relationships are not obligated to provide the Operating Company with investment opportunities, and, therefore, there is no assurance that any relationships they currently or may in the future have will generate investment opportunities for the Operating Company.

We may experience fluctuations in our annual and quarterly results due to the nature of our business.

We could experience fluctuations in our annual and quarterly operating results due to a number of factors, some of which are beyond our control, including the ability or inability of the Operating Company to make investments in companies that meet its investment criteria, the interest rate payable on the debt securities acquired and the default rate on such securities, the level of the Operating Company's expenses, variations in and the timing of the recognition of realized and unrealized gains or losses, the degree to which the Operating Company encounters competition in the markets in which it operates and general economic conditions. As a result of these factors, results for any period should not be relied upon as being indicative of performance in future periods.

The Operating Company's board of directors may change its investment objective, operating policies and strategies without prior notice or member approval, the effects of which may be adverse to your interest as a stockholder.

The Operating Company's board of directors has the authority, except as otherwise provided in the 1940 Act, to modify or waive certain of its operating policies and strategies without prior notice and without member approval. As a result, the Operating Company's board of directors may be able to change its investment policies and objectives without any input from NMFC's stockholders. However, absent member approval, voting on a pass through basis, the Operating Company may not change the nature of its business so as to cease to be, or withdraw its election as, a BDC. Under Delaware law and the Operating Company's Limited Liability Company Agreement, the Operating Company also cannot be dissolved without prior member approval, voting on a pass through basis. We cannot predict the effect any changes to the Operating Company's current operating policies and strategies would have on our business, operating results and the market price of NMFC's common stock. Nevertheless, any such changes could adversely affect our business and impair the Operating Company's ability to make distributions to its members, and, consequently, NMFC's ability to make distributions to its stockholders.

NMFC will be subject to corporate-level federal income tax on all of its income if it is unable to maintain RIC status under Subchapter M of the Code, which would have a material adverse effect on its respective financial performance.

Although NMFC intends to continue to qualify annually as a RIC under Subchapter M of the Code, no assurance can be given that NMFC will be able to maintain its RIC status. To maintain RIC status and be relieved of federal income taxes on income and gains distributed to its stockholders, NMFC must meet the annual distribution, source-of-income and asset diversification requirements described below. However, NMFC has no assets, other than its direct ownership of units of the Operating Company, and no source of cash flow, other than distributions from the Operating Company. NMFC is not permitted to conduct any business or ventures, other than in connection with the acquisition, ownership or disposition of units of the Operating Company and its operation as a public reporting company. Accordingly, NMFC looks to the assets and income of the Operating Company, and relies on the distributions made by the Operating Company to their members, for purposes of satisfying these requirements.

- The annual distribution requirement for a RIC will be satisfied if NMFC distributes to its stockholders on an annual basis at least 90.0% of its net ordinary income and realized net short-term capital gains in excess of realized net long-term capital losses, if any. Because the Operating Company and NMF SLF use debt financing, the Operating Company is subject to an asset coverage ratio requirement under the 1940 Act, and the Operating Company and NMF SLF are subject to certain financial covenants contained in the Credit Facilities and other debt financing agreements (as applicable). This asset coverage ratio requirement and these financial covenants could, under certain circumstances, restrict NMF SLF from making distributions to the Operating Company, and/or restrict the Operating Company from making distributions to its members, which distributions are necessary for NMFC to satisfy the distribution requirement. If the Operating Company is unable to obtain cash from other sources, and thus is unable to make sufficient distributions to its members, NMFC could fail to qualify for RIC tax treatment and thus become subject to corporate-level federal income tax (and any applicable state and local taxes).
- The source-of-income requirement will be satisfied if at least 90.0% of NMFC's allocable share of the Operating Company's gross income for each year is derived from dividends, interest, gains from the sale of stock or securities or similar sources.

- The asset diversification requirement will be satisfied if NMFC meets certain asset diversification requirements at the end of each quarter of its taxable year. To satisfy this requirement, at least 50.0% of the value of NMFC's assets must consist of cash, cash equivalents, U.S. government securities, securities of other RICs, and other acceptable securities; and no more than 25.0% of the value of NMFC's assets can be invested in the securities, other than U.S. government securities or securities of other RICs, of one issuer, of two or more issuers that are controlled, as determined under applicable Code rules, by it and that are engaged in the same or similar or related trades or businesses or of certain "qualified publicly traded partnerships". Failure to meet these requirements may result in the Operating Company having to dispose of certain investments quickly in order to prevent the loss of NMFC's RIC status. Because most of the Operating Company's investments are intended to be in private companies, and therefore may be relatively illiquid, any such dispositions could be made at disadvantageous prices and could result in substantial losses.

Although there is no authority directly applicable to NMFC and thus the matter is not free from doubt, it is expected that NMFC is treated as if it directly invested in its pro rata share of the Operating Company's assets for purposes of satisfying the asset diversification requirement. However, there can be no assurance that the IRS will not successfully assert that NMFC does not meet the asset diversification requirement because it is unable to look to the Operating Company's assets for purpose of that requirement. In that case, NMFC would fail to qualify as a RIC and thus become subject to corporate-level federal income tax (and any applicable state and local taxes).

If NMFC fails to qualify for or maintain its RIC status for any reason, and NMFC does not qualify for certain relief provisions under the Code, NMFC would be subject to corporate-level federal income tax (and any applicable state and local taxes). In this event, the resulting taxes could substantially reduce NMFC's net assets, the amount of income available for distribution and the amount of its distributions, which would have a material adverse effect on its financial performance.

You may have current tax liabilities on distributions you reinvest in common stock of NMFC.

Under the dividend reinvestment plan, if you own shares of common stock of NMFC registered in your own name, you will have all cash distributions automatically reinvested in additional shares of common stock of NMFC unless you opt out of the dividend reinvestment plan by delivering notice by phone, internet or in writing to the plan administrator at least three days prior to the payment date of the next dividend or distribution. If you have not "opted out" of the dividend reinvestment plan, you will be deemed to have received, and for federal income tax purposes will be taxed on, the amount reinvested in common stock of NMFC to the extent the amount reinvested was not a tax-free return of capital. As a result, you may have to use funds from other sources to pay your federal income tax liability on the value of the common stock received.

NMFC may not be able to pay you distributions on its common stock, its distributions to you may not grow over time and a portion of their distributions to you may be a return of capital for federal income tax purposes.

NMFC intends to pay quarterly distributions to its stockholders out of assets legally available for distribution. We cannot assure you that we will continue to achieve investment results that will allow NMFC to make a specified level of cash distributions or year-to-year increases in cash distributions. If the Operating Company is unable to satisfy the asset coverage test applicable to it as a BDC, or if it violates certain covenants under the Credit Facilities, the Operating Company's ability to pay distributions to its members could be limited, thereby limiting NMFC's ability to pay distributions to its stockholders. All distributions are paid at the discretion of the Operating

Company's board of directors and depend on its earnings, financial condition, maintenance of NMFC's RIC status, compliance with applicable BDC regulations, compliance with covenants under the Credit Facilities, and such other factors as the Operating Company's board of directors may deem relevant from time to time. The distributions NMFC pays to its stockholders in a year may exceed its taxable income for that year and, accordingly, a portion of such distributions may constitute a return of capital for federal income tax purposes.

In addition, because NMFC is a holding company, NMFC is only able to pay distributions on its common stock from distributions received from the Operating Company. The Operating Company intends to make distributions to its members that will be sufficient to enable NMFC to pay quarterly distributions to its stockholders and to obtain and maintain its status as a RIC. However, there can be no assurances that the Operating Company will make distributions to its members in the future. Accordingly, NMFC cannot assure you that it will pay distributions to you in the future.

NMFC may have difficulty paying its required distributions if the Operating Company recognizes taxable income before or without receiving cash representing such income.

For federal income tax purposes, NMFC includes in its taxable income its allocable share of certain amounts that the Operating Company has not yet received in cash, such as original issue discount or accruals on a contingent payment debt instrument, which may occur if the Operating Company receives warrants in connection with the origination of a loan or possibly in other circumstances or contracted payment-in-kind ("PIK") interest, which generally represents contractual interest added to the loan balance and due at the end of the loan term. NMFC's allocable share of such original issue discount and PIK interest are included in NMFC's taxable income before the Operating Company receives any corresponding cash payments. NMFC also may be required to include in its taxable income their allocable share of certain other amounts that the Operating Company will not receive in cash.

Because in certain cases the Operating Company may recognize taxable income before or without receiving cash representing such income, the Operating Company may have difficulty making distributions to the Operating Company's members that will be sufficient to enable NMFC to meet the annual distribution requirement necessary for NMFC to qualify as a RIC. Accordingly, the Operating Company may need to sell some of its assets at times and/or at prices that it would not consider advantageous, NMFC or the Operating Company may need to raise additional equity or debt capital, or the Operating Company may need to forego new investment opportunities or otherwise take actions that are disadvantageous to its business (or be unable to take actions that are advantageous to its business) to enable the Operating Company to make distributions to its members that will be sufficient to enable NMFC to meet the annual distribution requirement. If NMFC or the Operating Company are unable to obtain cash from other sources to enable NMFC to meet the annual distribution requirement, NMFC may fail to qualify for the federal income tax benefits allowable to RICs and, thus, become subject to a corporate-level federal income tax (and any applicable state and local taxes).

Changes in laws or regulations governing the Operating Company's operations may adversely affect our business or cause the Operating Company to alter its business strategy.

Changes in the laws or regulations or the interpretations of the laws and regulations that govern BDCs, RICs or non-depository commercial lenders could significantly affect our operations and our cost of doing business. The New Mountain Finance Entities and the Operating Company's portfolio companies are subject to federal, state and local laws and regulations. New legislation may be enacted or new interpretations, rulings or regulations could be adopted, any of which could materially adversely affect our business, including with respect to the types of investments the Operating Company is permitted to make, and your interest as a stockholder potentially with

retroactive effect. In addition, any changes to the laws and regulations governing the Operating Company's operations relating to permitted investments may cause the Operating Company to alter its investment strategy in order to avail itself of new or different opportunities. These changes could result in material changes to the strategies and plans set forth in this prospectus and may result in the Operating Company's investment focus shifting from the areas of expertise of the Investment Adviser to other types of investments in which the Investment Adviser may have less expertise or little or no experience. Any such changes, if they occur, could have a material adverse effect on our business, results of operations and financial condition and, consequently, the value of your investment in us.

On July 21, 2010, the Dodd-Frank Wall Street Reform and Consumer Protection Act, or Dodd-Frank, became law. The scope of Dodd-Frank impacts many aspects of the financial services industry, and it requires the development and adoption of many implementing regulations over the next several months and years. The effects of Dodd-Frank on the financial services industry will depend upon the timing and substance of regulations adopted by the various regulatory authorities to implement Dodd-Frank.

The affect of global climate change may impact the operations of the Operating Company's portfolio companies.

There may be evidence of global climate change. Climate change creates physical and financial risk and some of the Operating Company's portfolio companies may be adversely affected by climate change. For example, the needs of customers of energy companies vary with weather conditions, primarily temperature and humidity. To the extent weather conditions are affected by climate change, energy use could increase or decrease depending on the duration and magnitude of any changes. Increases in the cost of energy could adversely affect the cost of operations of the Operating Company's portfolio companies if the use of energy products or services is material to their business. A decrease in energy use due to weather changes may affect some of the Operating Company's portfolio companies' financial condition, through decreased revenues. Extreme weather conditions in general require more system backup, adding to costs, and can contribute to increased system stresses, including service interruptions.

Pending legislation may allow the Operating Company to incur additional leverage.

As a BDC, under the 1940 Act the Operating Company generally is not permitted to incur indebtedness unless immediately after such borrowing the Operating Company has an asset coverage for total borrowings of at least 200.0% (i.e., the amount of debt may not exceed 50.0% of the value of the Operating Company's total assets or the Operating Company may borrow an amount equal to 100.0% of net assets). Recent legislation introduced in the U.S. House of Representatives, if passed, would modify this section of the 1940 Act and increase the amount of debt that BDCs may incur by modifying the percentage from 200.0% to 150.0%. As a result, the Operating Company may be able to incur additional indebtedness in the future and therefore your risk of an investment in NMFC's common stock may increase.

NMFC incurs significant costs as a result of being a publicly traded company.

As a publicly traded company, NMFC incurs legal, accounting and other expenses, which are paid by the Operating Company, including costs associated with the periodic reporting requirements applicable to a company whose securities are registered under the Exchange Act, as well as additional corporate governance requirements, including requirements under the Sarbanes-Oxley Act of 2002, or the "Sarbanes-Oxley Act", and other rules implemented by the SEC.

Efforts to comply with Section 404 of the Sarbanes-Oxley Act involve significant expenditures, and non-compliance with Section 404 of the Sarbanes-Oxley Act may adversely affect NMFC and the market price of NMFC's common stock.

The New Mountain Finance Entities are subject to the Sarbanes-Oxley Act, and the related rules and regulations promulgated by the SEC. Under current SEC rules, beginning with our fiscal year ending December 31, 2012, the Operating Company's management will be required to report on their internal control over financial reporting pursuant to Section 404 of the Sarbanes-Oxley Act, and rules and regulations of the SEC thereunder. The New Mountain Finance Entities will be required to review on an annual basis their respective internal control over financial reporting, and on a quarterly and annual basis to evaluate and disclose changes in our respective internal control over financial reporting. As a result, the New Mountain Finance Entities expect to incur significant additional expenses in the near term, which may negatively impact the Operating Company's financial performance and the Operating Company's ability to make distributions to its members and, consequently, NMFC's ability to make distributions to its stockholders. This process also may result in a diversion of management's time and attention. We cannot be certain as to the timing of completion of any evaluation, testing and remediation actions or the impact of the same on our operations and neither of the New Mountain Finance Entities may be able to ensure that the process is effective or that our internal control over financial reporting is or will be effective in a timely manner. In the event that the New Mountain Finance Entities are unable to maintain or achieve compliance with Section 404 of the Sarbanes-Oxley Act and related rules, the Operating Company and, consequently, the market price of NMFC's common stock may be adversely affected.

The Operating Company's business is highly dependent on information systems and systems failures could significantly disrupt our business, which may, in turn, negatively affect the market price of NMFC's common stock and its ability to pay dividends.

The Operating Company's business is highly dependent on the communications and information systems of the Investment Adviser and its affiliates. Any failure or interruption of such systems could cause delays or other problems in the Operating Company's activities. This, in turn, could have a material adverse effect on the Operating Company's operating results and, consequently, negatively affect the market price of NMFC's common stock and its ability to pay dividends to its stockholders. In addition, because many of the Operating Company's portfolio companies operate and rely on network infrastructure and enterprise applications and internal technology systems for development, marketing, operational, support and other business activities, a disruption or failure of any or all of these systems in the event of a major telecommunications failure, cyber-attack, fire, earthquake, severe weather conditions or other catastrophic event could cause system interruptions, delays in product development and loss of critical data and could otherwise disrupt their business operations.

RISKS RELATING TO THE OPERATING COMPANY'S INVESTMENTS

The Operating Company's investments in portfolio companies may be risky, and the Operating Company could lose all or part of any of its investments.

Investing in middle market businesses involves a number of significant risks. Among other things, these companies:

- may have limited financial resources and may be unable to meet their obligations under their debt instruments that the Operating Company holds, which may be accompanied by a deterioration in the value of any collateral and a reduction in the likelihood of the Operating Company realizing any guarantees from subsidiaries or affiliates of its portfolio companies

that the Operating Company may have obtained in connection with its investment, as well as a corresponding decrease in the value of any equity components of its investments;

- may have shorter operating histories, narrower product lines, smaller market shares and/or more significant customer concentrations than larger businesses, which tend to render them more vulnerable to competitors' actions and market conditions, as well as general economic downturns;
- are more likely to depend on the management talents and efforts of a small group of persons; therefore, the death, disability, resignation or termination of one or more of these persons could have a material adverse impact on the Operating Company's portfolio company and, in turn, on us;
- generally have less predictable operating results, may from time to time be parties to litigation, may be engaged in rapidly changing businesses with products subject to a substantial risk of obsolescence;
- may require substantial additional capital to support their operations, finance expansion or maintain their competitive position; and
- generally have less publicly available information about their businesses, operations and financial condition.

In addition, in the course of providing significant managerial assistance to certain of the Operating Company's portfolio companies, certain of the Operating Company's officers and directors may serve as directors on the boards of such companies. To the extent that litigation arises out of the Operating Company's investments in these companies, the Operating Company's officers and directors may be named as defendants in such litigation, which could result in an expenditure of funds (through the Operating Company's indemnification of such officers and directors) and the diversion of management time and resources.

The Operating Company's investment strategy, which is focused primarily on privately held companies, presents certain challenges, including the lack of available information about these companies.

The Operating Company invests primarily in privately held companies. There is generally little public information about these companies, and, as a result, the Operating Company must rely on the ability of the Investment Adviser to obtain adequate information to evaluate the potential returns from, and risks related to, investing in these companies. If the Operating Company is unable to uncover all material information about these companies, it may not make a fully informed investment decision, and it may lose money on its investments. Also, privately held companies frequently have less diverse product lines and smaller market presence than larger competitors. They are, thus, generally more vulnerable to economic downturns and may experience substantial variations in operating results. These factors could adversely affect the Operating Company's investment returns.

If the Operating Company makes unsecured investments, those investments might not generate sufficient cash flow to service their debt obligations to the Operating Company.

The Operating Company may make unsecured investments. Unsecured investments may be subordinated to other obligations of the obligor. Unsecured investments often reflect a greater possibility that adverse changes in the financial condition of the obligor or general economic conditions (including, for example, a substantial period of rising interest rates or declining earnings) or both may impair the ability of the obligor to make payment of principal and interest. If the Operating Company makes an unsecured investment in a portfolio company, that portfolio company

may be highly leveraged, and its relatively high debt-to-equity ratio may increase the risk that its operations might not generate sufficient cash to service its debt obligations.

If the Operating Company invests in the securities and obligations of distressed and bankrupt issuers, it might not receive interest or other payments.

From time to time, the Operating Company may invest in other types of investments which are not its primary focus, including investments in the securities and obligations of distressed and bankrupt issuers, including debt obligations that are in covenant or payment default. Such investments generally are considered speculative. The repayment of defaulted obligations is subject to significant uncertainties. Defaulted obligations might be repaid only after lengthy workout or bankruptcy proceedings, during which the issuer of those obligations might not make any interest or other payments.

The lack of liquidity in the Operating Company's investments may adversely affect our business.

The Operating Company invests, and will continue to invest, in companies whose securities are not publicly traded and whose securities will be subject to legal and other restrictions on resale or will otherwise be less liquid than publicly traded securities. The illiquidity of these investments may make it difficult for the Operating Company to sell these investments when desired. In addition, if the Operating Company is required or otherwise chooses to liquidate all or a portion of its portfolio quickly, it may realize significantly less than the value at which it had previously recorded these investments. The Operating Company's investments are usually subject to contractual or legal restrictions on resale or are otherwise illiquid because there is usually no established trading market for such investments. Because most of the Operating Company's investments are illiquid, the Operating Company may be unable to dispose of them in which case NMFC could fail to qualify as a RIC and/or BDC, or the Operating Company may be unable to do so at a favorable price, and, as a result, the Operating Company and NMFC may suffer losses.

Price declines and illiquidity in the corporate debt markets may adversely affect the fair value of the Operating Company's portfolio investments, reducing the Operating Company's net asset value through increased net unrealized depreciation.

As a BDC, the Operating Company is required to carry its investments at market value or, if no market value is ascertainable, at fair value as determined in good faith by its board of directors. Because NMFC is a holding company with no direct operations of its own, and its only business and sole asset is its ownership of units of the Operating Company, NMFC's net asset value will be based on the Operating Company's valuation of its investments and its percentage interest in the Operating Company. As part of the valuation process, the Operating Company may take into account the following types of factors, if relevant, in determining the fair value of its investments:

- a comparison of the portfolio company's securities to publicly traded securities;
- the enterprise value of a portfolio company;
- the nature and realizable value of any collateral;
- the portfolio company's ability to make payments and its earnings and discounted cash flow;
- the markets in which the portfolio company does business; and
- changes in the interest rate environment and the credit markets generally that may affect the price at which similar investments may be made in the future and other relevant factors.

When an external event such as a purchase transaction, public offering or subsequent sale occurs, the Operating Company will use the pricing indicated by the external event to corroborate its valuation. The Operating Company will record decreases in the market values or fair values of its investments as unrealized depreciation. Declines in prices and liquidity in the corporate debt markets may result in significant net unrealized depreciation in its portfolio. The effect of all of these factors on the Operating Company's portfolio may reduce the Operating Company's net asset value, and, indirectly, NMFC's net asset value based on its percentage interest in the Operating Company, by increasing net unrealized depreciation in the Operating Company's portfolio. Depending on market conditions, the Operating Company could incur substantial realized losses and may suffer additional unrealized losses in future periods, which could have a material adverse effect on its business, financial condition, results of operations and cash flows.

If the Operating Company is unable to make follow-on investments in its portfolio companies, the value of the Operating Company's investment portfolio could be adversely affected.

Following an initial investment in a portfolio company, the Operating Company may make additional investments in that portfolio company as "follow-on" investments, in order to (i) increase or maintain in whole or in part its equity ownership percentage, (ii) exercise warrants, options or convertible securities that were acquired in the original or subsequent financing or (iii) attempt to preserve or enhance the value of its investment. The Operating Company may elect not to make follow-on investments or may otherwise lack sufficient funds to make these investments. The Operating Company has the discretion to make follow-on investments, subject to the availability of capital resources. If the Operating Company fails to make follow-on investments, the continued viability of a portfolio company and its investment may, in some circumstances, be jeopardized and we could miss an opportunity for the Operating Company to increase its participation in a successful operation. Even if the Operating Company has sufficient capital to make a desired follow-on investment, it may elect not to make a follow-on investment because it may not want to increase its concentration of risk, either because it prefers other opportunities or because it is subject to BDC requirements that would prevent such follow-on investments or such follow-on investments would adversely impact NMFC's ability to maintain its RIC status.

The Operating Company's portfolio companies may incur debt that ranks equally with, or senior to, its investments in such companies.

The Operating Company invests in portfolio companies at all levels of the capital structure. The Operating Company's portfolio companies may have, or may be permitted to incur, other debt that ranks equally with, or senior to, the debt in which the Operating Company invests. By their terms, these debt instruments may entitle the holders to receive payment of interest or principal on or before the dates on which the Operating Company is entitled to receive payments with respect to the debt instruments in which it invests. In addition, in the event of insolvency, liquidation, dissolution, reorganization or bankruptcy of a portfolio company, holders of debt instruments ranking senior to the Operating Company's investment in that portfolio company would typically be entitled to receive payment in full before it receives any distribution. After repaying the senior creditors, the portfolio company may not have any remaining assets to use for repaying its obligation to the Operating Company. In the case of debt ranking equally with debt instruments in which the Operating Company invests, it would have to share on an equal basis any distributions with other creditors holding such debt in the event of an insolvency, liquidation, dissolution, reorganization or bankruptcy of the relevant portfolio company.

The disposition of the Operating Company's investments may result in contingent liabilities.

Most of the Operating Company's investments will involve private securities. In connection with the disposition of an investment in private securities, the Operating Company may be required to make representations about the business and financial affairs of the portfolio company typical of those made in connection with the sale of a business. The Operating Company may also be required to indemnify the purchasers of such investment to the extent that any such representations turn out to be inaccurate or with respect to certain potential liabilities. These arrangements may result in contingent liabilities that ultimately yield funding obligations that must be satisfied through the Operating Company's return of certain distributions previously made to it.

There may be circumstances where our debt investments could be subordinated to claims of other creditors or the Operating Company could be subject to lender liability claims.

Even though the Operating Company may have structured certain of its investments as senior loans, if one of its portfolio companies were to go bankrupt, depending on the facts and circumstances, including the extent to which the Operating Company actually provided managerial assistance to that portfolio company, a bankruptcy court might re-characterize its debt investment and subordinate all or a portion of the Operating Company's claim to that of other creditors. The Operating Company may also be subject to lender liability claims for actions taken by it with respect to a borrower's business or instances where it exercises control over the borrower. It is possible that the Operating Company could become subject to a lender's liability claim, including as a result of actions taken in rendering significant managerial assistance.

Second priority liens on collateral securing loans that the Operating Company makes to its portfolio companies may be subject to control by senior creditors with first priority liens. If there is a default, the value of the collateral may not be sufficient to repay in full both the first priority creditors and the Operating Company.

Certain loans to portfolio companies will be secured on a second priority basis by the same collateral securing senior secured debt of such companies. The first priority liens on the collateral will secure the portfolio company's obligations under any outstanding senior debt and may secure certain other future debt that may be permitted to be incurred by the portfolio company under the agreements governing the loans. The holders of obligations secured by the first priority liens on the collateral will generally control the liquidation of and be entitled to receive proceeds from any realization of the collateral to repay their obligations in full before the Operating Company. In addition, the value of the collateral in the event of liquidation will depend on market and economic conditions, the availability of buyers and other factors. There can be no assurance that the proceeds, if any, from the sale or sales of all of the collateral would be sufficient to satisfy the loan obligations secured by the second priority liens after payment in full of all obligations secured by the first priority liens on the collateral. If such proceeds are not sufficient to repay amounts outstanding under the loan obligations secured by the second priority liens, then the Operating Company, to the extent not repaid from the proceeds of the sale of the collateral, will only have an unsecured claim against the portfolio company's remaining assets, if any.

The rights the Operating Company may have with respect to the collateral securing the loans it makes to its portfolio companies with senior debt outstanding may also be limited pursuant to the terms of one or more intercreditor agreements entered into with the holders of first priority senior debt. Under an intercreditor agreement, at any time that obligations that have the benefit of the first priority liens are outstanding, any of the following actions that may be taken in respect of the collateral will be at the direction of the holders of the obligations secured by the first priority liens: the ability to cause the commencement of enforcement proceedings against the collateral, the ability to control the conduct of such proceedings, the approval of amendments to collateral documents; releases of liens on the collateral and waivers of past defaults under collateral documents. The Operating Company may not have the ability to control or direct these actions, even if its rights are adversely affected.

The Operating Company generally does not control its portfolio companies.

The Operating Company does not, and does not expect to, control most of its portfolio companies, even though the Operating Company may have board representation or board observation rights, and its debt agreements may contain certain restrictive covenants that limit the business and operations of its portfolio companies. As a result, the Operating Company is subject to the risk that a portfolio company may make business decisions with which the Operating Company disagrees and the management of such company, in which the Operating Company invests as representatives of the holders of their common equity, may take risks or otherwise act in ways that do not serve the Operating Company's interests as debt investors. Due to the lack of liquidity of the investments that the Operating Company typically holds in its portfolio companies, it may not be able to dispose of its investments in the event that the Operating Company disagrees with the actions of a portfolio company as readily as it would otherwise like to or at favorable prices which could decrease the value of its investments.

Economic recessions or downturns could impair the Operating Company's portfolio companies and harm its operating results.

Many of the Operating Company's portfolio companies may be susceptible to economic slowdowns or recessions and may be unable to repay its debt investments during these periods. Therefore, the Operating Company's non-performing assets are likely to increase, and the value of the Operating Company's portfolio is likely to decrease during these periods. Adverse economic conditions also may decrease the value of collateral securing some of the Operating Company's debt investments and the value of its equity investments. Economic slowdowns or recessions could lead to financial losses in the Operating Company's portfolio and a decrease in revenues, net income and assets. Unfavorable economic conditions also could increase the Operating Company's funding costs, limit NMFC's and the Operating Company's access to the capital markets or result in a decision by lenders not to extend credit to the Operating Company. These events could prevent the Operating Company from increasing investments and harm its operating results.

A number of the Operating Company's portfolio companies provide services to the U.S. government. Changes in the U.S. government's priorities and spending, or significant delays or reductions in appropriations of the U.S. government's funds, could have a material adverse effect on the financial position, results of operations and cash flows of such portfolio companies.

A number of the Operating Company's portfolio companies derive a substantial portion of their revenue from the U.S. government. Levels of the U.S. government's spending in future periods are very difficult to predict and subject to significant risks. In addition, significant budgetary constraints may result in further reductions to projected spending levels. In particular, U.S. government expenditures are subject to the potential for automatic reductions, generally referred to as "sequestration". Sequestration may occur during 2013, resulting in significant additional reductions to spending by the U.S. government on both existing and new contracts as well as disruption of ongoing programs. Even if sequestration does not occur, we expect that budgetary constraints and ongoing concerns regarding the U.S. national debt will continue to place downward pressure on U.S. government spending levels. Due to these and other factors, overall U.S. government spending could decline, which could result in significant reductions to the revenues, cash flow and profits of the Operating Company's portfolio companies that provide services to the U.S. government.

Defaults by the Operating Company's portfolio companies may harm its operating results.

A portfolio company's failure to satisfy financial or operating covenants imposed by the Operating Company or other lenders could lead to defaults and, potentially, termination of its loans

and foreclosure on its secured assets, which could trigger cross-defaults under other agreements and jeopardize a portfolio company's ability to meet its obligations under the debt or equity securities that the Operating Company holds.

The Operating Company may incur expenses to the extent necessary to seek recovery upon default or to negotiate new terms, which may include the waiver of certain financial covenants, with a defaulting portfolio company. In addition, lenders in certain cases can be subject to lender liability claims for actions taken by them when they become too involved in the borrower's business or exercise control over a borrower. It is possible that the Operating Company could become subject to a lender's liability claim, including as a result of actions taken if it renders significant managerial assistance to the borrower. Furthermore, if one of the Operating Company's portfolio companies were to file for bankruptcy protection, even though the Operating Company may have structured its investment as senior secured debt, depending on the facts and circumstances, including the extent to which the Operating Company provided managerial assistance to that portfolio company, a bankruptcy court might re-characterize its debt holding and subordinate all or a portion of the Operating Company's claim to claims of other creditors.

Prepayments of the Operating Company's debt investments by its portfolio companies could adversely impact the Operating Company's results of operations and reduce its return on equity.

The Operating Company is subject to the risk that the investments it makes in its portfolio companies may be repaid prior to maturity. When this occurs, subject to maintenance of NMFC's RIC status, the Operating Company will generally reinvest these proceeds in temporary investments, pending their future investment in new portfolio companies. These temporary investments will typically have substantially lower yields than the debt being prepaid and the Operating Company could experience significant delays in reinvesting these amounts. Any future investment in a new portfolio company may also be at lower yields than the debt that was repaid. As a result, the Operating Company's results of operations could be materially adversely affected if one or more of its portfolio companies elect to prepay amounts owed to the Operating Company. Additionally, prepayments could negatively impact the Operating Company's return on equity, which could result in a decline in the market price of NMFC's common stock.

The Operating Company may not realize gains from its equity investments.

When the Operating Company invests in portfolio companies, it may acquire warrants or other equity securities of portfolio companies as well. The Operating Company may also invest in equity securities directly. To the extent the Operating Company holds equity investments, it will attempt to dispose of them and realize gains upon its disposition of them. However, the equity interests the Operating Company receives may not appreciate in value and, in fact, may decline in value. As a result, the Operating Company may not be able to realize gains from its equity interests, and any gains that it does realize on the disposition of any equity interests may not be sufficient to offset any other losses it experiences. The Operating Company also may be unable to realize any value if a portfolio company does not have a liquidity event, such as a sale of the business, recapitalization or public offering, which would allow the Operating Company to sell the underlying equity interests.

The performance of the Operating Company's portfolio companies may differ from its historical performance as its investment strategy will include primary originations in addition to secondary market purchases.

Historically, the Operating Company's investment strategy consisted primarily of secondary market purchases in debt securities. The Operating Company recently adjusted its investment strategy to also include primary originations. While loans the Operating Company originates and

loans its purchases in the secondary market face many of the same risks associated with the financing of leveraged companies, the Operating Company may be exposed to different risks depending on specific business considerations for secondary market purchases or origination of loans. As a result, this strategy may result in different returns from these investments than the types of returns it has historically experienced from secondary market purchases of debt securities.

The Operating Company may be subject to additional risks if it invests in foreign securities and/or engage in hedging transactions.

The 1940 Act generally requires that 70.0% of the Operating Company's investments be in issuers each of whom is organized under the laws of, and has its principal place of business in, any state of the United States, the District of Columbia, Puerto Rico, the Virgin Islands or any other possession of the United States. The Operating Company's investment strategy does not presently contemplate significant investments in securities of non-U.S. companies. However, the Operating Company may desire to make such investments in the future, to the extent that such transactions and investments are permitted under the 1940 Act. The Operating Company expects that these investments would focus on the same types of investments that it makes in U.S. middle market companies and accordingly would be complementary to its overall strategy and enhance the diversity of its holdings. Investing in foreign companies could expose the Operating Company to additional risks not typically associated with investing in U.S. companies. These risks include changes in exchange control regulations, political and social instability, expropriation, imposition of foreign taxes, less liquid markets and less available information than is generally the case in the United States, higher transaction costs, less government supervision of exchanges, brokers and issuers, less developed bankruptcy laws, difficulty in enforcing contractual obligations, lack of uniform accounting and auditing standards and greater price volatility. Investments denominated in foreign currencies would be subject to the risk that the value of a particular currency will change in relation to one or more other currencies. Among the factors that may affect currency values are trade balances, the level of short-term interest rates, differences in relative values of similar assets in different currencies, long-term opportunities for investment and capital appreciation and political developments. The Operating Company may employ hedging techniques to minimize these risks, but it can offer no assurance that it will, in fact, hedge currency risk, or that if it does, such strategies will be effective.

Engaging in hedging transactions would also, indirectly, entail additional risks to NMFC's stockholders. Although it is not currently anticipated that the Operating Company would engage in hedging transactions as a principal investment strategy, if the Operating Company determined to engage in hedging transactions it generally would seek to hedge against fluctuations of the relative values of its portfolio positions from changes in market interest rates or currency exchange rates. Hedging against a decline in the values of the Operating Company's portfolio positions would not eliminate the possibility of fluctuations in the values of such positions or prevent losses if the values of the positions declined. However, such hedging could establish other positions designed to gain from those same developments, thereby offsetting the decline in the value of such portfolio positions.

These hedging transactions could also limit the opportunity for gain if the values of the underlying portfolio positions increased. Moreover, it might not be possible to hedge against an exchange rate or interest rate fluctuation that was so generally anticipated that the Operating Company would not be able to enter into a hedging transaction at an acceptable price. If the Operating Company chooses to engage in hedging transactions, there can be no assurances that the Operating Company will achieve the intended benefits of such transactions and, depending on the degree of exposure such transactions could create, such transactions may expose the Operating Company and, indirectly, NMFC to risk of loss.

While the Operating Company may enter into these types of transactions to seek to reduce currency exchange rate and interest rate risks, unanticipated changes in currency exchange rates or interest rates could result in poorer overall investment performance than if it had not engaged in any such hedging transactions. In addition, the degree of correlation between price movements of the instruments used in a hedging strategy and price movements in the portfolio positions being hedged could vary. Moreover, for a variety of reasons, the Operating Company might not seek to establish a perfect correlation between the hedging instruments and the portfolio holdings being hedged. Any imperfect correlation could prevent the Operating Company from achieving the intended hedge and expose the Operating Company and NMFC to risk of loss. In addition, it might not be possible to hedge fully or perfectly against currency fluctuations affecting the value of securities denominated in non-U.S. currencies because the value of those securities would likely fluctuate as a result of factors not related to currency fluctuations.

RISKS RELATING TO OUR CORPORATE STRUCTURE

NMFC is a holding company with no direct operations of its own, and will depend on distributions from the Operating Company to meet its ongoing obligations.

NMFC is a holding company with no direct operations of its own, and its only business and sole asset is its direct ownership of units of the Operating Company. As a result, all investment decisions relating to the Operating Company's portfolio will be made by the Investment Adviser under the supervision of the Operating Company's board of directors, which may be different from NMFC's board of directors. Although the Operating Company's Limited Liability Company Operating Agreement provides that in accordance with the 1940 Act and to the extent required thereby, NMFC will "pass through" its votes on all matters subject to a member vote, including with respect to the election of the Operating Company's directors, NMFC will not, and indirectly, the stockholders of NMFC will not, have any control over the Operating Company's day-to-day operations and investment decisions.

NMFC also does not have any independent ability to generate revenue, and its only sources of cash flow from operations are distributions from the Operating Company. Consequently, NMFC relies on the Operating Company to cover the expenses of its day-to-day business, including expenses incident to NMFC's status as a public company. Pursuant to the Administration Agreement, the Operating Company will reimburse the Administrator for NMFC's allocable portion of overhead and other expenses incurred by the Administrator in performing its obligations to NMFC under the Administration Agreement. However, if the Operating Company cannot or does not make the payments required pursuant to the Administration Agreement, NMFC may be unable to cover these expenses.

In addition, since NMFC is a holding company, its ability to pay distributions to its stockholders depends on the prior distribution from the Operating Company of cash in an amount sufficient to pay quarterly distributions and to obtain and maintain its status as a RIC. The distribution of cash flows by the Operating Company to NMFC is subject to statutory restrictions under the Delaware Limited Liability Company Act, the 1940 Act and contractual restrictions under the Credit Facilities or any other debt financing facility that may limit the Operating Company's or NMF SLF's ability to make distributions. In addition, any distributions and payments of fees or costs will be based upon the Operating Company's financial performance. Any distributions of cash will be made on a pro rata basis to all of the Operating Company's members, including NMFC, in accordance with each unit holders' respective percentage interest.

New Mountain Capital or its affiliates may have interests that differ from your interests as stockholders of NMFC.

Guardian AIV indirectly owns, through AIV Holdings, approximately 40.0% of the units of the Operating Company as of February 27, 2013. New Mountain's interests, the interests of the partners in Guardian AIV and the interests of those persons affiliated with New Mountain Capital that participated in the Concurrent Private Placement may differ from, or conflict with, your interests as stockholders of NMFC. For example, conflicts arising under the Registration Rights Agreement will be resolved as set forth therein. Under the Registration Rights Agreement, AIV Holdings and the Operating Company's Chairman and a related entity will have priority over NMFC or any other NMFC stockholder when selling any shares of NMFC common stock pursuant to their exercise of registration rights under that agreement.

Circumstances may arise in the future when the interests of the Operating Company's members conflict with the interests of NMFC's stockholders. The Operating Company's board of directors and the board of directors of NMFC are comprised of the same members. However, the Operating Company's board of directors owes fiduciary duties to its members that could conflict with the fiduciary duties NMFC's board of directors owes to its stockholders.

Any future exchange by AIV Holdings of units of the Operating Company for shares of NMFC's common stock would significantly dilute the voting power of NMFC's current stockholders with respect to the election of NMFC directors or other matters that require the approval of NMFC stockholders only. In addition, the interests of the partners of Guardian AIV following such exchange by AIV Holdings may be adverse to the interests of NMFC's stockholders and could limit your ability to influence the outcome of key transactions, including any change of control.

Pursuant to the terms of the Operating Company's Limited Liability Company Operating Agreement, AIV Holdings will have the right to exchange its units for shares of NMFC's common stock on a one-for-one basis. Guardian AIV indirectly owns, through AIV Holdings, approximately 40.0% of the units of the Operating Company as of February 27, 2013. If AIV Holdings exercised its exchange rights with respect to a significant number of units, the voting power of NMFC's stockholders would be significantly diluted. As a result, Guardian AIV, indirectly through AIV Holdings, would retain significant influence over decisions that require the approval of NMFC's stockholders exclusively (such as the election of its directors and the approval of mergers or other significant corporate transactions) regardless of whether or not NMFC's other stockholders believe that such decisions are in NMFC's own best interests. If AIV Holdings exercised its exchange rights in full, Guardian AIV, indirectly through AIV Holdings would own approximately 40.0% of all outstanding shares of NMFC's common stock as of February 27, 2013. However, these entities would not exercise voting control over their shares of common stock because the right to vote those shares would be passed through to the partners of these entities. These investors, along with those persons affiliated with New Mountain Capital that participated in the Concurrent Private Placement, may have interests that differ from your interests, and they may vote in a way with which you disagree and that may be adverse to your interests as stockholders of NMFC. The concentration of ownership of NMFC's common stock following the exercise of AIV Holdings' exchange right may also have the effect of delaying, preventing or deterring a change of control of NMFC, could deprive NMFC's stockholders of an opportunity to receive a premium for their common stock as part of a sale of NMFC and may adversely affect the market price of NMFC's common stock.

RISKS RELATING TO NMFC'S COMMON STOCK

The market price of NMFC's common stock may fluctuate significantly.

The market price and liquidity of the market for shares of NMFC's common stock may be significantly affected by numerous factors, some of which are beyond our control and may not be directly related to the Operating Company's operating performance. These factors include:

- price and volume fluctuations in the overall stock market or in the market for BDCs from time to time;
- investor demand for shares of NMFC's common stock;
- significant volatility in the market price and trading volume of securities of registered closed-end management investment companies, BDCs or other financial services companies, which is not necessarily related to the operating performance of these companies;
- the inability to raise equity capital;
- the Operating Company's inability to borrow money or deploy or invest its capital;
- fluctuations in interest rates;
- any shortfall in revenue or net income or any increase in losses from levels expected by investors or securities analysts;
- operating performance of companies comparable to the Operating Company;
- changes in regulatory policies or tax guidelines with respect to RICs or BDCs;
- NMFC's or the Operating Company's loss of status as or ability to operate as BDCs;
- NMFC's failure to qualify as a RIC, loss of RIC status or ability to operate as a RIC;
- actual or anticipated changes in the Operating Company's earnings or fluctuations in its operating results;
- changes in the value of the Operating Company's portfolio of investments;
- general economic conditions, trends and other external factors;
- departures of key personnel; or
- loss of a major source of funding.

In addition, we are required to continue to meet certain listing standards in order for our common stock to remain listed on the New York Stock Exchange ("NYSE"). On January 2, 2013, we received a letter of public reprimand from the NYSE indicating that NMFC had failed to comply with Section 204.12 of the NYSE Listed Company Manual requiring ten days prior notice of a record date, in connection with the announcement of a special dividend distribution. If NMFC were to be delisted by the NYSE, the liquidity of NMFC's common stock would be materially impaired.

Investing in NMFC's common stock may involve an above average degree of risk.

The investments the Operating Company may make may result in a higher amount of risk, volatility or loss of principal than alternative investment options. These investments in portfolio companies may be highly speculative and aggressive, and therefore, an investment in NMFC's common stock may not be suitable for investors with lower risk tolerance.

Sales of substantial amounts of NMFC's common stock in the public market may have an adverse effect on the market price of its common stock.

Sales of substantial amounts of NMFC's common stock, including by itself directly, AIV Holdings, if it exercises its right to exchange its units of the Operating Company for shares of NMFC's common stock on a one-for-one basis, or New Mountain Guardian Partners, L.P. or its transferees or the perception that such sales could occur, could materially adversely affect the prevailing market prices for NMFC's common stock. AIV Holdings currently intends to sell its interest in the Operating Company's business as soon as practicable from time to time, depending on market conditions and any applicable contractual or legal restrictions. AIV Holdings, and the Investment Adviser, if applicable with respect to any units received as payment of the incentive fee, have the right, subject to certain conditions, to require NMFC to register under the federal securities laws the sale of any shares of NMFC's common stock held by them or that may be issued to and held by them upon exercise by AIV Holdings of the exchange right.

In addition, NMFC has granted AIV Holdings, the Operating Company's Chairman, an entity related to the Operating Company's Chairman and the Investment Adviser, if applicable with respect to any units received as payment of the incentive fee, and their permitted transferees certain "piggyback" registration rights which allow them to include their shares in any future registrations of NMFC equity securities, whether or not that registration relates to a primary offering by NMFC or a secondary offering by or on behalf of any of NMFC's stockholders or AIV Holdings. In particular, these parties will have priority over NMFC and any other of its stockholders in any registration that is an underwritten offering. Any such filing or the perception that such a filing may occur, could cause the prevailing market price of NMFC's common stock to decline and may impact NMFC's ability to sell equity to finance the Operating Company's operations. If substantial amounts of NMFC's common stock were sold, this could impair its ability to raise additional capital through the sale of securities should NMFC desire to do so.

Certain provisions of NMFC's certificate of incorporation and bylaws, the Delaware General Corporation Law as well as other aspects of our structure, including Guardian AIV's substantial interest in the Operating Company, could deter takeover attempts and have an adverse impact on the price of NMFC's common stock.

NMFC's certificate of incorporation and bylaws as well as the Delaware General Corporation Law contain provisions that may have the effect of discouraging a third party from making an acquisition proposal for us. Among other things, NMFC's certificate of incorporation and bylaws:

- provide for a classified board of directors, which may delay the ability of NMFC's stockholders to change the membership of a majority of its board of directors;
- authorize the issuance of "blank check" preferred stock that could be issued by NMFC's board of directors to thwart a takeover attempt;
- do not provide for cumulative voting;
- provide that vacancies on the board of directors, including newly created directorships, may be filled only by a majority vote of directors then in office;
- provide that NMFC's directors may be removed only for cause;
- require supermajority voting to effect certain amendments to NMFC's certificate of incorporation and bylaws; and
- require stockholders to provide advance notice of new business proposals and director nominations under specific procedures.

These anti-takeover provisions may inhibit a change in control in circumstances that could give the holders of NMFC's common stock the opportunity to realize a premium over the market price for its common stock. The Credit Facilities also include covenants that, among other things, restrict its ability to dispose of assets, incur additional indebtedness, make restricted payments, create liens on assets, make investments, make acquisitions and engage in mergers or consolidations. The Credit Facilities also include change of control provisions that accelerate the indebtedness under this facility in the event of certain change of control events. In addition, certain aspects of our structure, including Guardian AIV's substantial interest in the Operating Company may have the effect of discouraging a third party from making an acquisition proposal for NMFC.

Shares of NMFC's common stock have traded at a discount from net asset value and may do so in the future.

Shares of closed-end investment companies have frequently traded at a market price that is less than the net asset value that is attributable to those shares. In part as a result of adverse economic conditions and increasing pressure within the financial sector of which we are a part, NMFC's common stock has at times traded below its net asset value per share since NMFC's IPO on May 19, 2011. NMFC's shares could once again trade at a discount to net asset value. The possibility that NMFC's shares of common stock may trade at a discount from net asset value over the long term is separate and distinct from the risk that our net asset value will decrease. We cannot predict whether shares of NMFC's common stock will trade above, at or below its net asset value. If NMFC's common stock trades below its net asset value, we will generally not be able to issue additional shares of NMFC's common stock at its market price without first obtaining the approval for such issuance from our stockholders and our independent directors. If additional funds are not available to us, we could be forced to curtail or cease the Operating Company's new lending and investment activities, and our net asset value could decrease and our level of distributions could be impacted.

You may not receive dividends or our dividends may decline or may not grow over time.

We cannot assure you that we will achieve investment results or maintain a tax status that will allow or require any specified level of cash distributions or year-to-year increases in cash distributions. In particular, our future dividends are dependent upon the investment income we receive on the Operating Company's portfolio investments. To the extent such investment income declines, our ability to pay future dividends may be harmed.

We will have broad discretion over the use of proceeds of any offering made pursuant to this prospectus, to the extent it is successful.

We will have significant flexibility in applying the proceeds of any offering made pursuant to this prospectus. We will also pay operating expenses, and may pay other expenses such as due diligence expenses of potential new investments, from net proceeds. Our ability to achieve our investment objective may be limited to the extent that the net proceeds of the offering, pending full investment, are used to pay operating expenses. In addition, we can provide you no assurance that the current offering will be successful, or that by increasing the size of our available equity capital our aggregate expenses, and correspondingly, our expense ratio, will be lowered.

CAUTIONARY STATEMENT REGARDING FORWARD-LOOKING STATEMENTS

This prospectus contains forward-looking statements that involve substantial risks and uncertainties. These forward-looking statements are not historical facts, but rather are based on current expectations, estimates and projections about us, the Operating Company's current and prospective portfolio investments, our industry, our beliefs, and our assumptions. Words such as "anticipates", "expects", "intends", "plans", "will", "may", "continue", "believes", "seeks", "estimates", "would", "could", "should", "targets", "projects" or variations of these words and similar expressions are intended to identify forward-looking statements. The forward-looking statements contained in this prospectus involve risks and uncertainties, including statements as to:

- our future operating results;
- the Operating Company's business prospects and the prospects of its portfolio companies;
- the impact of investments that the Operating Company expects to make;
- our contractual arrangements and relationships with third parties;
- the dependence of our future success on the general economy and its impact on the industries in which we invest;
- the ability of the Operating Company's portfolio companies to achieve their objectives;
- the Operating Company's expected financings and investments;
- the adequacy of our cash resources and working capital; and
- the timing of cash flows, if any, from the operations of the Operating Company's portfolio companies.

These statements are not guarantees of future performance and are subject to risks, uncertainties, and other factors, some of which are beyond our control and difficult to predict and could cause actual results to differ materially from those expressed or forecasted in the forward-looking statements, including without limitation:

- an economic downturn could impair the Operating Company's portfolio companies' ability to continue to operate, which could lead to the loss of some or all of the Operating Company's investments in such portfolio companies;
- a contraction of available credit and/or an inability to access the equity markets could impair our lending and investment activities;
- interest rate volatility could adversely affect our results, particularly if we elect to use leverage as part of our investment strategy;
- currency fluctuations could adversely affect the results of the Operating Company's investments in foreign companies, particularly to the extent that we receive payments denominated in foreign currency rather than U.S. dollars; and
- the risks, uncertainties and other factors we identify in "Risk Factors" and elsewhere in this prospectus and in our filings with the SEC.

Although we believe that the assumptions on which these forward-looking statements are based are reasonable, any of those assumptions could prove to be inaccurate, and as a result, the forward-looking statements based on those assumptions also could be inaccurate. Important assumptions include the Operating Company's ability to originate new loans and investments, certain margins and levels of profitability and the availability of additional capital. In light of these and other uncertainties, the inclusion of a projection or forward-looking statement in this prospectus should not be regarded as a representation by us that our plans and objectives will be achieved. These risks and uncertainties include those described or identified in "Risk Factors" and elsewhere in this prospectus. You should not place undue reliance on these forward-looking statements, which apply only as of the date of this prospectus. However, we will update this prospectus to reflect any material changes to the information contained herein. The forward-looking statements and projections contained in this prospectus are excluded from the safe harbor protection provided by Section 27A of the Securities Act.

USE OF PROCEEDS

The Operating Company intends to use the net proceeds from the sale of NMFC's common stock pursuant to this prospectus for new investments in portfolio companies in accordance with the Operating Company's investment objective and strategies described in this prospectus, to temporarily repay indebtedness (which will be subject to reborrowing), to pay our operating expenses, to pay distributions to our stockholders/unit holders and for general corporate purposes, and other working capital needs. The Operating Company is continuously identifying, reviewing and, to the extent consistent with its investment objective, funding new investments. As a result, we typically raise capital as we deem appropriate to fund such new investments. The supplement to this prospectus relating to an offering will more fully identify the use of the proceeds from such offering.

We estimate that it will take less than six months for the Operating Company to substantially invest the net proceeds of any offering made pursuant to this prospectus, depending on the availability of attractive opportunities, market conditions and the amount raised. However, we can offer no assurance that we will be able to achieve this goal.

Proceeds not immediately used for new investments or the temporary repayment of debt will be invested primarily in cash, cash equivalents, U.S. government securities and other high-quality investments that mature in one year or less from the date of investment. These temporary investments are expected to provide a lower net return than we hope to achieve from the Operating Company's target investments.

We will not receive any proceeds from any sale of common stock by the selling stockholders identified under "Selling Stockholders".

PRICE RANGE OF COMMON STOCK AND DISTRIBUTIONS

NMFC's common stock is traded on the New York Stock Exchange ("NYSE") under the symbol "NMFC". The following table sets forth the net asset value ("NAV") per share of NMFC's common stock, the high and low closing sale price for NMFC's common stock, the closing sale price as a percentage of NAV and the quarterly dividend distributions per share for each fiscal quarter since NMFC's IPO on May 19, 2011.

| Fiscal Year Ended | NAV Per Share(3) | Closing Sales Price(4) | | Premium or Discount of High Sales to NAV(5) | Premium or Discount of Low Sales to NAV(5) | Declared Dividends Per Share(6) |
|-----------------------------|---------------------|---------------------------|----------|--|---|---------------------------------------|
| | | High | Low | | | |
| December 31, 2013 | | | | | | |
| First Quarter(1) | * | \$ 15.45 | \$ 14.69 | * | * | * |
| December 31, 2012 | | | | | | |
| Fourth Quarter | * | \$ 15.18 | \$ 13.75 | * | * | \$ 0.48(8) |
| Third Quarter | \$ 14.10 | \$ 15.50 | \$ 14.18 | 9.93% | 0.57% | \$ 0.34 |
| Second Quarter | \$ 13.83 | \$ 14.29 | \$ 13.28 | 3.33% | (3.98)% | \$ 0.57(9) |
| First Quarter | \$ 14.05 | \$ 13.75 | \$ 13.14 | (2.14)% | (6.48)% | \$ 0.32 |
| December 31, 2011(2) | | | | | | |
| Fourth Quarter | \$ 13.60 | \$ 13.41 | \$ 12.27 | (1.40)% | (9.78)% | \$ 0.30 |
| Third Quarter | \$ 13.32 | \$ 13.37 | \$ 10.77 | 0.38% | (19.14)% | \$ 0.29 |
| Second Quarter(7) | \$ 14.25 | \$ 13.55 | \$ 12.35 | (4.91)% | (13.33)% | \$ 0.27 |

(1) Period from January 1, 2013 through February 27, 2013.

(2) NMFC was not unitized until the IPO date of May 19, 2011.

(3) NAV is determined as of the last date in the relevant quarter and therefore may not reflect the NAV per share on the date of the high and low sales prices. The NAVs shown are based on outstanding shares at the end of each period.

(4) Closing sales price is determined as the high or low closing sales price noted within the respective quarter, not adjusted for dividends.

(5) Calculated as of the respective high or low sales price divided by the quarter end NAV.

(6) Represents the dividend paid for the specified quarter.

(7) Period from May 19, 2011 through June 30, 2011 (excludes IPO price of \$13.75).

(8) Includes a fourth quarter dividend of \$0.34 per share payable on December 28, 2012 and a special dividend of \$0.14 per share payable on January 31, 2013.

(9) Includes a special dividend of \$0.23 per share payable on May 31, 2012 and a second quarter dividend of \$0.34 per share payable on June 29, 2012.

* Not determinable at the time of filing.

On February 27, 2013, the last reported sales price of NMFC's common stock was \$15.08 per share. As of September 30, 2012, the Operating Company had two record holders, which were NMFC and AIV Holdings, whereas NMFC had approximately 17 stockholders of record and approximately three beneficial owners whose shares are held in the names of brokers, dealers, funds, trusts and clearing agencies. The Operating Company is not a publicly traded entity.

Shares of BDCs may trade at a market price that is less than the value of the net assets attributable to those shares. The possibility that NMFC's shares of common stock will trade at a

discount from net asset value or at premiums that are unsustainable over the long term are separate and distinct from the risk that our net asset value will decrease. Since NMFC's initial public offering on May 19, 2011, NMFC's shares of common stock have traded at times at a discount to the net assets attributable to those shares. As of February 27, 2013, NMFC's shares of common stock traded at a premium of approximately 7.0% of the net asset value attributable to those shares as of September 30, 2012. It is not possible to predict whether the shares offered hereby will trade at, above, or below net asset value.

Since NMFC is a holding company, distributions will be paid on NMFC's common stock from distributions received from the Operating Company. The Operating Company intends to make distributions to its unit holders that will be sufficient to enable NMFC to pay quarterly distributions to NMFC's stockholders and to obtain and maintain NMFC's status as a regulated investment company. NMFC intends to distribute approximately its entire portion of the Operating Company's Adjusted Net Investment Income on a quarterly basis and substantially its entire portion of the Operating Company's taxable income on an annual basis, except that they may retain certain net capital gains for reinvestment.

NMFC has adopted an "opt out" dividend reinvestment plan on behalf of its stockholders, whereas NMFC stockholders' cash dividends will be automatically reinvested in additional shares of NMFC's common stock, unless the stockholder elects to receive cash. Cash dividends reinvested in additional shares of NMFC's common stock will be automatically reinvested by NMFC into additional units of the Operating Company.

NMFC applies the following in implementing the dividend reinvestment plan. If the price at which newly issued shares are to be credited to stockholders' accounts is greater than 110.0% of the last determined net asset value of the shares, NMFC will use only newly issued shares to implement its dividend reinvestment plan. Under such circumstances, the number of shares to be issued to a stockholder is determined by dividing the total dollar amount of the distribution payable to such stockholder by the market price per share of NMFC's common stock on the NYSE on the distribution payment date. Market price per share on that date will be the closing price for such shares on the NYSE or, if no sale is reported for such day, the average of their electronically reported bid and asked prices. If NMFC uses newly issued shares to implement the plan, NMFC will receive, on a one-for-one basis, additional units of the Operating Company in exchange for cash distributions that are reinvested in shares of NMFC's common stock under the dividend reinvestment plan.

If the price at which newly issued shares are to be credited to stockholders' accounts is less than 110.0% of the last determined net asset value of the shares, NMFC will either issue new shares or instruct the plan administrator to purchase shares in the open market to satisfy the additional shares required. Shares purchased in open market transactions by the plan administrator will be allocated to a stockholder based on the average purchase price, excluding any brokerage charges or other charges, of all shares of common stock purchased in the open market. The number of shares of NMFC's common stock to be outstanding after giving effect to payment of the distribution cannot be established until the value per share at which additional shares will be issued has been determined and elections of NMFC's stockholders have been tabulated.

The following table reflects the cash distributions, including dividends and returns of capital, if any, per unit/share that have been declared by the Operating Company's board of directors, and subsequently NMFC's board of directors, since NMFC's IPO:

| Date Declared | Record Date | Payment Date | Amount |
|----------------------|--------------------|---------------------|----------------|
| December 27, 2012(1) | December 31, 2012 | January 31, 2013 | \$ 0.14 |
| November 6, 2012 | December 14, 2012 | December 28, 2012 | 0.34 |
| August 8, 2012 | September 14, 2012 | September 28, 2012 | 0.34 |
| May 8, 2012 | June 15, 2012 | June 29, 2012 | 0.34 |
| May 8, 2012(2) | May 21, 2012 | May 31, 2012 | 0.23 |
| March 7, 2012 | March 15, 2012 | March 30, 2012 | 0.32 |
| November 8, 2011 | December 15, 2011 | December 30, 2011 | \$ 0.30 |
| August 10, 2011 | September 15, 2011 | September 30, 2011 | 0.29 |
| August 10, 2011 | August 22, 2011 | August 31, 2011 | 0.27 |
| Total | | | <u>\$ 2.57</u> |

- (1) Special dividend intended to minimize to the greatest extent possible NMFC's federal income or excise tax liability.
- (2) Special dividend related to estimated realized capital gains attributable to the Operating Company's investments in Lawson Software, Inc. and Infor Lux Bond Company.

Tax characteristics of all dividends paid by NMFC are reported to stockholders on Form 1099 after the end of the calendar year. Future quarterly dividends, if any, for the New Mountain Finance Entities will be determined by their respective board of directors.

MANAGEMENT'S DISCUSSION AND ANALYSIS OF FINANCIAL CONDITION AND RESULTS OF OPERATIONS

The information contained in this section should be read in conjunction with the Selected Financial and Other Data and our Financial Statements and notes thereto appearing elsewhere in this prospectus. In addition to historical information, the following discussion and other parts of this prospectus contain forward-looking information that involves risks and uncertainties. Our actual results could differ materially from those anticipated by such forward-looking information due to the factors discussed under "Risk Factors" and "Cautionary Statement Regarding Forward-Looking Statements" appearing elsewhere in this prospectus.

Overview

The Operating Company is a Delaware limited liability company. The Operating Company is externally managed and has elected to be treated as a BDC under the 1940 Act. As such, the Operating Company is obligated to comply with certain regulatory requirements. The Operating Company intends to be treated as a partnership for federal income tax purposes for so long as it has at least two members.

The Operating Company is externally managed by the Investment Adviser. The Administrator provides the administrative services necessary for operations. The Investment Adviser and Administrator are wholly-owned subsidiaries of New Mountain Capital. New Mountain Capital is a firm with a track record of investing in the middle market and with assets under management (which includes amounts committed, not all of which have been drawn down and invested to date) totaling approximately \$9.0 billion as of September 30, 2012 and December 31, 2011. New Mountain Capital focuses on investing in defensive growth companies across its private equity, public equity, and credit investment vehicles. The Operating Company, formerly known as New Mountain Guardian (Leveraged), L.L.C., was originally formed as a subsidiary of Guardian AIV by New Mountain Capital in October 2008. Guardian AIV was formed through an allocation of approximately \$300.0 million of the \$5.1 billion of commitments supporting New Mountain Partners III, L.P., a private equity fund managed by New Mountain Capital. In February 2009, New Mountain Capital formed a co-investment vehicle, New Mountain Guardian Partners, L.P., comprising \$20.4 million of commitments.

NMFC is a Delaware corporation that was originally incorporated on June 29, 2010. NMFC is a closed-end, non-diversified management investment company that has elected to be treated as a BDC under the 1940 Act. As such, NMFC is obligated to comply with certain regulatory requirements. NMFC has elected to be treated, and intends to comply with the requirements to continue to qualify annually, as a RIC under Subchapter M of the Code.

AIV Holdings is a Delaware corporation that was originally incorporated on March 11, 2011. Guardian AIV, a Delaware limited partnership, is AIV Holdings' sole stockholder. AIV Holdings is a closed-end, non-diversified management investment company that has elected to be treated as a BDC under the 1940 Act. As such, AIV Holdings is obligated to comply with certain regulatory requirements. AIV Holdings has elected to be treated, and intends to comply with the requirements to continue to qualify annually, as a RIC under the Code.

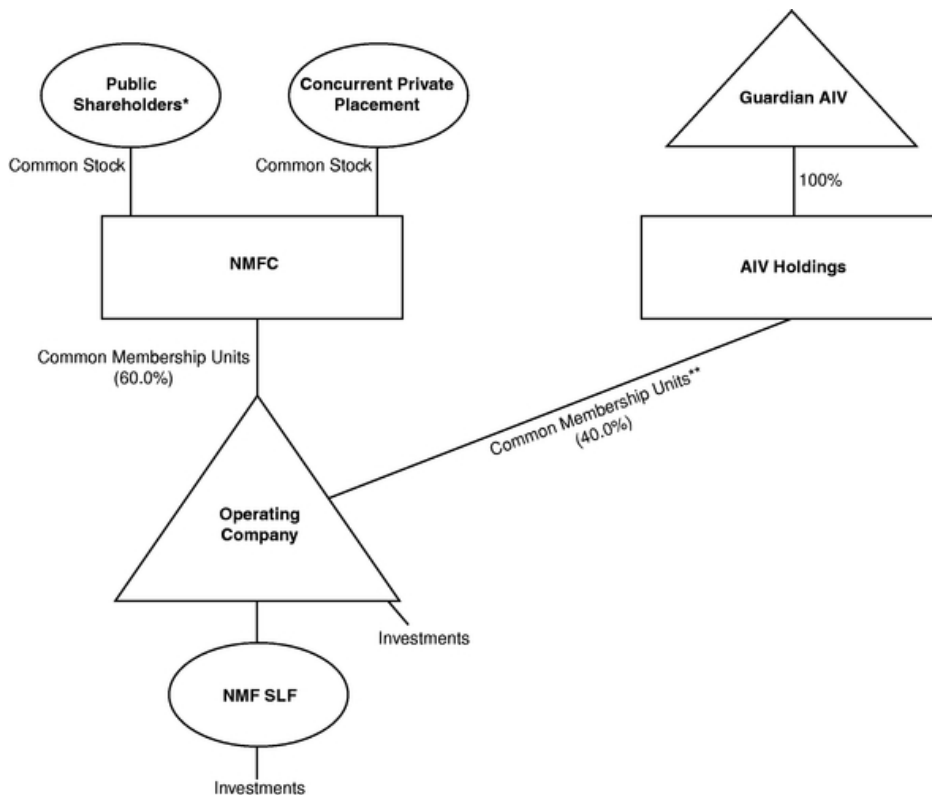
On May 19, 2011, NMFC priced its IPO of 7,272,727 shares of common stock at a public offering price of \$13.75 per share. Concurrently with the closing of the IPO and at the public offering price of \$13.75 per share, NMFC sold an additional 2,172,000 shares of its common stock to certain executives and employees of, and other individuals affiliated with, New Mountain Capital in the Concurrent Private Placement. Additionally, 1,252,964 shares were issued to the partners of New Mountain Guardian Partners, L.P. at that time for their ownership interest in the Predecessor Entities. In connection with NMFC's IPO and through a series of transactions, the Operating

Company owns all of the operations of the Predecessor Entities, including all of the assets and liabilities related to such operations.

NMFC and AIV Holdings are holding companies with no direct operations of their own, and their sole asset is their ownership in the Operating Company. NMFC and AIV Holdings each entered into a joinder agreement with respect to the Limited Liability Company Agreement, as amended and restated, of the Operating Company, pursuant to which NMFC and AIV Holdings were admitted as members of the Operating Company. NMFC acquired from the Operating Company, with the gross proceeds of the IPO and the Concurrent Private Placement, units of the Operating Company (the number of units are equal to the number of shares of NMFC's common stock sold in the IPO and the Concurrent Private Placement). Additionally, NMFC received units of the Operating Company equal to the number of shares of common stock of NMFC issued to the partners of New Mountain Guardian Partners, L.P. Guardian AIV was the parent of the Operating Company prior to the IPO and, as a result of the transactions completed in connection with the IPO, obtained units in the Operating Company. Guardian AIV contributed its units in the Operating Company to its newly formed subsidiary, AIV Holdings, in exchange for common stock of AIV Holdings. AIV Holdings has the right to exchange all or any portion of its units in the Operating Company for shares of NMFC's common stock on a one-for-one basis at any time.

The current structure was designed to generally prevent NMFC and its stockholders from being allocated taxable income with respect to unrecognized gains that existed at the time of the IPO in the Predecessor Entities' assets, and rather such amounts would be allocated generally to AIV Holdings and its stockholders. The result is that any distributions made to NMFC's stockholders that are attributable to such gains generally will not be treated as taxable dividends but rather as return of capital.

The diagram below depicts our current organizational structure as of February 27, 2013.



* Includes partners of New Mountain Guardian Partners, L.P.

** These common membership units are exchangeable into shares of NMFC common stock on a one-for-one basis.

Our investment objective is to generate current income and capital appreciation through the sourcing and origination of debt securities at all levels of the capital structure, including first and second lien debt, notes, bonds and mezzanine securities. In some cases, our investments may also include equity interests. The primary focus is in the debt of defensive growth companies, which are defined as generally exhibiting the following characteristics: (i) sustainable secular growth drivers, (ii) high barriers to competitive entry, (iii) high free cash flow after capital expenditure and working capital needs, (iv) high returns on assets and (v) niche market dominance.

As of September 30, 2012, the Operating Company's net asset value was \$520.4 million and its portfolio had a fair value of approximately \$858.9 million in 58 portfolio companies, with a weighted average Yield to Maturity of approximately 9.9%. This Yield to Maturity calculation assumes that all investments not on non-accrual are purchased at fair value on September 30, 2012 and held until their respective maturities with no prepayments or losses and exited at par at maturity. The actual yield to maturity may be higher or lower due to the future selection of LIBOR contracts by the individual companies in the Operating Company's portfolio or other factors.

As of December 31, 2011, the Operating Company' net asset value was \$420.5 million and its portfolio had a fair value of approximately \$703.5 million in 55 portfolio companies, with a weighted average Yield to Maturity of approximately 10.7%. This Yield to Maturity calculation assumes that all investments not on non-accrual are purchased at fair value on December 31, 2011 and held until their respective maturities with no prepayments or losses and exited at par at maturity. The actual yield to maturity may be higher or lower due to the future selection of LIBOR contracts by the individual companies in the Operating Company's portfolio or other factors.

Recent Developments

On December 7, 2012, NMFC completed a public offering of 3,250,000 shares of its common stock at a public offering price of \$14.80 per share. In connection with the offering, the underwriters purchased an additional 320,063 shares with the exercise of the overallotment option to purchase up to an additional 487,500 shares of common stock. As a result of this public offering, NMFC and AIV Holdings owned approximately 59.9% and 40.1%, respectively, of the units of the Operating Company.

On December 18, 2012, the Operating Company entered into an eighth amendment to the Holdings Credit Facility. This amendment increased the maximum revolving borrowings under the \$185.0 million Holdings Credit Facility by \$25.0 million for a new maximum borrowing amount of \$210.0 million. The advance rate for borrowings under the Holdings Credit Facility was increased from 67.0% to 70.0% on specified first lien debt securities.

On December 18, 2012, NMF SLF entered into an eleventh amendment to the SLF Credit Facility. This amendment increased the maximum revolving borrowings under the \$200.0 million SLF Credit Facility by \$15.0 million for a new maximum borrowing amount of \$215.0 million. The advance rate for borrowings under the SLF Credit Facility was increased from 67.0% to 70.0%.

On December 27, 2012, the Operating Company's board of directors, and subsequently NMFC's board of directors, declared a special dividend distribution of \$0.14 per unit/share payable on January 31, 2013 to holders of record as of December 31, 2012. Subsequently, AIV Holdings' board of directors declared a dividend payable on January 31, 2013 to holders of record as of December 31, 2012 in an amount equal to \$0.14 per unit multiplied by the total number of units owned by AIV Holdings of the Operating Company as of the record date.

Critical Accounting Policies

The preparation of financial statements and related disclosures in conformity with GAAP requires management to make estimates and assumptions that affect the reported amounts of assets and liabilities, disclosure of contingent assets and liabilities at the date of the financial statements, and revenues and expenses during the periods reported. Actual results could materially differ from those estimates. We have identified the following items as critical accounting policies.

Basis of Accounting

The Operating Company consolidates its wholly-owned subsidiary, NMF SLF. NMFC does not consolidate the Operating Company. NMFC applies investment company master-feeder financial statement presentation, as described in Accounting Standards Codification 946, *Financial Services — Investment Companies*, ("ASC 946") to their interest in the Operating Company. NMFC observes that it is industry practice to follow the presentation prescribed for a Master Fund-Feeder Fund structure in ASC 946 in instances in which a Master Fund is owned by more than one feeder fund and that such presentation provides stockholders of NMFC with a clearer depiction of their investment in the Master Fund.

Valuation and Leveling of Portfolio Investments

The Operating Company conducts the valuation of assets, pursuant to which its net asset value, and, consequently, NMFC's net asset value is determined, at all times consistent with GAAP and the 1940 Act.

The Operating Company values its assets on a quarterly basis, or more frequently if required under the 1940 Act. In all cases, the Operating Company's board of directors is ultimately and solely responsible for determining the fair value of its portfolio investments on a quarterly basis in good faith, including investments that are not publicly traded, those whose market prices are not readily available, and any other situation where its portfolio investments require a fair value determination. Security transactions are accounted for on a trade date basis. The Operating Company's quarterly valuation procedures are set forth in more detail below:

- (1) Investments for which market quotations are readily available on an exchange are valued at such market quotations based on the closing price indicated from independent pricing services.
- (2) Investments for which indicative prices are obtained from various pricing services and/or brokers or dealers are valued through a multi-step valuation process, as described below, to determine whether the quote(s) obtained is representative of fair value in accordance with GAAP.
 - a. Bond quotes are obtained through independent pricing services. Internal reviews are performed by the investment professionals of the Investment Adviser to ensure that the quote obtained is representative of fair value in accordance with GAAP and if so, the quote is used. If the Investment Adviser is unable to sufficiently validate the quote(s) internally and if the investment's par value exceeds the materiality threshold, the investment is valued similarly to those assets with no readily available quotes (see (3) below);
 - b. For investments other than bonds, the investment professionals of the Investment Adviser look at the number of quotes readily available and perform the following:
 - i. Investments for which two or more quotes are received from a pricing service are valued using the mean of the mean of the bid and ask of the quotes obtained;
 - ii. Investments for which one quote is received from a pricing service are validated internally. The investment professionals of the Investment Adviser analyze the market quotes obtained using an array of valuation methods (further described below) to validate the fair value. If the Investment Adviser is unable to sufficiently validate the quote internally and if the investment's par value exceeds the materiality threshold, the investment is valued similarly to those assets with no readily available quotes (see (3) below).
- (3) Investments for which quotations are not readily available through exchanges, pricing services, brokers, or dealers are valued through a multi-step valuation process:
 - a. Each portfolio company or investment is initially valued by the investment professionals of the Investment Adviser responsible for the credit monitoring;
 - b. Preliminary valuation conclusions will then be documented and discussed with the Operating Company's senior management;

- c. If an investment falls into (3) above for four consecutive quarters and if the investment's par value exceeds the materiality threshold, then at least once each fiscal year, the valuation for each portfolio investment for which the investment professionals of the Investment Adviser do not have a readily available market quotation will be reviewed by an independent valuation firm engaged by the Operating Company's board of directors.
- d. Also, when deemed appropriate by the Operating Company's management, an independent valuation firm may be engaged to review and value investment(s) of a portfolio company, without any preliminary valuation being performed by the Investment Adviser. The investment professionals of the Investment Adviser will review and validate the value provided.

Valuation methods may include comparisons of financial ratios of the portfolio companies that issued such private securities to peer companies that are public, the nature of and the realizable value of any collateral, the portfolio company's earnings, discounted cash flows, the ability to make payments, the markets in which the portfolio company conducts business, and other relevant factors, including available market data such as relevant and applicable market trading and transaction comparables; applicable market yields and multiples; security covenants; call protection provisions; information rights; comparable merger and acquisition transactions; and the principal market and enterprise values. When an external event such as a purchase transaction, public offering or subsequent sale occurs, the Operating Company will consider the pricing indicated by the external event to corroborate the private valuation.

The values assigned to investments are based upon available information and do not necessarily represent amounts which might ultimately be realized, since such amounts depend on future circumstances and cannot be reasonably determined until the individual positions are liquidated. Due to the inherent uncertainty of determining the fair value of investments that do not have a readily available market value, the fair value of the Operating Company's investments may fluctuate from period to period.

GAAP fair value measurement guidance classifies the inputs used in measuring fair value into three levels as follows:

Level I — Quoted prices (unadjusted) are available in active markets for identical investments and the Operating Company has the ability to access such quotes as of the reporting date. The type of investments which would generally be included in Level I include active exchange-traded equity securities and exchange-traded derivatives. As required by Accounting Standards Codification 820, *Fair Value Measurements and Disclosures* ("ASC 820"), the Operating Company, to the extent that we hold such investments, does not adjust the quoted price for these investments, even in situations where the Operating Company holds a large position and a sale could reasonably impact the quoted price.

Level II — Pricing inputs are observable for the investments, either directly or indirectly, as of the reporting date, but are not the same as those used in Level I. Level II inputs include the following:

- Quoted prices for similar assets or liabilities in active markets;
- Quoted prices for identical or similar assets or liabilities in non-active markets (examples include corporate and municipal bonds, which trade infrequently);
- Pricing models whose inputs are observable for substantially the full term of the asset or liability (examples include most over-the-counter derivatives, including foreign exchange forward contracts); and
- Pricing models whose inputs are derived principally from or corroborated by observable market data through correlation or other means for substantially the full term of the asset or liability.

Level III — Pricing inputs are unobservable for the investment and include situations where there is little, if any, market activity for the investment.

The inputs into the determination of fair value require significant judgment or estimation by management. A review of the fair value hierarchy classifications is conducted on a quarterly basis. Changes in the observability of valuation inputs may result in the reclassification of certain investments within the fair value hierarchy from period to period.

The following table summarizes the levels in the fair value hierarchy that the Operating Company's portfolio investments fall into as of September 30, 2012:

| | <u>Total</u> | <u>Level I</u> | <u>Level II</u> | <u>Level III</u> |
|--------------------------|-------------------|----------------|-------------------|-------------------|
| | (in thousands) | | | |
| First lien | \$ 516,697 | \$ — | \$ 466,136 | \$ 50,561 |
| Second lien | 306,001 | — | 262,746 | 43,255 |
| Subordinated | 29,798 | — | 22,259 | 7,539 |
| Equity and other | 6,388 | — | — | 6,388 |
| Total investments | \$ 858,884 | \$ — | \$ 751,141 | \$ 107,743 |

The following table summarizes the levels in the fair value hierarchy that the Operating Company's portfolio investments fall into as of December 31, 2011:

| | <u>Total</u> | <u>Level I</u> | <u>Level II</u> | <u>Level III</u> |
|--------------------------|-------------------|----------------|-------------------|------------------|
| | (in thousands) | | | |
| First lien | \$ 410,314 | \$ — | \$ 377,173 | \$ 33,141 |
| Second lien | 262,701 | — | 214,296 | 48,405 |
| Subordinated | 27,649 | — | 21,078 | 6,571 |
| Equity and other | 2,850 | — | — | 2,850 |
| Total investments | \$ 703,514 | \$ — | \$ 612,547 | \$ 90,967 |

NMFC is a holding company with no direct operations of its own, and its sole asset is its ownership in the Operating Company. NMFC's investments in the Operating Company are carried at fair value and represent the pro-rata interest in the net assets of the Operating Company as of the applicable reporting date. NMFC values its ownership interest on a quarterly basis, or more frequently if required under the 1940 Act.

The Operating Company generally uses the following framework when determining the fair value of investments where there are little, if any, market activity or observable pricing inputs.

Company Performance, Financial Review, and Analysis: Prior to investment, as part of its due diligence process, the Operating Company evaluates the overall performance and financial stability of the portfolio company. Post investment, the Operating Company analyzes each portfolio company's current operating performance and relevant financial trends versus prior year and budgeted results, including, but not limited to, factors affecting its revenue and earnings before interest, taxes, depreciation, and amortization ("EBITDA") growth, margin trends, liquidity position, covenant compliance and changes to its capital structure. The Operating Company also attempts to identify and subsequently track any developments at the portfolio company, within its customer or vendor base or within the industry or the macroeconomic environment, generally, that may alter any material element of its original investment thesis. This analysis is specific to each portfolio company. The Operating Company leverages the knowledge gained from its original due diligence process, augmented by this subsequent monitoring, to continually refine its outlook for each of its portfolio companies and ultimately form the valuation of its investment in each portfolio company.

Market Based Approach: The Operating Company typically estimates the total enterprise value of each portfolio company by utilizing market value cash flow (EBITDA) multiples of publicly traded comparable companies. The Operating Company carefully considers numerous factors when

selecting the appropriate companies whose trading multiples are used to value its portfolio companies. These factors include, but are not limited to, the type of organization, similarity to the business being valued, relevant risk factors, as well as size, profitability and growth expectations. The Operating Company generally applies an average of various relevant comparable company EBITDA multiples to the portfolio company's latest twelve month ("LTM") EBITDA or projected EBITDA to calculate portfolio company enterprise value. This is done in order to ensure that there is an appropriate level of value coverage for each investment. In applying the market based approach as of September 30, 2012, the Operating Company used a relevant EBITDA range of 3.50x to 11.60x for first lien debt investments and 5.50x to 8.00x for second lien and subordinated debt investments to determine the enterprise value of seven of its portfolio companies. The Operating Company believes this was a reasonable range in light of current comparable company trading levels and the specific companies involved.

Income Based Approach: The Operating Company also typically uses a discounted cash flow analysis to estimate the fair value of the investment. Projected cash flows represent the relevant security's contractual interest, fee and principal payments plus the assumption of full principal recovery at the investment's expected maturity date. These cash flows are discounted at a rate established utilizing a yield calibration approach, which incorporates changes in the credit quality (as measured by relevant statistics) of the portfolio company, as compared to changes in the yield associated with comparable credit quality market indices, between the date of origination and the valuation date. In applying the income based approach as of September 30, 2012, the Operating Company used a discount range of 6.5% to 14.5% for first lien debt investments, 11.5% to 13.1% for second lien debt investments and 17.0% to 22.1% for subordinated debt investments to value six of its portfolio companies.

Revenue Recognition

The Operating Company's revenue recognition policies are as follows:

Sales and paydowns of investments: Realized gains and losses on investments are determined on the specific identification method.

Interest income: Interest income, including amortization of premium and discount using the effective interest method, is recorded on the accrual basis and periodically assessed for collectability. Interest income also includes interest earned from cash on hand. Upon the prepayment of a loan or debt security, any prepayment penalties are recorded as part of interest income. The Operating Company has loans in the portfolio that contain a payment-in-kind ("PIK") provision. PIK represents interest that is accrued and recorded as interest income at the contractual rates, added to the loan principal on the respective capitalization dates, and generally due at maturity.

Non-accrual income: Loans are placed on non-accrual status when principal or interest payments are past due 30 days or more and when there is reasonable doubt that principal or interest will be collected. Accrued cash and un-capitalized PIK interest is generally reversed when a loan is placed on non-accrual status. Previously capitalized PIK interest is not reversed when an investment is placed on non-accrual status. Interest payments received on non-accrual loans may be recognized as income or applied to principal depending upon management's judgment of the ultimate outcome. Non-accrual loans are restored to accrual status when past due principal and interest is paid and, in management's judgment, are likely to remain current.

Other income: Other income represents delayed compensation, consent or amendment fees, revolver fees and other miscellaneous fees received. Delayed compensation is income earned from counterparties on trades that do not settle within a set number of business days after trade date.

NMFC's revenue recognition policy is as follows:

Revenue, expenses, and capital gains (losses): At each quarterly valuation date, the Operating Company's investment income, expenses, net realized gains (losses), and net increase (decrease) in unrealized appreciation (depreciation) are allocated to NMFC based on its pro-rata interest in the net assets of the Operating Company. This is recorded on NMFC's Statements of Operations. Realized gains and losses are recorded upon sales of NMFC's investments in the Operating Company. Net change in unrealized appreciation (depreciation) of investment in New Mountain Finance Holdings, L.L.C. is the difference between the net asset value per share and the closing price per share for shares issued as part of the dividend reinvestment plan on the dividend payment date. This net change in unrealized appreciation (depreciation) of investment in New Mountain Finance Holdings, L.L.C. includes the unrealized appreciation (depreciation) from the IPO. NMFC used the proceeds from its IPO and Concurrent Private Placement to purchase units in the Operating Company at \$13.75 per unit (its IPO price per share). At the IPO date, \$13.75 per unit represented a discount to the actual net asset value per unit of the Operating Company. As a result, NMFC experienced immediate unrealized appreciation on its investment.

All expenses are paid and recorded by the Operating Company. Expenses are allocated to NMFC based on pro-rata ownership interest. In addition, the Operating Company paid all of the offering costs related to the IPO. NMFC has recorded its portion of the offering costs excluding underwriters' discounts or commissions as a direct reduction to net assets and the cost of its investment in the Operating Company.

With respect to the expenses incident to any registration of shares of NMFC's common stock issued in exchange for units of the Operating Company, AIV Holdings is responsible for the expenses of any demand registration (including underwriters' discounts or commissions) and their pro-rata share of any "piggyback" registration expenses.

Monitoring of Portfolio Investments

The Operating Company monitors the performance and financial trends of its portfolio companies on at least a quarterly basis. The Operating Company attempts to identify any developments at the portfolio company or within the industry or the macroeconomic environment that may alter any material element of its original investment strategy.

The Operating Company uses an investment rating system to characterize and monitor the credit profile and expected level of returns on each investment in the portfolio. The Operating Company uses a four-level numeric rating scale as follows:

- Investment Rating 1 — Investment is performing materially above expectations;
- Investment Rating 2 — Investment is performing materially in-line with expectations. All new loans are rated 2 at initial purchase;
- Investment Rating 3 — Investment is performing materially below expectations and risk has increased materially since the original investment; and
- Investment Rating 4 — Investment is performing substantially below expectations and risks have increased substantially since the original investment. Payments may be delinquent. There is meaningful possibility that the Operating Company will not recoup its original cost basis in the investment and may realize a substantial loss upon exit.

As of September 30, 2012, all investments in the Operating Company's portfolio had an Investment Rating of 1 or 2 with the exception of two portfolio company names; one with an Investment Rating of 3 and the other with an Investment Rating of 4. As of September 30, 2012, the Operating Company's first lien positions in ATI Acquisition Company had an Investment Rating of 4 due to the underlying business encountering significant regulatory constraints which have led to the portfolio company's underperformance. As of September 30, 2012, the Operating Company's

original first lien position in ATI Acquisition Company remained on non-accrual status due to the inability of the portfolio company to service its interest payments for the quarter then ended and uncertainty about its ability to pay such amounts in the future. As of September 30, 2012, this first lien debt investment had a cost basis of \$4.3 million, a fair value of \$0.3 million and total unearned interest income of \$0.2 million and \$0.5 million, respectively, for the three and nine months then ended. Additionally, the Operating Company has two super priority first lien debt investments in ATI Acquisition Company with a combined cost basis of \$1.6 million and a combined fair value of \$1.1 million as of September 30, 2012. Unrealized gains include a fee that the Operating Company would receive upon maturity of the two super priority first lien debt investments. During the third quarter of 2012, the Operating Company placed the super priority first lien positions on non-accrual status as well, resulting in the aggregate reversal of accrued interest income of \$0.2 million, of which \$0.1 million was previously earned and accrued in prior periods (prior to the quarter ended September 30, 2012 and dating back to October 1, 2011). No PIK was recorded during the quarter ended September 30, 2012 related to the two super priority first lien positions. As of September 30, 2012, the Operating Company's total investment in ATI Acquisition Company had an aggregate cost basis of \$5.9 million and an aggregate fair value of \$1.5 million, putting the entire ATI Acquisition Company positions on non-accrual.

As of December 31, 2011, this first lien debt investment had a cost basis of \$4.4 million and a fair value of \$0.8 million. Additionally, the Operating Company has two super priority first lien debt investments in ATI Acquisition Company with a combined cost basis and fair value of \$1.6 million as of December 31, 2011. Neither super priority first lien positions are on non-accrual status. As of December 31, 2011, the Operating Company's total investment in ATI Acquisition Company had an aggregate cost basis of \$5.9 million and an aggregate fair value of \$2.4 million.

Portfolio and Investment Activity

The fair value of the Operating Company's investments was approximately \$858.9 million in 58 portfolio companies at September 30, 2012 and approximately \$703.5 million in 55 portfolio companies at December 31, 2011. For the nine months ended September 30, 2012, the Operating Company made approximately \$392.2 million of new investments in 30 portfolio companies. For the nine months ended September 30, 2011, the Operating Company made approximately \$354.2 million of new investments in 28 portfolio companies. For the year ended December 31, 2011, the Operating Company made approximately \$493.3 million of new investments in 37 portfolio companies. For the year ended December 31, 2010, the Operating Company made approximately \$332.7 million of new investments in 34 portfolio companies. For the year ended December 31, 2009, the Operating Company made approximately \$268.4 million of new investments in 29 portfolio companies.

For the nine months ended September 30, 2012, the Operating Company had approximately \$190.5 million in debt repayments in existing portfolio companies and sales of securities in 13 portfolio companies aggregating approximately \$77.9 million. In addition, during the nine months ended September 30, 2012, the Operating Company had a change in unrealized appreciation on 43 portfolio companies totaling approximately \$20.6 million, which was offset by a change in unrealized depreciation on 14 portfolio companies totaling approximately \$9.9 million. For the nine months ended September 30, 2011, the Operating Company had approximately \$113.6 million in debt repayments in existing portfolio companies and sales of securities in 13 portfolio companies aggregating approximately \$68.7 million. During the nine months ended September 30, 2011, the Operating Company had a change in unrealized appreciation on seven portfolio companies totaling approximately \$2.3 million, which was offset by a change in unrealized depreciation on 52 portfolio companies totaling approximately \$31.4 million.

For the year ended December 31, 2011, the Operating Company had approximately \$146.4 million in debt repayments in existing portfolio companies and sales of securities in 17 portfolio companies aggregating approximately \$85.6 million. In addition, during the year ended December 31, 2011, the Operating Company had a change in unrealized appreciation on 17 portfolio companies totaling approximately \$6.1 million, which was offset by a change in unrealized depreciation on 48 portfolio companies totaling approximately \$29.2 million. For the year ended December 31, 2010, the Operating Company had approximately \$40.3 million in debt repayments in existing portfolio companies and sales of securities in 16 portfolio companies aggregating approximately \$217.9 million. During the year ended December 31, 2010, the Operating Company had a change in unrealized appreciation on 36 portfolio companies totaling approximately \$13.0 million, which was offset by a change in unrealized depreciation on 18 portfolio companies totaling approximately \$53.0 million. For the year ended December 31, 2009, the Operating Company had approximately \$10.1 million in debt repayments in existing portfolio companies and sales of securities in 12 portfolio companies aggregating approximately \$115.3 million. During the year ended December 31, 2009, the Operating Company had a change in unrealized appreciation on 21 portfolio companies totaling approximately \$69.3 million, which was offset by a change in unrealized depreciation on four portfolio companies totaling approximately \$1.2 million.

At September 30, 2012, the Operating Company's weighted average Yield to Maturity was approximately 9.9%.

At December 31, 2011, the Operating Company's weighted average Yield to Maturity was approximately 10.7%.

Results of Operations

Since NMFC is a holding company with no direct operations of its own, and its only business and sole asset is its ownership of units of the Operating Company, NMFC's results of operations are based on the Operating Company's results of operations.

Under GAAP, NMFC's IPO did not step-up the cost basis of the Operating Company's existing investments to fair market value at the IPO date. Since the total value of the Operating Company's investments at the time of the IPO was greater than the investments' cost basis, a larger amount of amortization of purchase or original issue discount, and different amounts in realized gain and unrealized appreciation, may be recognized under GAAP in each period than if the step-up had occurred. This will remain until such predecessor investments are sold or mature in the future. The Operating Company tracks the transferred (or fair market) value of each of its investment as of the time of the IPO and, for purposes of the incentive fee calculation, adjusts income as if each investment was purchased at the date of the IPO (or stepped up to fair market value). The respective "Adjusted Net Investment Income" (defined as net investment income adjusted to reflect income as if the cost basis of investments held at the IPO date had stepped-up to fair market value as of the IPO date) is used in calculating both the incentive fee and dividend payments. The Operating Company also uses the transferred (or fair market) value of each of its investments as of the time of the IPO to adjust capital gains ("Adjusted Realized Capital Gains") or losses ("Adjusted Realized Capital Losses") and unrealized capital appreciation ("Adjusted Unrealized Capital Appreciation") and unrealized capital depreciation ("Adjusted Unrealized Capital Depreciation"). See *Note 5, Agreements* to the financial statements appearing elsewhere in this prospectus for additional details.

The following table for the Operating Company for the three months ended September 30, 2012 is adjusted to reflect the step-up to fair market value and the allocation of the incentive fees related to hypothetical capital gains out of the adjusted post-incentive fee net investment income.

| | Three months ended September 30, 2012 | Stepped-up Cost Basis Adjustments (in thousands) | Incentive Fee Adjustments(1) | Adjusted three months ended September 30, 2012 |
|--|--|---|---------------------------------|--|
| Investment income | | | | |
| Interest income | \$ 21,362 | \$ (806) | \$ — | \$ 20,556 |
| Dividend income | 215 | | | 215 |
| Other income | 175 | — | — | 175 |
| Total investment income | 21,752 | (806) | — | 20,946 |
| Total expenses pre-incentive fee | 6,055 | — | — | 6,055 |
| Pre-Incentive Fee Net Investment Income | 15,697 | (806) | — | 14,891 |
| Incentive fee | 5,561 | — | (2,583) | 2,978 |
| Post-Incentive Fee Net Investment Income | 10,136 | (806) | 2,583 | 11,913 |
| Net realized gains on investments | 1,615 | (168) | — | 1,447 |
| Net change in unrealized appreciation of investments | 10,494 | 974 | — | 11,468 |
| Capital gains incentive fees | — | — | (2,583) | (2,583) |
| Net increase in capital resulting from operations | \$ 22,245 | | | \$ 22,245 |

- (1) For the three months ended September 30, 2012, the Operating Company incurred total incentive fees of \$5.6 million, of which \$2.6 million related to capital gains incentive fees on a hypothetical liquidation basis.

For the three months ended September 30, 2012, the Operating Company had a \$0.8 million adjustment to interest income for amortization, a decrease of \$0.2 million to net realized gains and an increase of \$1.0 million to net change in unrealized appreciation to adjust for the stepped-up cost basis of the transferred investments as discussed above. For the three months ended September 30, 2012, total adjusted interest income of \$20.5 million consisted of approximately \$18.1 million in cash interest from investments, approximately \$0.5 million in payment-in-kind interest from investments, approximately \$1.2 million in prepayment fees and net amortization of purchase premiums/discounts and origination fees of approximately \$0.7 million. The Operating Company's Adjusted Net Investment Income was \$11.9 million for the three months ended September 30, 2012.

The following table for the Operating Company for the nine months ended September 30, 2012 is adjusted to reflect the step-up to fair market value and the allocation of the incentive fees related to hypothetical capital gains out of the adjusted post-incentive fee net investment income.

| | Nine months ended September 30, 2012 | Stepped-up Cost Basis Adjustments (in thousands) | Incentive Fee Adjustments(1) | Adjusted nine months ended September 30, 2012 |
|--|---|---|---------------------------------|---|
| Investment income | | | | |
| Interest income | \$ 60,087 | \$ (2,654) | \$ — | \$ 57,433 |
| Other income | 771 | — | — | 771 |
| Dividend income | 215 | — | — | 215 |
| Total investment income | 61,073 | (2,654) | — | 58,419 |
| Total expenses pre-incentive fee | 17,684 | — | — | 17,684 |
| Pre-Incentive Fee Net Investment Income | 43,389 | (2,654) | — | 40,735 |
| Incentive fee | 11,694 | — | (3,547) | 8,147 |
| Post-Incentive Fee Net Investment Income | 31,695 | (2,654) | 3,547 | 32,588 |
| Net realized gains on investments | 14,591 | (5,386) | — | 9,205 |
| Net change in unrealized appreciation of investments | 10,710 | 8,040 | — | 18,750 |
| Capital gains incentive fees | — | — | (3,547) | (3,547) |
| Net increase in capital resulting from operations | \$ 56,996 | | | \$ 56,996 |

- (1) For the nine months ended September 30, 2012, the Operating Company incurred total incentive fees of \$11.7 million, of which \$3.5 million related to capital gains incentive fees on a hypothetical liquidation basis.

For the nine months ended September 30, 2012, the Operating Company had a \$2.7 million adjustment to interest income for amortization, a decrease of \$5.4 million to net realized gains and an increase of \$8.0 million to net change in unrealized appreciation to adjust for the stepped-up cost basis of the transferred investments as discussed above. For the nine months ended September 30, 2012, total adjusted interest income of \$57.4 million consisted of approximately \$51.4 million in cash interest from investments, approximately \$1.6 million in payment-in-kind interest from investments, approximately \$2.5 million in prepayment fees and net amortization of purchase premiums/discounts and origination fees of approximately \$1.9 million. The Operating Company's Adjusted Net Investment Income was \$32.6 million for the nine months ended September 30, 2012.

In accordance with GAAP, for the nine months ended September 30, 2012, the Operating Company accrued \$3.5 million of hypothetical capital gains incentive fee based upon the cumulative net Adjusted Realized Capital Gains and Adjusted Realized Capital Losses and the

cumulative net Adjusted Unrealized Capital Appreciation and Adjusted Unrealized Capital Depreciation on investments held at the end of each period. Actual amounts paid to the Investment Adviser are consistent with the Investment Management Agreement and are based only on actual Adjusted Realized Capital Gains computed net of all Adjusted Realized Capital Losses and Adjusted Unrealized Capital Depreciation on a cumulative basis from inception through the end of each calendar year as if the entire portfolio was sold at fair value. As of September 30, 2012, no actual capital gains incentive fee was owed under the Investment Management Agreement, as cumulative net Adjusted Realized Gains did not exceed cumulative Adjusted Unrealized Depreciation.

The following table for the Operating Company for the three months ended December 31, 2011 is adjusted to reflect the step-up to fair market value.

| | Three months ended December 31, 2011 | Adjustments (in thousands) | Adjusted three months ended December 31, 2011 |
|---|---|---------------------------------------|--|
| Investment income | | | |
| Interest income | \$ 16,971 | \$ (271) | \$ 16,700 |
| Other income | 156 | — | 156 |
| Total investment income | 17,127 | (271) | 16,856 |
| Total expenses pre-incentive fee | 5,269 | — | 5,269 |
| Pre-Incentive Fee Net Investment Income | 11,858 | (271) | 11,587 |
| Incentive fee | 2,317 | — | 2,317 |
| Post-Incentive Fee Net Investment Income | 9,541 | (271) | 9,270 |
| Realized gain (loss) on investments | 2,297 | (1,240) | 1,057 |
| Net change in unrealized appreciation (depreciation) of investments | 6,019 | 1,511 | 7,530 |
| Net increase in capital resulting from operations | \$ 17,857 | | \$ 17,857 |

For the three months ended December 31, 2011, the Operating Company had a \$0.3 million adjustment to interest income for amortization, a decrease of \$1.2 million to realized gains and an increase of \$1.5 million to unrealized appreciation to adjust for the stepped-up cost basis of the transferred investments as discussed above. The Operating Company's Adjusted Net Investment Income was \$9.3 million for the three months ended December 31, 2011.

The following table for the Operating Company for the period May 19, 2011 (effective date of the Investment Management Agreement) to December 31, 2011 is adjusted to reflect the step-up to fair market value.

| | Period from May 19, 2011 to December 31, 2011 | Adjustments (in thousands) | Adjusted period from May 19, 2011 to December 31, 2011 |
|---|--|---------------------------------------|---|
| Investment income | | | |
| Interest income | \$ 38,836 | \$ (2,019) | \$ 36,817 |
| Other income | 670 | — | 670 |
| Total investment income | 39,506 | (2,019) | 37,487 |
| Total expenses pre-incentive fee | 11,863 | — | 11,863 |
| Pre-Incentive Fee Net Investment Income | 27,643 | (2,019) | 25,624 |
| Incentive fee | 3,522 | — | 3,522 |
| Post-Incentive Fee Net Investment Income | 24,121 | (2,019) | 22,102 |
| Realized gain (loss) on investments | 3,298 | (2,422) | 876 |
| Net change in unrealized (depreciation) appreciation of investments | (15,538) | 4,441 | (11,097) |
| Net decrease in capital resulting from operations | \$ 11,881 | | \$ 11,881 |

For the period May 19, 2011 (effective date of the Investment Management Agreement) to December 31, 2011, the Operating Company had a \$2.0 million adjustment to interest income for amortization, a decrease of \$2.4 million to realized gains and an increase of \$4.4 million to unrealized depreciation to adjust for the stepped-up cost basis of the transferred investments as discussed above. The Operating Company's Adjusted Net Investment Income was \$22.1 million for the period May 19, 2011 (effective date of the Investment Management Agreement) to December 31, 2011.

**Results of Operations for the Operating Company for the
Three Months Ended September 30, 2012 and September 30, 2011**

Revenue

| | Three months ended | | Percent Change |
|-------------------------|-------------------------------|-------------------------------|---------------------------|
| | September 30, 2012 | September 30, 2011 | |
| | (in thousands) | | |
| Interest income | \$ 21,362 | \$ 14,861 | 44% |
| Dividend income | 215 | — | N/A |
| Other income | 175 | 208 | (16)% |
| Total investment income | \$ 21,752 | \$ 15,069 | |

The Operating Company's total investment income increased by \$6.7 million for the three months ended September 30, 2012 as compared to the three months ended September 30, 2011. The increase in investment income from the three months ended September 30, 2011 to the three months ended September 30, 2012 was primarily attributable to larger invested balances, driven by the proceeds of the IPO on May 19, 2011, the proceeds from the July 2012 offering, and the Operating Company's use of leverage from its revolving credit facilities to originate new investments. Additionally during the three months ended September 30, 2012, the Operating Company received a distribution on its warrant membership interest in YP Equity Investors LLC.

Operating Expenses

| | Three months ended | | Percent Change |
|---|-----------------------|-----------------------|-------------------|
| | September 30, 2012 | September 30, 2011 | |
| | (in thousands) | | |
| Incentive fee(1) | \$ 5,561 | \$ 701 | 693% |
| Management fee | 2,768 | 1,930 | 43% |
| Interest and other credit facility expenses | 2,402 | 1,686 | 42% |
| Professional fees | 233 | 55 | 324% |
| Other expenses | 652 | 695 | (6)% |
| Total operating expenses | <u>\$ 11,616</u> | <u>\$ 5,067</u> | |

- (1) For the three months ended September 30, 2012, the total incentive fees incurred of \$5.6 million included \$2.6 million related to capital gains incentive fees on a hypothetical liquidation basis.

The Operating Company's total operating expenses increased by \$6.5 million for the three months ended September 30, 2012 as compared to the three months ended September 30, 2011. Interest and other credit facility expenses increased by \$0.7 million during the three months ended September 30, 2012, primarily due to the increase of average debt outstanding from \$32.7 million to \$105.8 million for the Holdings Credit Facility and from \$152.0 million to \$184.1 million for the SLF Credit Facility for the three months ended September 30, 2011 compared to September 30, 2012. As of September 30, 2012, the Operating Company incurred \$10.6 thousand in other expenses that was not subject to the expense cap pursuant to the Administration Agreement, as amended and restated, and further restricted by the Operating Company.

Additionally, the Operating Company's management fees and incentive fees increased by \$0.8 million and \$4.9 million, respectively, for the three months ended September 30, 2012 as compared to the three months ended September 30, 2011. The increase in management and incentive fees from the three months ended September 30, 2011 to the three months ended September 30, 2012 was attributable to larger invested balances, driven by the proceeds of the IPO on May 19, 2011, the proceeds from the July 2012 offering, and the Operating Company's use of leverage from its revolving credit facilities to originate new investments. As a result of the net increase in Adjusted Realized Capital Gains (Losses) and Adjusted Unrealized Capital Appreciation (Depreciation), the Operating Company's capital gains incentive fees accrual for the quarter increased from \$1.0 million as of June 30, 2012 to \$3.5 million as of September 30, 2012, accounting for \$2.6 million of the \$5.6 million total incentive fees for the three months ended September 30, 2012.

Net Realized Gains and Net Change in Unrealized (Depreciation) Appreciation

| | Three months ended | | Percent Change |
|--|--------------------|--------------------|----------------|
| | September 30, 2012 | September 30, 2011 | |
| | (in thousands) | | |
| Net realized gains on investments | \$ 1,615 | \$ 1,402 | 15% |
| Net change in unrealized (depreciation) appreciation of investments | 10,494 | (22,657) | 146% |
| Total net realized gains and net change in unrealized (depreciation) appreciation of investments | <u>\$ 12,109</u> | <u>\$ (21,255)</u> | |

The Operating Company's net realized and unrealized gains or losses resulted in a net gain of \$12.1 million for the three months ended September 30, 2012 compared to a net loss of \$21.3 million for the same period in 2011. We look at net realized and unrealized gains or losses together as movement in unrealized appreciation or depreciation can be the result of realizations. The net gain for the three months ended September 30, 2012 was primarily driven by the overall increase in the market prices of the Operating Company's investments during the period. The net loss for the three months ended September 30, 2011 was primarily driven by the overall decline in market prices during the period.

**Results of Operations for the Operating Company for the Nine months Ended
September 30, 2012 and September 30, 2011****Revenue**

| | Nine months ended | | Percent Change |
|-------------------------|--------------------|--------------------|----------------|
| | September 30, 2012 | September 30, 2011 | |
| | (in thousands) | | |
| Interest income | \$ 60,087 | \$ 38,839 | 55% |
| Other income | 771 | 558 | 38% |
| Dividend income | 215 | — | N/A |
| Total investment income | <u>\$ 61,073</u> | <u>\$ 39,397</u> | |

The Operating Company's total investment income increased by \$21.7 million for the nine months ended September 30, 2012 as compared to the nine months ended September 30, 2011. The increase in investment income from the nine months ended September 30, 2011 to the nine months ended September 30, 2012 was primarily attributable to larger invested balances, driven by the proceeds of the IPO on May 19, 2011, the proceeds from the July 2012 offering, and the Operating Company's use of leverage from its revolving credit facilities to originate new investments. In the nine months ended September 30, 2012, the Operating Company's other income increased due to commitment fees received associated with the closing of its two bridge facilities held as of December 31, 2011 and fees received associated with the early repayments or partial repayments of 10 different portfolio companies held by the Operating Company as of December 31, 2011. Additionally during the three months ended September 30, 2012, the Operating Company received a distribution on its warrant membership interest in YP Equity Investors LLC.

Operating Expenses

| | Nine months ended | | Percent Change |
|---|-----------------------|-----------------------|-------------------|
| | September 30, 2012 | September 30, 2011 | |
| | (in thousands) | | |
| Incentive fee(1) | \$ 11,694 | \$ 1,205 | 870% |
| Management fee | 7,887 | 2,738 | 188% |
| Interest and other credit facility expenses | 7,286 | 4,767 | 53% |
| Professional fees | 743 | 625 | 19% |
| Other expenses | 1,768 | 1,076 | 64% |
| Total operating expenses | <u>\$ 29,378</u> | <u>\$ 10,411</u> | |

- (1) For the nine months ended September 30, 2012, the total incentive fees incurred of \$11.7 million included \$3.5 million related to capital gains incentive fees on a hypothetical liquidation basis.

The Operating Company's total operating expenses increased by \$19.0 million for the nine months ended September 30, 2012 as compared to the nine months ended September 30, 2011. Interest and other credit facility expenses increased by \$2.5 million during the nine months ended September 30, 2012, primarily due to the increase of average debt outstanding from \$46.7 million to \$122.9 million for the Holdings Credit Facility and from \$123.0 million to \$174.8 million for the SLF Credit Facility for the nine months ended September 30, 2011 compared to September 30, 2012. As of September 30, 2012, the Operating Company incurred \$10.6 thousand in other expenses that was not subject to the expense cap pursuant to the Administration Agreement, as amended and restated, and further restricted by the Operating Company.

Additionally, the Operating Company's management fees and incentive fees increased by \$5.1 million and \$10.5 million, respectively, for the nine months ended September 30, 2012 as compared to the nine months ended September 30, 2011. The increase in management and incentive fees from the nine months ended September 30, 2011 to the nine months ended September 30, 2012 was attributable to larger invested balances, driven by the proceeds of the IPO on May 19, 2011, the proceeds from the July 2012 offering, and the Operating Company's use of leverage from its revolving credit facilities to originate new investments. As a result of the net increase in Adjusted Realized Capital Gains (Losses) and Adjusted Unrealized Capital Appreciation (Depreciation), a capital gains incentive fees accrual of \$3.5 million was booked for the nine months ended September 30, 2012. No capital gains incentive fees were booked for the nine months ended September 30, 2011. As a result of the IPO on May 19, 2011, the Operating Company pays management fees and incentive fees under its Investment Management Agreement, which provides a different basis for the calculation of these fees as compared to amounts previously paid prior to the completion of the IPO. Prior to the IPO, an affiliate of the Predecessor Entities paid a majority of the management and incentive fees. In addition, historical operating expenses do not reflect the allocation of certain professional fees, administrative and other expenses that have been incurred following the completion of the IPO. Accordingly, the Operating Company's historical operating expenses are not comparable to its operating expenses after the completion of the IPO.

Net Realized Gains and Net Change in Unrealized (Depreciation) Appreciation

| | Nine months ended | | Percent Change |
|--|--------------------|--------------------|----------------|
| | September 30, 2012 | September 30, 2011 | |
| | (in thousands) | | |
| Net realized gains on investments | \$ 14,591 | \$ 13,955 | 5% |
| Net change in unrealized appreciation (depreciation) of investments | 10,710 | (29,119) | 137% |
| Total net realized gains and net change in unrealized (depreciation) appreciation of investments | \$ 25,301 | \$ (15,164) | |

The Operating Company's net realized and unrealized gains or losses resulted in a net gain of \$25.3 million for the nine months ended September 30, 2012 compared to a net loss of \$15.2 million for the same period in 2011. We look at net realized and unrealized gains or losses together as movement in unrealized appreciation or depreciation can be the result of realizations. The net gain for the nine months ended September 30, 2012 was primarily related to the overall increase in the market and the quality of the Operating Company's portfolio, directly impacting the prices of the Operating Company's portfolio. The net gain was driven by the appreciation of the Operating Company's portfolio and the sale or repayment of investments with fair values in excess of December 31, 2011 valuations, resulting in net realized gains being greater than the reversal of the cumulative net unrealized gains for those investments. The net loss for the nine months ended September 30, 2011 was primarily driven by the depreciation of our portfolio as a result of the overall decline in market prices.

Results of Operations for the Operating Company for the Years Ended December 31, 2011, December 31, 2010 and December 31, 2009

Revenue

| | Years ended December 31, | | |
|-------------------------|--------------------------|-----------|-----------|
| | 2011 | 2010 | 2009 |
| | (in thousands) | | |
| Interest income | \$ 55,809 | \$ 40,485 | \$ 21,109 |
| Other income | 714 | 890 | 658 |
| Total investment income | \$ 56,523 | \$ 41,375 | \$ 21,767 |

The Operating Company's total investment income increased by \$15.1 million for the year ended December 31, 2011 as compared to the year ended December 31, 2010. The 36.6% increase in investment income from the year ended 2010 to the year ended 2011 was primarily attributable to larger invested balances, which was mainly driven by the proceeds of the IPO on May 19, 2011 and the formation of NMF SLF. NMF SLF, formed on October 7, 2010, uses cash injected by the Operating Company and leverage from its revolving credit facility to invest primarily in first lien debt securities. Additionally in 2011, the Operating Company's interest income increased due to prepayment premiums associated with the refinancing and early repayment of the debt of multiple portfolio companies.

The Operating Company's total investment income increased by \$19.6 million for the year ended December 31, 2010 as compared to the year ended December 31, 2009. The 90.1% increase in investment income was primarily attributed to the larger invested balance during 2010. Additionally, there was an increase during 2010 in the number of investments with higher fixed

interest rates relative to 2009. As of December 31, 2010, fixed interest rate investments made up approximately 13.1% of the par value of the portfolio with a weighted average fixed rate of approximately 12.9%. As of December 31, 2009, fixed interest rate investments made up approximately 6.6% of the par value of the portfolio with a weighted average fixed rate of approximately 11.9%.

Operating Expenses

| | Years ended December 31, | | |
|---|--------------------------|-----------------|-----------------|
| | <u>2011</u> | <u>2010</u> | <u>2009</u> |
| | (in thousands) | | |
| Interest and other credit facility expenses | \$ 7,086 | \$ 2,948 | \$ 490 |
| Management fee | 4,938 | 71 | 135 |
| Incentive fee | 3,522 | — | — |
| Professional fees | 722 | 327 | 382 |
| Other expenses | 1,730 | 565 | 352 |
| Total operating expenses | <u>\$ 17,998</u> | <u>\$ 3,911</u> | <u>\$ 1,359</u> |

The Operating Company's total operating expenses increased by \$14.1 million for the year ended December 31, 2011 as compared to the year ended December 31, 2010. Interest and other credit facility expenses increased by \$4.1 million during the year ended December 31, 2011. The credit facility of NMF SLF was originally executed in October 2010 and, therefore, it was not outstanding for the full year ended December 31, 2010. Costs associated with the closing of the credit facility of NMF SLF are capitalized and charged against income as other credit facility expenses.

Additionally, the Operating Company's management fees and incentive fees increased by \$4.9 million and \$3.5 million, respectively, for the year ended December 31, 2011 as compared to the year ended December 31, 2010. As a result of the IPO on May 19, 2011, the Operating Company pays management fees and incentive fees under its Investment Management Agreement, which provides a different basis for the calculation of these fees as compared to amounts previously paid prior to the completion of the IPO. Prior to the IPO, an affiliate of the Predecessor Entities paid a majority of the management and incentive fees. In addition, historical operating expenses do not reflect the allocation of certain professional fees, administrative and other expenses that have been incurred following the completion of the IPO. Accordingly, the Operating Company's historical operating expenses are not comparable to its operating expenses after the completion of the IPO.

The Operating Company's total operating expenses increased by \$2.6 million for the year ended December 31, 2010 as compared to the year ended December 31, 2009. Interest and other credit facility expenses increased \$2.5 million during the year ended December 31, 2010 as compared to the year ended December 31, 2009. The two credit agreements that comprise the original \$120.0 million credit facility of the Predecessor Entities existing prior to the IPO (the "Predecessor Credit Facility") were executed in October and November of 2009 and therefore were only outstanding for part of the year in 2009. During 2010, the Predecessor Credit Facility had varying amounts outstanding throughout the whole year. Additionally, the SLF Credit Facility was originally executed in October of 2010. The increase in professional fees and other expenses of \$0.1 million for the year ended December 31, 2010 as compared to the year ended December 31, 2009 was primarily due to an increase in fees paid to third-party vendors.

Realized Gains and Net Change in Unrealized (Depreciation) Appreciation

| | Years ended December 31, | | |
|--|--------------------------|-----------|------------|
| | 2011 | 2010 | 2009 |
| | (in thousands) | | |
| Realized gains on investments | \$ 16,252 | \$ 66,287 | \$ 37,129 |
| Net change in unrealized (depreciation) appreciation of investments | (23,100) | (39,959) | 68,143 |
| Total net realized gains and net change in unrealized (depreciation) appreciation of investments | \$ (6,848) | \$ 26,328 | \$ 105,272 |

The Operating Company's net realized and unrealized gains or losses resulted in a net loss of \$6.8 million for the year ended December 31, 2011 compared to a net gain of \$26.3 million for the same period in 2010, and a net gain of \$105.3 million for the same period in 2009. We look at total realized and unrealized gains or losses together as movement in unrealized appreciation or depreciation can be the result of realizations. The net loss for the year ended December 31, 2011 was primarily related to the overall market decline, directly impacting the prices of the Operating Company's portfolio. The net gain for the year ended December 31, 2010 was primarily driven by the continued appreciation of the Operating Company's portfolio and the sale of investments with fair values in excess of December 31, 2009 valuations, resulting in realized gains being greater than the reversal of the cumulative unrealized gains for those investments. The net gain during the year ended December 31, 2009 was primarily driven by the sharp rise in market prices.

Liquidity and Capital Resources

The primary use of existing funds and any funds raised in the future is expected to be for the Operating Company's repayment of indebtedness, the Operating Company's investments in portfolio companies, cash distributions to the Operating Company's unit holders or for other general corporate purposes.

Guardian AIV and New Mountain Guardian Partners, L.P. contributed a portfolio to the Operating Company in connection with the IPO of NMFC, receiving 20,221,938 units of the Operating Company and 1,252,964 shares of NMFC, respectively. On May 19, 2011, NMFC priced its initial offering of 7,272,727 shares of common stock at a public offering price of \$13.75 per share. Concurrently with the closing of the IPO and at the public offering price of \$13.75 per share, NMFC sold an additional 2,172,000 shares of its common stock to certain executives and employees of, and other individuals affiliated with, New Mountain Capital in the Concurrent Private Placement. NMFC used the gross proceeds from the IPO and Concurrent Private Placement to acquire units in the Operating Company.

On July 17, 2012, NMFC completed a public offering of 5,250,000 shares of its common stock at a public offering price of \$14.35 per share. In connection with this offering, the underwriters purchased an additional 676,802 shares with the exercise of the overallotment option to purchase up to an additional 787,500 shares of common stock.

On September 28, 2012, NMFC completed an underwritten secondary public offering of 4,000,000 shares of its common stock at a public offering price of \$15.00 per share on behalf of a selling stockholder, AIV Holdings. No shares were sold by NMFC, and it did not receive any proceeds from this secondary public offering. The Operating Company and NMFC did not bear any expenses in connection with the offering. The offering expenses were borne by the selling stockholder, AIV Holdings.

On December 7, 2012, NMFC completed a public offering of 3,250,000 shares of its common stock at a public offering price of \$14.80 per share. In connection with the offering, the underwriters purchased an additional 320,063 shares with the exercise of the overallotment option to purchase up to an additional 487,500 shares of common stock. As a result of this public offering, NMFC and AIV Holdings owned approximately 59.9% and 40.1%, respectively, of the units of the Operating Company.

The Operating Company's liquidity is generated and generally available through advances from the revolving credit facilities, from cash flows from operations, and, we expect, through periodic follow-on equity offerings of NMFC.

At September 30, 2012 and December 31, 2011, the Operating Company had cash and cash equivalents of approximately \$12.7 million and \$15.3 million, respectively. Cash (used in) operating activities for the nine months ended September 30, 2012 and September 30, 2011 was approximately \$(83.8) million and \$(252.0) million, respectively. We expect that all current liquidity needs by the Operating Company will be met with cash flows from operations and other activities.

At December 31, 2011, December 31, 2010 and December 31, 2009, the Operating Company had cash and cash equivalents of approximately \$15.3 million, \$10.7 million and \$4.1 million, respectively. Cash (used in) provided by operating activities for the years ended December 31, 2011, December 31, 2010 and December 31, 2009 was approximately \$(316.3) million, \$29.1 million and \$(157.2) million, respectively.

Credit Facilities

Holdings Credit Facility — The Holdings Credit Facility among the Operating Company as the Borrower and Collateral Administrator, Wells Fargo Securities, L.L.C. as the Administrative Agent, and Wells Fargo Bank, National Association, as the Collateral Custodian, is structured as a revolving credit facility and matures on October 27, 2016, as amended on May 8, 2012. The maximum amount of revolving borrowings available under the Holdings Credit Facility is \$185.0 million, as amended on August 7, 2012. The Operating Company is permitted to borrow up to 45.0% or 25.0% of the purchase price of pledged first lien or non-first lien debt securities, and up to 67.0% and 45.0% of the purchase price of specified first lien debt securities and specified non-first lien debt securities, respectively, subject to approval by Wells Fargo Bank, National Association. The credit facility is collateralized by all of the investments of the Operating Company on an investment by investment basis. All fees associated with the origination or upsizing of the Holdings Credit Facility are capitalized on the Operating Company's Consolidated Statement of Assets, Liabilities, and Members' Capital and charged against income as other credit facility expenses over the life of the Holdings Credit Facility. The Holdings Credit Facility contains certain customary affirmative and negative covenants and events of default, including the occurrence of a change in control. In addition, the Holdings Credit Facility requires the Operating Company to maintain a minimum asset coverage ratio. However, the covenants are generally not tied to mark to market fluctuations in the prices of the Operating Company's investments, but rather to the performance of the underlying portfolio companies.

The Holdings Credit Facility (as well as the Predecessor Credit Facility) bears interest at a rate of the London Interbank Offered Rate ("LIBOR") plus 2.75% per annum, as amended on May 8, 2012, and charges a non-usage fee, based on the unused facility amount multiplied by the Non-Usage Fee Rate (as defined in the credit agreement). Interest expense and non-usage fees were \$0.8 million and \$0.2 million, respectively, for the three months ended September 30, 2012. Interest expense and non-usage fees were \$2.9 million and \$0.3 million, respectively, for the nine months ended September 30, 2012. Interest expense and non-usage fees were \$0.3 million and \$0.2 million, respectively, for the three months ended September 30, 2011. Interest expense and

non-usage fees were \$1.2 million and \$0.5 million, respectively, for the nine months ended September 30, 2011. Interest expense and non-usage fees were \$2.0 million and \$0.6 million, respectively, for the year ended December 31, 2011. Interest expense and non-usage fees were \$2.2 million and \$0.3 million, respectively, for the year ended December 31, 2010. Interest expense and non-usage fees were \$0.4 million and \$0.1 million, respectively, for the year ended December 31, 2009.

The weighted average interest rate for the nine months ended September 30, 2012 and September 30, 2011 was 3.1% and 3.2%, respectively. The weighted average interest rate for the years ended December 31, 2011, December 31, 2010 and December 31, 2009 was 3.2%, 3.3% and 3.2%, respectively.

The average debt outstanding for the nine months ended September 30, 2012 and September 30, 2011 was \$122.9 million and \$46.7 million, respectively. The average debt outstanding for the years ended December 31, 2011, December 31, 2010 and December 31, 2009 was \$61.6 million, \$68.3 million and \$65.0 million, respectively. The outstanding balance as of September 30, 2012, December 31, 2011, December 31, 2010 and December 31, 2009 was \$135.7 million, \$129.0 million, \$59.7 million and \$77.7 million, respectively. As of September 30, 2012, December 31, 2011, December 31, 2010 and December 31, 2009, the Operating Company was in compliance with all financial and operational covenants required by the Holdings Credit Facility.

SLF Credit Facility — The SLF Credit Facility among NMF SLF as the Borrower, the Operating Company as the Collateral Administrator, Wells Fargo Securities, L.L.C. as the Administrative Agent, and Wells Fargo Bank, National Association, as the Collateral Custodian, is structured as a revolving credit facility and matures on October 27, 2016, as amended on May 8, 2012. The maximum amount of revolving borrowings available under the SLF Credit Facility is \$200.0 million, as amended on August 7, 2012. The loan is non-recourse to the Operating Company and secured by all assets owned by the borrower on an investment by investment basis. All fees associated with the origination or upsizing of the SLF Credit Facility are capitalized on the Consolidated Statement of Assets, Liabilities, and Members' Capital and charged against income as other credit facility expenses over the life of the SLF Credit Facility. The SLF Credit Facility contains certain customary affirmative and negative covenants and events of default, including the occurrence of a change in control. The covenants are generally not tied to mark to market fluctuations in the prices of our investments, but rather to the performance of the underlying portfolio companies.

The SLF Credit Facility permits borrowings of up to 67.0% of the purchase price of pledged debt securities subject to approval by Wells Fargo Bank, National Association. Due to a fifth amendment to the SLF Credit Facility on October 27, 2011, NMF SLF is no longer restricted from the purchase or sale of loans with an affiliate. Therefore, specified first lien loans can be moved as collateral between the Holdings Credit Facility and the SLF Credit Facility.

The SLF Credit Facility bears interest at a rate of LIBOR plus 2.00% per annum, as amended on May 8, 2012. A non-usage fee is paid, based on the unused facility amount multiplied by the Non-Usage Fee Rate (as defined in the credit agreement). Interest expense and non-usage fees were \$1.0 million and \$7.4 thousand, respectively, for the three months ended September 30, 2012. Interest expense and non-usage fees were \$3.1 million and \$19.8 thousand, respectively, for the nine months ended September 30, 2012. Interest expense and non-usage fees were \$1.0 million and \$24.6 thousand, respectively, for the three months ended September 30, 2011. Interest expense and non-usage fees were \$2.3 million and \$0.1 million, respectively, for the nine months ended September 30, 2011. Interest expense and non-usage fees were \$3.4 million and \$0.1 million, respectively, for the year ended December 31, 2011. For the period October 7, 2010

(commencement of NMF SLF operations) through December 31, 2010, interest expense and non-usage fees for the SLF Credit Facility were \$0.1 million and \$0.1 million, respectively.

The weighted average interest rate for the nine months ended September 30, 2012 and September 30, 2011 for the facility was 2.4% and 2.5%, respectively. The weighted average interest rate for the year ended December 31, 2011 and for the period October 7, 2010 (commencement of NMF SLF operations) through December 31, 2010 for the facility was 2.5% and 2.5%, respectively.

The average debt outstanding for the nine months ended September 30, 2012 and September 30, 2011 was \$174.8 million and \$123.0 million, respectively. The average debt outstanding for the year ended December 31, 2011 and the period October 7, 2010 (commencement of NMF SLF operations) through December 31, 2010 was \$133.8 million and \$27.7 million, respectively. The SLF Credit Facility did not exist for the full year ended December 31, 2010 and did not exist in the year ended December 31, 2009. The outstanding balance as of September 30, 2012, December 31, 2011 and December 31, 2010 was \$200.0 million, \$165.9 million and \$56.9 million, respectively. As of September 30, 2012, December 31, 2011 and December 31, 2010, NMF SLF was in compliance with all financial and operational covenants required by the SLF Credit Facility.

Off-Balance Sheet Arrangements

The Operating Company may become a party to financial instruments with off-balance sheet risk in the normal course of business to meet the financial needs of its portfolio companies. These instruments may include commitments to extend credit and involve, to varying degrees, elements of liquidity and credit risk in excess of the amount recognized in the balance sheet. As of September 30, 2012, December 31, 2011 and December 31, 2010, the Operating Company had outstanding commitments to third parties to fund investments totaling \$13.9 million, \$27.0 million and \$12.2 million, respectively, under various undrawn revolving credit facilities, delayed draw commitments or other future funding commitments.

The Operating Company may from time to time enter into financing commitment letters or bridge financing commitments. As of September 30, 2012 and December 31, 2011, the Operating Company did not enter into any commitment letters to purchase debt investments. As of September 30, 2012, December 31, 2011 and December 31, 2010, the Operating Company entered into bridge financing commitments in an aggregate par amount of \$0 million, \$35.0 million and \$0, respectively, which could require funding in the future.

Borrowings

The Operating Company had borrowings of \$135.7 million, \$129.0 million and \$59.7 million outstanding as of September 30, 2012, December 31, 2011 and December 31, 2010, respectively, under the Holdings Credit Facility. The Operating Company had borrowings of \$200.0 million, \$165.9 million and \$56.9 million outstanding as of September 30, 2012, December 31, 2011 and December 31, 2010, respectively, under the SLF Credit Facility.

Contractual Obligations

A summary of the Operating Company's significant contractual payment obligations as of September 30, 2012 is as follows:

| | Total | Contractual Obligations Payments Due by Period (in thousands) | | | |
|--------------------------------------|-------------------|---|----------------|-------------------|----------------------|
| | | Less than 1 Year | 1 - 3 Years | 3 - 5 Years | More than 5 Years |
| Holdings Credit Facility(1) | \$ 135,665 | \$ — | \$ — | \$ 135,665 | \$ — |
| SLF Credit Facility(2) | 200,000 | — | — | 200,000 | — |
| Total Contractual Obligations | \$ 335,665 | \$ — | \$ — | \$ 335,665 | \$ — |

- (1) Under the terms of the \$185.0 million Holdings Credit Facility, all outstanding borrowings under that facility (\$135.7 million as of September 30, 2012) must be repaid on or before October 27, 2016. As of September 30, 2012, there was approximately \$49.3 million of possible capacity remaining under the Holdings Credit Facility.
- (2) Under the terms of the \$200.0 million SLF Credit Facility, all outstanding borrowings under that facility (\$200.0 million as of September 30, 2012) must be repaid on or before October 27, 2016. As of September 30, 2012, there was zero of possible capacity remaining under the SLF Credit Facility.

A summary of the Operating Company's significant contractual payment obligations as of December 31, 2011 is as follows:

| | Total | Contractual Obligations Payments Due by Period (in thousands) | | | |
|--------------------------------------|-------------------|---|----------------|-------------------|----------------------|
| | | Less than 1 Year | 1 - 3 Years | 3 - 5 Years | More than 5 Years |
| Holdings Credit Facility(1) | \$ 129,038 | \$ — | \$ — | \$ 129,038 | \$ — |
| SLF Credit Facility(2) | 165,928 | — | — | 165,928 | — |
| Total Contractual Obligations | \$ 294,966 | \$ — | \$ — | \$ 294,966 | \$ — |

- (1) Under the terms of the \$160.0 million Holdings Credit Facility, all outstanding borrowings under that facility (\$129.0 million as of December 31, 2011) were required to be repaid on or before October 21, 2015. As of December 31, 2011, there was approximately \$31.0 million of possible capacity remaining under the Holdings Credit Facility.
- (2) Under the terms of the \$175.0 million SLF Credit Facility, all outstanding borrowings under that facility (\$165.9 million as of December 31, 2011) must be repaid on or before October 27, 2015. As of December 31, 2011, there was approximately \$9.1 million of possible capacity remaining under the SLF Credit Facility.

The Operating Company has certain contracts under which it has material future commitments. The Operating Company has \$13.9 million of undrawn funding commitments as of September 30, 2012 related to its participation as a lender in revolving credit facilities, delayed draw commitments or other future funding commitments of the Operating Company's portfolio companies. As of September 30, 2012, the Operating Company did not enter into any bridge financing commitments, which could require funding in the future. The Operating Company had

\$27.0 million of undrawn funding commitments as of December 31, 2011 related to its participation as a lender in revolving credit facilities, delayed draw commitments or other future funding commitments of the Operating Company's portfolio companies. As of December 31, 2011, the Operating Company entered into bridge financing commitments in an aggregate par amount of \$35.0 million, which could require funding in the future.

We have entered into the Investment Management Agreement with the Investment Adviser in accordance with the 1940 Act. Under the Investment Management Agreement, the Investment Adviser has agreed to provide the Operating Company with investment advisory and management services. We have agreed to pay for these services (1) a management fee and (2) an incentive fee based on its performance.

We have also entered into the Administration Agreement with the Administrator. Under the Administration Agreement, the Administrator has agreed to arrange office space for us and provide office equipment and clerical, bookkeeping and record keeping services and other administrative services necessary to conduct our respective day-to-day operations. The Administrator has also agreed to perform, or oversee the performance of, our financial records, our reports to stockholders/unit holders and reports filed with the SEC.

If any of the contractual obligations discussed above are terminated, our costs under any new agreements that are entered into may increase. In addition, we would likely incur significant time and expense in locating alternative parties to provide the services we expect to receive under the Investment Management Agreement and the Administration Agreement.

Distributions and Dividends

Dividends declared and paid to stockholders/unit holders of the New Mountain Finance Entities for the nine months ended September 30, 2012 totaled \$40.0 million and for the year ended December 31, 2011 totaled \$26.6 million. Tax characteristics of all dividends paid by NMFC are reported to stockholders on Form 1099 after the end of the calendar year. Future quarterly dividends, if any, for the New Mountain Finance Entities will be determined by their respective board of directors.

The following table summarizes the Operating Company's and NMFC's quarterly cash distributions, including dividends and returns of capital, if any, per unit/share that have been

declared by the Operating Company's board of directors, and subsequently NMFC's board of directors, since NMFC's IPO:

| <u>Fiscal Year Ended</u> | <u>Date Declared</u> | <u>Record Date</u> | <u>Payment Date</u> | <u>Per Share/ Unit Amount</u> |
|--------------------------|----------------------|--------------------|---------------------|-----------------------------------|
| December 31, 2012 | | | | |
| Third Quarter | August 8, 2012 | September 14, 2012 | September 28, 2012 | \$ 0.34 |
| Second Quarter | May 8, 2012 | June 15, 2012 | June 29, 2012 | 0.34 |
| Second Quarter(1) | May 8, 2012 | May 21, 2012 | May 31, 2012 | 0.23 |
| First Quarter | March 7, 2012 | March 15, 2012 | March 30, 2012 | 0.32 |
| December 31, 2011 | | | | |
| Fourth Quarter | November 8, 2011 | December 15, 2011 | December 30, 2011 | \$ 0.30 |
| Third Quarter | August 10, 2011 | September 15, 2011 | September 30, 2011 | 0.29 |
| Second Quarter | August 10, 2011 | August 22, 2011 | August 31, 2011 | 0.27 |
| Total | | | | \$ 2.09 |

- (1) Special dividend related to estimated realized capital gains attributable to the Operating Company's investments in Lawson Software, Inc. and Infor Lux Bond Company.

Since NMFC is a holding company, all distributions on its common stock will be paid from distributions received from the Operating Company. The Operating Company intends to make distributions to its unit holders that will be sufficient to enable NMFC to pay quarterly distributions to its stockholders and to maintain its status as a RIC. NMFC intends to distribute approximately its entire portion of the Operating Company's Adjusted Net Investment Income on a quarterly basis and substantially its entire portion of the Operating Company's taxable income on an annual basis, except that it may retain certain net capital gains for reinvestment.

NMFC maintains an "opt out" dividend reinvestment plan for its common stockholders. As a result, if the Operating Company declares a dividend, then NMFC stockholders' cash dividends will be automatically reinvested in additional shares of NMFC's common stock, unless they specifically "opt out" of the dividend reinvestment plan so as to receive cash dividends. Cash dividends reinvested in additional shares of NMFC's common stock will be automatically reinvested by NMFC in the Operating Company in exchange for additional units of the Operating Company. See *Note 2, Summary of Significant Accounting Policies* to the financial statements appearing elsewhere in this prospectus for additional details regarding NMFC's dividend reinvestment plan.

Related Parties

The New Mountain Finance Entities have entered into a number of business relationships with affiliated or related parties, including the following:

- Together, NMFC and AIV Holdings own all the outstanding units of the Operating Company. As of September 30, 2012, NMFC and AIV Holdings own approximately 56.1% and 43.9%, respectively, of the units of the Operating Company.
- The Operating Company has entered into the Investment Management Agreement with the Investment Adviser, a wholly-owned subsidiary of New Mountain Capital. Therefore, New Mountain Capital is entitled to any profits earned by the Investment Adviser, which includes any fees payable to the Investment Adviser under the terms of the Investment Management Agreement, less expenses incurred by the Investment Adviser in performing its services under the Investment Management Agreement.

- The New Mountain Finance Entities have entered into an Administration Agreement, with the Administrator, a wholly-owned subsidiary of New Mountain Capital. The Administrator arranges office space for the New Mountain Finance Entities and provides office equipment and administrative services necessary to conduct their respective day-to-day operations pursuant to the Administration Agreement. The Operating Company reimburses the Administrator for the allocable portion of overhead and other expenses incurred by it in performing its obligations to the New Mountain Finance Entities under the Administration Agreement, including rent, the fees and expenses associated with performing administrative, finance, and compliance functions, and the compensation of the Operating Company's chief financial officer and chief compliance officer and their respective staffs. Pursuant to the Administration Agreement, as amended and restated, and further restricted by the Operating Company, expenses payable to the Administrator by the Operating Company as well as other direct and indirect expenses (excluding interest, other credit facility expense, trading expenses and management and incentive fees) has been capped at \$3.5 million for the time period from April 1, 2012 to March 31, 2013.
- The New Mountain Finance Entities, the Investment Adviser and the Administrator have entered into a royalty-free Trademark License Agreement, as amended, with New Mountain Capital, pursuant to which New Mountain Capital has agreed to grant the New Mountain Finance Entities, the Investment Adviser and the Administrator, a non-exclusive, royalty-free license to use the name "New Mountain" and "New Mountain Finance".

In addition, NMFC and the Operating Company have adopted a formal code of ethics that governs the conduct of their respective officers and directors. These officers and directors also remain subject to the duties imposed by the 1940 Act, the Delaware General Corporation Law and the Delaware Limited Liability Company Act.

The Investment Adviser and its affiliates may also manage other funds in the future that may have investment mandates that are similar, in whole and in part, with the Operating Company's investment mandates. The Investment Adviser and its affiliates may determine that an investment is appropriate for the Operating Company and for one or more of those other funds. In such event, depending on the availability of such investment and other appropriate factors, the Investment Adviser or its affiliates may determine that we should invest side-by-side with one or more other funds. Any such investments will be made only to the extent permitted by applicable law and interpretive positions of the SEC and its staff, and consistent with the Investment Adviser's allocation procedures.

Concurrently with the IPO, NMFC sold an additional 2,172,000 shares of its common stock to certain executives and employees of, and other individuals affiliated with, New Mountain Capital in the Concurrent Private Placement.

Quantitative and Qualitative Disclosures About Market Risk

The Operating Company is subject to certain financial market risks, such as interest rate fluctuations. During the nine months ended September 30, 2012, certain of the loans held in the Operating Company's portfolio had floating interest rates. Interest rates on the loans held within the Operating Company's portfolio of investments are typically based on floating LIBOR, with many of these assets also having a LIBOR floor. Additionally, the Operating Company's senior secured revolving credit facilities are also subject to floating interest rates and are currently paid based on one-month floating LIBOR rates.

The following table estimates the potential changes in net cash flow generated from interest income and expenses, should interest rates increase by 100, 200 or 300 basis points, or decrease by 25 basis points. Interest income is calculated as revenue from interest generated from the

Operating Company's portfolio of investments held on September 30, 2012. Interest expense is calculated based on the terms of the Operating Company's two outstanding revolving credit facilities. For the Operating Company's floating rate credit facilities, the Operating Company uses the outstanding balance as of September 30, 2012. Interest expense on the Operating Company's floating rate credit facilities are calculated using the interest rate as of September 30, 2012, adjusted for the hypothetical changes in rates, as shown below. The base interest rate case assumes the rates on the Operating Company's portfolio investments remain unchanged from the actual effective interest rates as of September 30, 2012. These hypothetical calculations are based on a model of the investments in our portfolio, held as of September 30, 2012, and are only adjusted for assumed changes in the underlying base interest rates.

Actual results could differ significantly from those estimated in the table.

| <u>Change in Interest Rates</u> | <u>Estimated Percentage Change in Interest Income Net of Interest Expense (unaudited)</u> |
|---------------------------------|---|
| -25 Basis Points | 0.9% |
| Base Interest Rate | —% |
| +100 Basis Points | (3.4)% |
| +200 Basis Points | 1.1% |
| +300 Basis Points | 7.5% |

The Operating Company was not exposed to any foreign currency exchange risks as of September 30, 2012.

SENIOR SECURITIES

Information about the Operating Company's senior securities is shown in the following table as of December 31, 2011, 2010 and 2009. Deloitte & Touche, LLP's report on the December 31, 2011, 2010 and 2009 information included in this senior securities table is attached as an exhibit to the registration statement of which this prospectus is a part.

| <u>Class and Year</u> | <u>Total Amount Outstanding Exclusive of Treasury Securities(1) (in millions)</u> | <u>Asset Coverage Per Unit(2)</u> | <u>Involuntary Liquidating Preference Per Unit(3)</u> | <u>Average Market Value Per Unit(4)</u> |
|-----------------------------|---|---|---|---|
| December 31, 2011 | | | | |
| Holdings Credit Facility | \$ 129.0 | \$ 2,426 | \$ — | N/A |
| SLF Credit Facility | 165.9 | 2,426 | — | N/A |
| December 31, 2010(5) | | | | |
| Holdings Credit Facility | 59.7 | 3,074 | — | N/A |
| SLF Credit Facility | 56.9 | 3,074 | — | N/A |
| December 31, 2009(5) | | | | |
| Holdings Credit Facility | 77.7 | 4,080 | — | N/A |

- (1) Total amount of each class of senior securities outstanding at the end of the period presented.
- (2) Asset coverage per unit is the ratio of the carrying value of our total assets, less all liabilities excluding indebtedness represented by senior securities in this table, to the aggregate amount of senior securities representing indebtedness. Asset coverage per unit is expressed in terms of dollar amounts per \$1,000 of indebtedness and is calculated on a consolidated basis.
- (3) The amount to which such class of senior security would be entitled upon the voluntary liquidation of the issuer in preference to any security junior to it. The "—" in this column indicates that the SEC expressly does not require this information to be disclosed for certain types of senior securities.
- (4) Not applicable because the senior securities are not registered for public trading.
- (5) Prior to NMFC's IPO on May 19, 2011, these credit facilities existed at the Predecessor Entities.

BUSINESS

The Company

The Operating Company is a Delaware limited liability company. The Operating Company is externally managed and has elected to be treated as a BDC under the 1940 Act. As such, the Operating Company is obligated to comply with certain regulatory requirements. The Operating Company intends to be treated as a partnership for federal income tax purposes for so long as it has at least two members.

The Operating Company is externally managed by the Investment Adviser. The Administrator provides the administrative services necessary for operations. The Investment Adviser and Administrator are wholly-owned subsidiaries of New Mountain Capital. New Mountain Capital is a firm with a track record of investing in the middle market and with assets under management (which includes amounts committed, not all of which have been drawn down and invested to date) totaling approximately \$9.0 billion as of September 30, 2012. New Mountain Capital focuses on investing in defensive growth companies across its private equity, public equity, and credit investment vehicles. The Operating Company, formerly known as New Mountain Guardian (Leveraged), L.L.C., was originally formed as a subsidiary of Guardian AIV by New Mountain Capital in October 2008. Guardian AIV was formed through an allocation of approximately \$300.0 million of the \$5.1 billion of commitments supporting New Mountain Partners III, L.P., a private equity fund managed by New Mountain Capital. In February 2009, New Mountain Capital formed a co-investment vehicle, New Mountain Guardian Partners, L.P., comprising \$20.4 million of commitments.

NMFC is a Delaware corporation that was originally incorporated on June 29, 2010. NMFC is a closed-end, non-diversified management investment company that has elected to be treated as a BDC under the 1940 Act. As such, NMFC is obligated to comply with certain regulatory requirements. NMFC has elected to be treated, and intends to comply with the requirements to continue to qualify annually, as a RIC under Subchapter M of the Code.

AIV Holdings is a Delaware corporation that was originally incorporated on March 11, 2011. Guardian AIV, a Delaware limited partnership, is AIV Holdings' sole stockholder. AIV Holdings is a closed-end, non-diversified management investment company that has elected to be treated as a BDC under the 1940 Act. As such, AIV Holdings is obligated to comply with certain regulatory requirements. AIV Holdings has elected to be treated, and intends to comply with the requirements to continue to qualify annually, as a RIC under the Code.

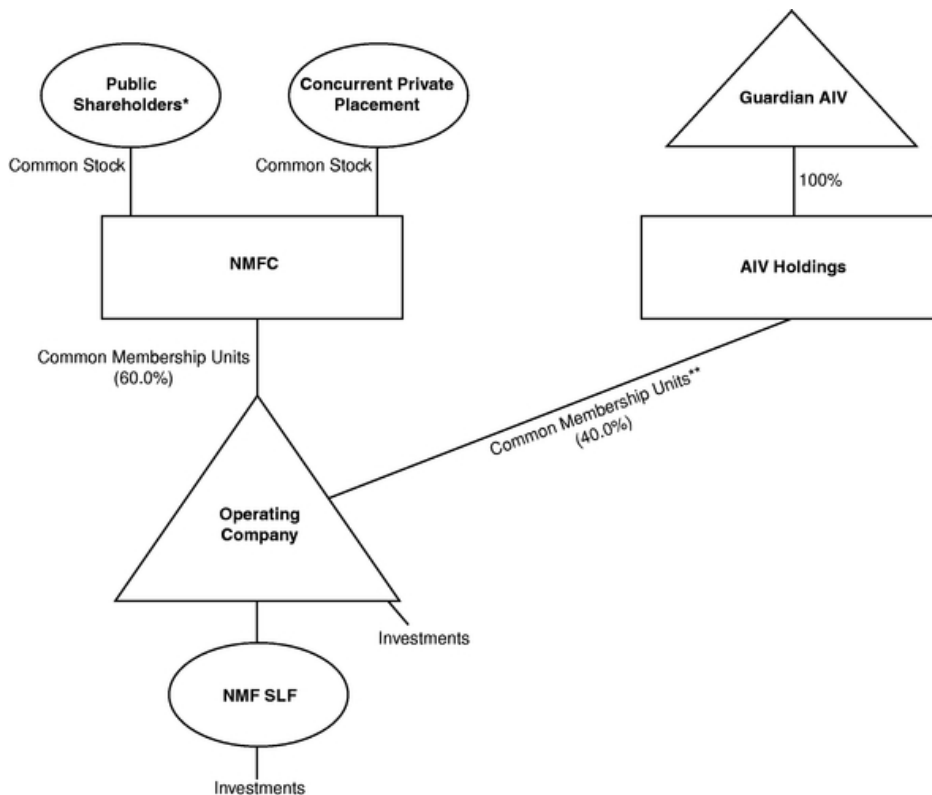
On May 19, 2011, NMFC priced its IPO of 7,272,727 shares of common stock at a public offering price of \$13.75 per share. Concurrently with the closing of the IPO and at the public offering price of \$13.75 per share, NMFC sold an additional 2,172,000 shares of its common stock to certain executives and employees of, and other individuals affiliated with, New Mountain Capital in the Concurrent Private Placement. Additionally, 1,252,964 shares were issued to the partners of New Mountain Guardian Partners, L.P. at that time for their ownership interest in the Predecessor Entities. In connection with NMFC's IPO and through a series of transactions, the Operating Company owns all of the operations of the Predecessor Entities, including all of the assets and liabilities related to such operations.

NMFC and AIV Holdings are holding companies with no direct operations of their own, and their sole asset is their ownership in the Operating Company. NMFC and AIV Holdings each entered into a joinder agreement with respect to the Limited Liability Company Agreement, as amended and restated, of the Operating Company, pursuant to which NMFC and AIV Holdings were admitted as members of the Operating Company. NMFC acquired from the Operating Company, with the gross proceeds of the IPO and the Concurrent Private Placement, units of the Operating Company (the

number of units are equal to the number of shares of NMFC's common stock sold in the IPO and the Concurrent Private Placement). Additionally, NMFC received units of the Operating Company equal to the number of shares of common stock of NMFC issued to the partners of New Mountain Guardian Partners, L.P. Guardian AIV was the parent of the Operating Company prior to the IPO and, as a result of the transactions completed in connection with the IPO, obtained units in the Operating Company. Guardian AIV contributed its units in the Operating Company to its newly formed subsidiary, AIV Holdings, in exchange for common stock of AIV Holdings. AIV Holdings has the right to exchange all or any portion of its units in the Operating Company for shares of NMFC's common stock on a one-for-one basis at any time.

The current structure was designed to generally prevent NMFC and its stockholders from being allocated taxable income with respect to unrecognized gains that existed at the time of the IPO in the Predecessor Entities' assets, and rather such amounts would be allocated generally to AIV Holdings and its stockholders. The result is that any distributions made to NMFC's stockholders that are attributable to such gains generally will not be treated as taxable dividends but rather as return of capital.

The diagram below depicts our current organizational structure as of February 27, 2013.



* Includes partners of New Mountain Guardian Partners, L.P.

** These common membership units are exchangeable into shares of NMFC common stock on a one-for-one basis.

The Operating Company is a party to the Holdings Credit Facility pursuant to a secured credit agreement with Wells Fargo Bank, National Association. As of September 30, 2012, the Holdings Credit Facility, which matures on October 27, 2016, provides for potential borrowings up to \$185.0 million. Unlike many credit facilities for BDCs the amount available under the Holdings Credit Facility is not subject to reduction as a result of mark to market fluctuations in its portfolio investments. As of September 30, 2012, the Operating Company was permitted to borrow up to 45.0% or 25.0% of the purchase price of pledged first lien or non-first lien debt securities, and up to 67.0% and 45.0% of the purchase price of specified first lien debt securities and specified non-first lien debt securities, respectively, subject to approval by Wells Fargo Bank, National Association. The Holdings Credit Facility bears interest at a rate of LIBOR plus 2.75% per annum and charges a non-usage fee, based on the unused facility amount multiplied by the Non-Usage Fee Rate (as defined in the credit agreement). As of September 30, 2012, \$135.7 million was outstanding under the Holdings Credit Facility.

The SLF Credit Facility among NMF SLF as the Borrower, the Operating Company as the Collateral Administrator, Wells Fargo Securities, L.L.C. as the Administrative Agent, and Wells Fargo Bank, National Association, as the Collateral Custodian, is structured as a revolving credit facility and matures on October 27, 2016. As of September 30, 2012, the maximum amount of revolving borrowings available under the SLF Credit Facility is \$200.0 million. The loan is non-recourse to the Operating Company and secured by all assets owned by the borrower on an investment by investment basis. As of September 30, 2012, the SLF Credit Facility permitted borrowings of up to 67.0% of the purchase price of pledged debt securities subject to approval by Wells Fargo Bank, National Association. Due to a fifth amendment to the SLF Credit Facility on October 27, 2011, NMF SLF is no longer restricted from the purchase or sale of loans with an affiliate. Therefore, specified first lien loans can be moved as collateral between the Holdings Credit Facility and the SLF Credit Facility. The SLF Credit Facility bears interest at a rate of LIBOR plus 2.00% per annum. A non-usage fee is paid, based on the unused facility amount multiplied by the Non-Usage Fee Rate (as defined in the credit agreement). As of September 30, 2012, \$200.0 million was outstanding under the SLF Credit Facility.

For a detailed discussion of the Holdings Credit Facility and the SLF Credit Facility, see "Management's Discussion and Analysis of Financial Conditions and Results of Operations — Liquidity and Capital Resources".

We expect to continue to finance our investments using both debt and equity, including proceeds from equity issued by NMFC, which will be contributed to the Operating Company.

Recent Developments

On December 7, 2012, NMFC completed a public offering of 3,250,000 shares of its common stock at a public offering price of \$14.80 per share. In connection with the offering, the underwriters purchased an additional 320,063 shares with the exercise of the overallotment option to purchase up to an additional 487,500 shares of common stock. As a result of this public offering, NMFC and AIV Holdings owned approximately 59.9% and 40.1%, respectively, of the units of the Operating Company.

On December 18, 2012, the Operating Company entered into an eighth amendment to the Holdings Credit Facility. This amendment increased the maximum revolving borrowings under the \$185.0 million Holdings Credit Facility by \$25.0 million for a new maximum borrowing amount of \$210.0 million. The amount that the Operating Company is permitted to borrow under the Holdings Credit Facility was increased from 67.0% to 70.0% of the purchase price of specified first lien debt securities, subject to approval by Wells Fargo, National Association.

On December 18, 2012, NMF SLF entered into an eleventh amendment to the SLF Credit Facility. This amendment increased the maximum revolving borrowings under the \$200.0 million SLF Credit Facility by \$15.0 million for a new maximum borrowing amount of \$215.0 million. The amount that NMF SLF is permitted to borrow under the SLF Credit Facility was increased from 67.0% to 70.0% of the purchase price of pledged debt securities, subject to approval by Wells Fargo, National Association.

On December 27, 2012, the Operating Company's board of directors, and subsequently NMFC's board of directors, declared a special dividend distribution of \$0.14 per unit/share payable on January 31, 2013 to holders of record as of December 31, 2012. Subsequently, AIV Holdings' board of directors declared a dividend payable on January 31, 2013 to holders of record as of December 31, 2012 in an amount equal to \$0.14 per unit multiplied by the total number of units owned by AIV Holdings of the Operating Company as of the record date.

New Mountain Capital

New Mountain Capital manages private equity, public equity and debt investments with aggregate assets under management (which includes amounts committed, not all of which have been drawn down and invested to date) totaling approximately \$9.0 billion as of September 30, 2012.

New Mountain Capital's first private equity fund, the \$770.0 million New Mountain Partners, L.P., or "Fund I", began its investment period in January 2000. New Mountain Capital's second private equity fund, the \$1.6 billion New Mountain Partners II, L.P., or "Fund II", began its investment period in January 2005. New Mountain Capital's third private equity fund, Fund III, with over \$5.1 billion of aggregate commitments, began its investment period in August 2007. New Mountain Capital manages public equity portfolios through New Mountain Vantage Advisers, L.L.C., which is designed to apply New Mountain Capital's established strengths toward non-control positions in the U.S. public equity markets generally. New Mountain Capital manages its debt portfolio through the Operating Company, and the Operating Company is currently New Mountain Capital's only vehicle focused primarily on investing in the investments that we target.

New Mountain Capital's mission is to be "best in class" in the new generation of investment managers as measured by returns, control of risk, service to investors and the quality of the businesses in which New Mountain Capital invests. All of New Mountain Capital's efforts emphasize intensive fundamental research and the proactive creation of proprietary investment advantages in carefully selected industry sectors. New Mountain Capital is a generalist firm but has developed particular competitive advantages in what New Mountain Capital believes to be particularly attractive sectors, such as education, healthcare, logistics, business and industrial services, federal IT services, media, software, insurance, consumer products, financial services and technology, infrastructure and energy. New Mountain Capital is focused on systematically establishing expertise in new sectors in which it believes it will have a competitive advantage over time.

The Investment Adviser

The Investment Adviser, a wholly-owned subsidiary of New Mountain Capital, manages the Operating Company's day-to-day operations and provides it with investment advisory and management services. In particular, the Investment Adviser is responsible for identifying attractive investment opportunities, conducting research and due diligence on prospective investments, structuring the Operating Company's investments and monitoring and servicing the Operating Company's investments. We do not have, and do not intend to have, any employees. As of September 30, 2012, the Investment Adviser was supported by over 90 staff members of New Mountain Capital, including 62 investment professionals.

The Investment Adviser is managed by the five member Investment Committee, which is responsible for approving purchases and sales of the Operating Company's investments above \$5.0 million in aggregate by issuer. The Investment Committee currently consists of Steven B. Klinsky, Robert A. Hamwee, Adam Collins, Douglas Londal and Alok Singh. The Investment Committee is responsible for approving all of the Operating Company's investment purchases above \$5.0 million. The Investment Committee also monitors investments in the Operating Company's portfolio and approves all asset dispositions above \$5.0 million. Purchases and dispositions below \$5.0 million may be approved by the Operating Company's Chief Executive Officer. These approval thresholds are subject to change over time. We expect to benefit from the extensive and varied relevant experience of the investment professionals serving on the Investment Committee, which includes expertise in private equity, primary and secondary leveraged credit, private mezzanine finance and distressed debt.

Investment Objectives and Portfolio

The Operating Company's investment objective is to generate current income and capital appreciation through the sourcing and origination of debt securities at all levels of the capital structure, including first and second lien debt, notes, bonds and mezzanine securities. In some cases, the Operating Company's investments may also include equity interests such as preferred stock, common stock, warrants or options received in connection with the Operating Company's debt investments or may include a direct investment in the equity of private companies.

The Operating Company makes investments through both primary originations and open-market secondary purchases. The Operating Company primarily targets loans to, and invests in, the United States middle market businesses, a market segment we believe continues to be underserved by other lenders. We define middle market businesses as those businesses with annual earnings before interest, taxes, depreciation, and amortization ("EBITDA") between \$20.0 million and \$200.0 million. The primary focus is in the debt of defensive growth companies, which are defined as generally exhibiting the following characteristics: (i) sustainable secular growth drivers, (ii) high barriers to competitive entry, (iii) high free cash flow after capital expenditure and working capital needs, (iv) high returns on assets and (v) niche market dominance. The Operating Company's targeted investments typically have maturities of between five and ten years and generally range in size between \$10.0 million and \$50.0 million. This investment size may vary proportionately as the size of the Operating Company's capital base changes. At September 30, 2012, the Operating Company's portfolio consisted of 58 portfolio companies and was invested 60.2% in first lien loans, 35.6% in second lien loans, 3.5% in subordinated debt and 0.7% in equity and other, as measured at fair value.

The fair value of the Operating Company's investments was approximately \$858.9 million in 58 portfolio companies at September 30, 2012. For the nine months ended September 30, 2012, the Operating Company made approximately \$392.2 million of new investments in 30 portfolio companies.

For the nine months ended September 30, 2012, the Operating Company had approximately \$190.5 million in debt repayments in existing portfolio companies and sales of securities in 13 portfolio companies aggregating approximately \$77.9 million. In addition, during the nine months ended September 30, 2012, the Operating Company had a change in unrealized appreciation on 43 portfolio companies totaling approximately \$20.6 million, which was offset by a change in unrealized depreciation on 14 portfolio companies totaling approximately \$9.9 million.

At September 30, 2012, the Operating Company's weighted average Yield to Maturity was approximately 9.9%. This Yield to Maturity calculation assumes that all investments not on non-accrual are purchased at fair value on September 30, 2012 and held until their respective

maturities with no prepayments or losses and exited at par at maturity. The actual yield to maturity may be higher or lower due to the future selection of LIBOR contracts by the individual companies in the Operating Company's portfolio or other factors.

The following summarizes the Operating Company's ten largest portfolio company investments and top ten industries in which the Operating Company was invested as of September 30, 2012, calculated as a percentage of total assets as of September 30, 2012.

| Portfolio Company | Percent of Total Assets |
|---|--------------------------------|
| Pinnacle Holdco S.à r.l. / Pinnacle (US) Acquisition Co Limited | 5.1% |
| Plato, Inc. (Archipelago Learning, Inc.) | 4.6% |
| Novell, Inc. (fka Attachmate Corporation, NetIQ Corporation) | 3.5% |
| Global Knowledge Training LLC | 3.5% |
| Rocket Software, Inc. | 3.5% |
| Unitek Global Services, Inc. | 3.4% |
| Managed Health Care Associates, Inc. | 3.2% |
| Meritas Schools Holdings, LLC | 3.2% |
| Insight Pharmaceuticals LLC | 2.8% |
| SRA International, Inc. | 2.8% |

| Industry | Percent of Total Assets |
|----------------------|--------------------------------|
| Software | 24.3% |
| Education | 16.5% |
| Healthcare Services | 15.0% |
| Federal Services | 9.4% |
| Business Services | 6.8% |
| Media | 4.2% |
| Information Services | 3.7% |
| Healthcare Products | 3.6% |
| Consumer Services | 3.6% |
| Logistics | 2.8% |

Competitive Advantages

We believe that we have the following competitive advantages over other capital providers to middle market companies:

Proven and Differentiated Investment Style With Areas of Deep Industry Knowledge

In making its investment decisions, the Investment Adviser applies New Mountain Capital's long-standing, consistent investment approach that has been in place since its founding more than 10 years ago. We focus on companies in less well followed defensive growth niches of the middle market space where we believe few debt funds have built equivalent research and operational size and scale.

We benefit directly from New Mountain Capital's private equity investment strategy that seeks to identify attractive investment sectors from the top down and then works to become a well positioned investor in these sectors. New Mountain Capital focuses on companies and industries with sustainable strengths in all economic cycles, particularly ones that are defensive in nature, that are non-cyclical and can maintain pricing power in the midst of a recessionary and/or inflationary environment. New Mountain Capital focuses on companies within sectors in which it has significant

expertise (examples include federal services, software, education, niche healthcare, business services, energy and logistics) while typically avoiding investments in companies with products or services that serve markets that are highly cyclical, have the potential for long-term decline, are overly-dependent on consumer demand or are commodity-like in nature.

In making its investment decisions, the Investment Adviser has adopted the approach of New Mountain Capital, which is based on three primary investment principles:

1. A generalist approach, combined with proactive pursuit of the highest quality opportunities within carefully selected industries, identified via an intensive and structured ongoing research process;
2. Emphasis on strong downside protection and strict risk controls; and
3. Continued search for superior risk adjusted returns, combined with timely, intelligent exits and outstanding return performance.

Experienced Management Team and Established Platform

The Investment Adviser's team members have extensive experience in the leveraged lending space. Steven B. Klinsky, New Mountain Capital's Founder, Chief Executive Officer and Managing Director and Chairman of the board of directors of the New Mountain Finance Entities, was a general partner of Forstmann Little & Co., a manager of debt and equity funds totaling multiple billions of dollars in the 1980s and 1990s. He was also a co-founder of Goldman, Sachs & Co.'s Leverage Buyout Group in the period from 1981 to 1984. Robert A. Hamwee, Chief Executive Officer and President of the New Mountain Finance Entities and Managing Director of New Mountain Capital, was formerly President of GSC, where he was the portfolio manager of GSC's distressed debt funds and led the development of GSC's CLOs. Douglas Londal, Managing Director of New Mountain Capital, was previously co-head of Goldman, Sachs & Co.'s U.S. mezzanine debt team. Alok Singh, Managing Director of New Mountain Capital, has extensive experience structuring debt products as a long-time partner at Bankers Trust Company.

Many of the debt investments that the Operating Company has made to date have been in the same companies with which New Mountain Capital has already conducted months of intensive acquisition due diligence related to potential private equity investments. We believe that private equity underwriting due diligence is usually more robust than typical due diligence for loan underwriting. In its underwriting of debt investments, the Investment Adviser is able to utilize the research and hands-on operating experience that New Mountain Capital's private equity underwriting teams possess regarding the individual companies and industries. Business and industry due diligence is led by a team of investment professionals of the Investment Adviser that generally consists of three to seven individuals, typically based on their relevant company and/or industry specific knowledge. Additionally, the Investment Adviser is also able to utilize its relationships with operating management teams and other private equity sponsors. We believe this differentiates us from many of our competitors.

Significant Sourcing Capabilities and Relationships

We believe the Investment Adviser's ability to source attractive investment opportunities is greatly aided by both New Mountain Capital's historical and current reviews of private equity opportunities in the business segments we target. To date, a significant majority of the investments that the Operating Company has made are in the debt of companies and industry sectors that were first identified and reviewed in connection with New Mountain Capital's private equity efforts, and the majority of our current pipeline reflects this as well. Furthermore, the Investment Adviser's investment professionals have deep and longstanding relationships in both the private equity

sponsor community and the lending/agency community which they have and will continue to utilize to generate investment opportunities.

Risk Management through Various Cycles

New Mountain Capital has emphasized tight control of risk since its inception and long before the recent global financial distress began. To date, New Mountain Capital has never experienced a bankruptcy of any of its portfolio companies in its private equity efforts or with respect to the Predecessor Entities' business. The Investment Adviser seeks to emphasize tight control of risk with our investments in several important ways, consistent with New Mountain Capital's historical approach. In particular, the Investment Adviser:

- Emphasizes the origination or purchase of debt in what the Investment Adviser believes are defensive growth companies, which are less likely to be dependent on macro-economic cycles;
- Targets investments in companies that are preeminent market leaders in their own industries, and when possible, investments in companies that have strong management teams whose skills are difficult for competitors to acquire or reproduce; and
- Emphasizes capital structure seniority in the Investment Adviser's underwriting process.

Access to Non Mark to Market, Seasoned Leverage Facilities

The amounts available under the Credit Facilities are generally not subject to reduction as a result of mark to market fluctuations in the Operating Company's portfolio investments. For a detailed discussion of the Credit Facilities, see "Management's Discussion and Analysis of Financial Conditions and Results of Operations — Liquidity and Capital Resources".

Market Opportunity

We believe that the size of the market for investments that we target, coupled with the demands of middle market companies for flexible sources of capital at competitive terms and rates, create an attractive investment environment for us.

- *The leverage finance market has a high level of financing needs over the next several years due to significant bank debt maturities.* We believe that the large dollar volume of loans that need to be refinanced will present attractive opportunities to invest capital in a manner consistent with our stated objectives.
- *Middle market companies continue to face difficulties in accessing the capital markets.* We believe opportunities to serve the middle market will continue to exist. While many middle market companies were formerly able to raise funds by issuing high-yield bonds, we believe this approach to financing has become more difficult in recent years as institutional investors have sought to invest in larger, more liquid offerings. In addition, many private finance companies and hedge funds have reduced their middle market lending activities due to decreased availability of their own financing.
- *Consolidation among commercial banks has reduced the focus on middle market lending.* We believe that many traditional bank lenders to middle market businesses have either exited or de-emphasized their service and product offerings in the middle market. These traditional lenders have instead focused on lending and providing other services to large corporate clients. We believe this has resulted in fewer key players and the reduced availability of debt capital to the companies we target.

- *Attractive pricing.* Reduced access to, and availability of, debt capital typically increases the interest rates, or pricing, of loans for middle market lenders. Recent primary debt transactions in this market often include upfront fees, prepayment protections and, in some cases, warrants to purchase common stock, all of which should enhance the profitability of new loans to lenders.
- *Conservative deal structures.* As a result of the credit crisis, many lenders are requiring larger equity contributions from financial sponsors. Larger equity contributions create an enhanced margin of safety for lenders because leverage is a lower percentage of the implied enterprise value of the company.
- *Large pool of uninvested private equity capital available for new buyouts.* We expect that private equity firms will continue to pursue acquisitions and will seek to leverage their equity investments with mezzanine loans and/or senior loans (including traditional first and second lien, as well as unitranche loans) provided by companies such as ours.

Investment Criteria

The Investment Adviser has identified the following investment criteria and guidelines for use in evaluating prospective portfolio companies. However, not all of these criteria and guidelines were, or will be, met in connection with each of the Operating Company's investments.

- *Defensive growth industries.* The Operating Company seeks to invest in industries that can succeed in both robust and weak economic environments but which are also sufficiently large and growing to achieve high valuations providing enterprise value cushion for our targeted debt securities.
- *High barriers to competitive entry.* The Operating Company targets industries and companies that have well defined end-markets and well established, understandable barriers to competitive entry.
- *Recurring revenue.* Where possible, the Operating Company focuses on companies that have a high degree of predictability in future revenue.
- *Flexible cost structure.* The Operating Company seeks to invest in businesses that have limited fixed costs and therefore modest operating leverage.
- *Strong free cash flow and high return on assets.* The Operating Company focuses on businesses with a demonstrated ability to produce meaningful free cash flow from operations. The Operating Company typically targets companies that are not asset intensive and that have minimal capital expenditure and minimal working capital growth needs.
- *Sustainable business and niche market dominance.* The Operating Company seeks to invest in businesses that exert niche market dominance in their industry and that have a demonstrated history of sustaining market leadership over time.
- *Established companies.* The Operating Company seeks to invest in established companies with sound historical financial performance. The Operating Company does not intend to invest in start-up companies or companies with speculative business plans.
- *Private equity sponsorship.* The Operating Company generally seeks to invest in companies in conjunction with private equity sponsors who it knows and trusts and who have proven capabilities in building value.
- *Seasoned management team.* The Operating Company generally requires that its portfolio companies have a seasoned management team with strong corporate governance. Oftentimes the Operating Company has a historical relationship with or direct knowledge of key managers from previous investment experience.

Investment Selection and Process

The Investment Adviser believes it has developed a proven, consistent and replicable investment process to execute our investment strategy. The Investment Adviser seeks to identify the most attractive investment sectors from the top down and then works to become the most advantaged investor in these sectors. The steps in the Investment Adviser's process include:

Identifying attractive investment sectors top down: The Investment Adviser works continuously and in a variety of ways to proactively identify the most attractive sectors for investment opportunities. The investment professionals of the Investment Adviser participate in this process through both individual and group efforts, formal and informal. The Investment Adviser has also worked with consultants, investment bankers and public equity managers to supplement its internal analyses, although the prime driver of sector ideas has been the Investment Adviser itself.

Creating competitive advantages in the selected industry sectors: Once a sector has been identified, the Investment Adviser works to make itself the most advantaged and knowledgeable investor in that sector. An internal working team is assigned to each project. The team may spend months confirming the sector thesis and building the Investment Adviser's leadership in this sector. In general, the Investment Adviser seeks to construct proprietary databases and to utilize the best specialized industry consultants. The Investment Adviser particularly stresses the establishment of close relationships with operating managers in each field in order to gain the deepest possible level of understanding. When advisable, industry executives have been placed on New Mountain Capital's Management Advisory Board or have been hired on salary as "executives in residence". When the Investment Adviser considers specific investment ideas in its chosen sectors, it can triangulate its own views against the views of its management relationships, consultants, brokers, bankers and others. The Investment Adviser believes this multi-front analysis leads to strong decision making and company identification. The Investment Adviser also believes that its "flexible specialization" approach gives the Operating Company all the benefits of a narrow-based sector fund without forcing the Operating Company to invest in any industry sector at an inappropriate time for that sector. The Investment Adviser can also become a leading investment expert in lesser known or smaller sectors that would not support an entire fund dedicated solely to them.

Targeting companies with leading market share and attractive business models in its chosen sectors: The Investment Adviser, consistent with New Mountain Capital's historical approach, typically follows a "good to great" approach, seeking to invest in debt securities of companies in its chosen sectors that it believes are already safe and successful but where the Investment Adviser sees an opportunity for further increases in enterprise value due to special circumstances existing at the time of the financing or through value that a sponsor can add. The investment professionals of the Investment Adviser have been successful in targeting companies with leading market shares, rapid growth, high free cash flows, high operating margins, high barriers to entry and which produce goods or services that are of value to their customers.

Utilizing this research platform, the Operating Company has largely invested in the debt of companies and industries that have been researched by New Mountain Capital's private equity efforts. In many instances, the Operating Company has studied the specific debt issuer with which New Mountain Capital has already conducted months of intensive acquisition due diligence related to a potential private equity investment. In other situations, while New Mountain Capital may not have specifically analyzed the issuer in the past, the Operating Company has deep knowledge of the company's industry through New Mountain Capital's private equity work. We expect the Investment Adviser to continue this approach in the future.

Beyond the foregoing, the investment professionals of the Investment Adviser have deep and longstanding relationships in both the private equity sponsor community and the lending/agency community. The Operating Company has sourced and we expect the Operating Company to continue sourcing new investment opportunities from both private equity sponsors and other lenders and agents. In private equity, the Operating Company has strong, personal relationships with principals at a significant majority of relevant sponsors, and we expect that the Operating Company will continue to utilize those relationships to generate investment opportunities. In the same fashion, the Operating Company has an extensive relationship network with lenders and agents, including commercial banks, investment banks, loan funds, mezzanine funds and a wide range of smaller agents that seek debt capital on behalf of their clients. In addition to newly issued primary opportunities, the Operating Company has extensive experience in sourcing investment opportunities from the secondary market, and will continue to actively monitor that large, and often volatile, area for appropriate investment opportunities.

This team performs the core underwriting function to determine the attractiveness of the target's business model, focusing on the investment criteria described above. The team ultimately develops a forecast of a target's likely operating and financial performance. Team members have diverse backgrounds in investment management, investment banking, consulting, and operations. We believe the presence within New Mountain Capital of numerous former CEOs and other senior operating executives, and their active involvement in the Operating Company's underwriting process, combined with New Mountain Capital's experience as a majority stockholder owning and directing a wide range of businesses and overseeing operating companies in the same or related industries, is a key differentiator for us versus typical debt investment vehicles.

In addition to performing rigorous business due diligence, the Investment Adviser also thoroughly reviews and/or structures the relevant credit documentation, including bank credit agreements and bond indentures, to ensure that any securities the Operating Company invests in have appropriate credit rights, protections and remedies. There is a strong focus on appropriate covenant packages. This part of the process, as well as the determination of the appropriate price/yield parameters for individual securities, is led by Robert A. Hamwee, John Kline and James Stone with significant input as needed from other professionals with extensive credit experience, such as Steven B. Klinsky, New Mountain Capital's Managing Director, Founder and Chief Executive Officer, Douglas Londal, a New Mountain Capital Managing Director who was formerly co-head of Goldman, Sachs & Co.'s mezzanine debt group, Alok Singh, a New Mountain Capital Managing Director who has extensive experience structuring debt products as a long-time partner at Bankers Trust Company, and others.

Investment Committee

The Investment Committee currently consists of Steven B. Klinsky, Robert A. Hamwee, Adam Collins, Douglas Londal and Alok Singh. The Investment Committee is responsible for approving all of the Operating Company's investment purchases above \$5.0 million. The Investment Committee also monitors investments in the Operating Company's portfolio and approves all asset dispositions above \$5.0 million. Purchases and dispositions below \$5.0 million may be approved by the Operating Company's Chief Executive Officer. These approval thresholds are subject to change over time. We expect to benefit from the extensive and varied relevant experience of the investment professionals serving on the Investment Committee, which includes expertise in private equity, primary and secondary leveraged credit, private mezzanine finance and distressed debt.

The purpose of the Investment Committee is to evaluate and approve, as deemed appropriate, all investments by the Investment Adviser, subject to certain thresholds. The Investment Committee process is intended to bring the diverse experience and perspectives of the Investment Committee's members to the analysis and consideration of every investment. The Investment Committee also

serves to provide investment consistency and adherence to the Investment Adviser's investment philosophies and policies. The Investment Committee also determines appropriate investment sizing and suggests ongoing monitoring requirements.

In addition to reviewing investments, the Investment Committee meetings serve as a forum to discuss credit views and outlooks. Potential transactions and investment opportunities are also reviewed on a regular basis. Members of the Operating Company's investment team are encouraged to share information and views on credits with the committee early in their analysis. This process improves the quality of the analysis and assists the deal team members to work more efficiently.

Investment Structure

The Operating Company targets debt investments that will yield meaningful current income and occasionally provide the opportunity for capital appreciation through equity securities. The Operating Company's debt investments are typically structured with the maximum seniority and collateral that the Operating Company can reasonably obtain while seeking to achieve its total return target.

Debt Investments

The terms of the Operating Company's debt investments are tailored to the facts and circumstances of the transaction and prospective portfolio company and structured to protect its rights and manage its risk while creating incentives for the portfolio company to achieve its business plan. A substantial source of return is the cash interest that the Operating Company collects on its debt investments.

- **First Lien Loans and Bonds.** First lien loans and bonds generally have terms of four to seven years, provide for a variable or fixed interest rate, may contain prepayment penalties and are secured by a first priority security interest in all existing and future assets of the borrower.
- **Second Lien Loans and Bonds.** Second lien loans and bonds generally have terms of five to eight years, provide for a variable or fixed interest rate, may contain prepayment penalties and are secured by a second priority security interest in all existing and future assets of the borrower. These second lien loans and bonds may include PIK interest, which represents contractual interest accrued and added to the principal that generally becomes due at maturity.
- **Unsecured Senior, Subordinated and "Mezzanine" Loans and Bonds.** Any unsecured investments are generally expected to have terms of five to ten years and provide for a fixed interest rate. Unsecured investments may include PIK interest, which represents contractual interest accrued and added to the principal that generally becomes due at maturity, and may have an equity component, such as warrants to purchase common stock in the portfolio company.

In addition, from time to time the Operating Company may also enter into bridge or other commitments which can result in providing future financing to a portfolio company.

Equity Investments

When the Operating Company makes a debt investment, it may be granted equity in the portfolio company in the same class of security as the sponsor receives upon funding. In addition, the Operating Company may from time to time make non-control, equity co-investments in conjunction with private equity sponsors. The Operating Company generally seeks to structure its

equity investments, such as direct equity co-investments, to provide it with minority rights provisions and event-driven put rights. The Operating Company also seeks to obtain limited registration rights in connection with these investments, which may include "piggyback" registration rights.

Portfolio Company Monitoring

The Operating Company monitors the performance and financial trends of its portfolio companies on at least a quarterly basis. The Operating Company attempts to identify any developments within the portfolio company, the industry or the macroeconomic environment that may alter any material element of its original investment strategy. The Operating Company uses several methods of evaluating and monitoring the performance of its investments, including but not limited to, the following:

- review of monthly and quarterly financial statements and financial projections for portfolio companies provided by its management;
- ongoing dialogue with and review of original diligence sources;
- periodic contact with portfolio company management (and, if appropriate the private equity sponsor) to discuss financial position, requirements and accomplishments; and
- assessment of business development success, including product development, profitability and the portfolio company's overall adherence to its business plan.

The Operating Company uses an investment rating system to characterize and monitor the credit profile and expected level of returns on each investment in the portfolio. The Operating Company uses a four-level numeric rating scale as follows:

- Investment Rating 1 — Investment is performing materially above expectations;
- Investment Rating 2 — Investment is performing materially in-line with expectations. All new loans are rated 2 at initial purchase;
- Investment Rating 3 — Investment is performing materially below expectations and risk has increased materially since the original investment; and
- Investment Rating 4 — Investment is performing substantially below expectations and risks have increased substantially since the original investment. Payments may be delinquent. There is meaningful possibility that the Operating Company will not recoup its original cost basis in the investment and may realize a substantial loss upon exit.

The following table shows the distribution of the Operating Company's investments on the 1 to 4 investment rating scale at fair value as of September 30, 2012:

| Investment Rating | As of September 30, 2012 | | | |
|---------------------|--------------------------|---------|------------|---------|
| | Par Value(1) | Percent | Fair Value | Percent |
| Investment Rating 1 | \$ 127.8 | 14.5% | \$ 126.9 | 14.8% |
| Investment Rating 2 | 729.8 | 83.1% | 717.2 | 83.5% |
| Investment Rating 3 | 14.8 | 1.7% | 13.3 | 1.5% |
| Investment Rating 4 | 6.2 | 0.7% | 1.5 | 0.2% |
| | \$ 878.6 | 100.0% | \$ 858.9 | 100.0% |

(1) Excludes shares and warrants.

Exit Strategies/Refinancing

The Operating Company exits its investments typically through one of four scenarios: (i) the sale of the portfolio company itself resulting in repayment of all outstanding debt, (ii) the recapitalization of the portfolio company in which the Operating Company's loan is replaced with debt or equity from a third party or parties (in some cases, the Operating Company may choose to participate in the newly issued loan(s)), (iii) the repayment of the initial or remaining principal amount of the Operating Company's loan then outstanding at maturity or (iv) the sale of the debt investment by the Operating Company. In some investments, there may be scheduled amortization of some portion of the Operating Company's loan which would result in a partial exit of its investment prior to the maturity of the loan.

Managerial Assistance

In order to count portfolio securities as qualifying assets for the purpose of the 70.0% test, the Operating Company must either control the issuer of the securities or must offer to make available to the issuer of the securities (other than small and solvent companies described above) significant managerial assistance, except that, where the Operating Company purchases such securities in conjunction with one or more other persons acting together, one of the other persons in the group may make available such managerial assistance. Making available managerial assistance means, among other things, any arrangement whereby the BDC offers to provide, and, if accepted, does so provide, significant guidance and counsel concerning the management, operations or business objectives and policies of a portfolio company. The Administrator or its affiliate provides such managerial assistance on the Operating Company's behalf to portfolio companies that request this assistance.

Competition

The Operating Company competes for investments with a number of BDCs and investment funds (including private equity and hedge funds), as well as traditional financial services companies such as commercial banks and other sources of financing. Many of these entities have greater financial and managerial resources than we do. We believe the Operating Company is able to be competitive with these entities primarily on the basis of the experience and contacts of its management team, the Operating Company's responsive and efficient investment analysis and decision-making processes, the investment terms the Operating Company offers, the leveraged model that the Operating Company employs to perform its due diligence with the broader New Mountain Capital team and the Operating Company's model of investing in companies and industries it knows well.

We believe that some of the Operating Company's competitors may make investments with interest rates and returns that are comparable to or lower than the rates and returns that the Operating Company targets. Therefore, the Operating Company does not seek to compete solely on the interest rates and returns that it offers to potential portfolio companies. For additional information concerning the competitive risks we face, see "Risk Factors — Risks Relating to Our Business".

Employees

We do not have any employees. Day-to-day investment operations that are conducted by the Operating Company are managed by the Investment Adviser. See "Investment Management Agreement". The Operating Company reimburses the Administrator for the allocable portion of overhead and other expenses incurred by it in performing its obligations to the New Mountain Finance Entities under the Administration Agreement, including the compensation of the New

Mountain Finance Entities' chief financial officer and chief compliance officer, and their respective staffs. For a more detailed discussion of the Administration Agreement, see "Administration Agreement".

Properties

Our executive office is located at 787 Seventh Avenue, 48th Floor, New York, New York 10019. We believe that our current office facilities are adequate for our business as we intend to conduct it.

Legal Proceedings

The New Mountain Finance Entities, the Investment Adviser and the Administrator are not currently subject to any material legal proceedings, although these entities may, from time to time, be involved in litigation arising out of operations in the normal course of business or otherwise.

PORTFOLIO COMPANIES

The following table sets forth certain information as of September 30, 2012, for each portfolio company in which the Operating Company had a debt or equity investment. Other than these investments, the Operating Company's only formal relationships with its portfolio companies are the managerial assistance ancillary to its investments that the Operating Company may provide, if requested, and the board observation or participation rights the Operating Company may receive. We do not "control" nor are we an "affiliate" of any of the Operating Company's portfolio companies, each as defined in the 1940 Act. In general, under the 1940 Act, we would "control" a portfolio company if we owned more than 25.0% of its voting securities and would be an "affiliate" of a portfolio company if we owned five percent or more of its voting securities.

| Name / Address of Portfolio Company | Industry | Type of Investment | Interest Rate(1) | Maturity Date | Yield to Maturity(2) | Percent of Class Held(4) | Fair Value |
|---|---------------------|---------------------------|---|-------------------------|-----------------------------|---------------------------------|-------------------|
| Advantage Sales & Marketing Inc. 18100 Von Karman Ave., Suite 1000 Irvine, CA 92612 | Business Services | First lien | 6.25% (P + 300/Q) | 12/17/2015 | 9.3% | — | \$ 777,000 |
| | Business Services | First lien — Undrawn | — | 12/17/2015 | N/A | — | (724,500) |
| | | | | | | | <u>52,500</u> |
| Airvana Network Solutions Inc. 19 Alpha Road Chelmsford, MA 01824 | Software | First lien | 10.00% (L + 800/Q) | 3/25/2015 | 8.2% | — | 1,716,965 |
| Alion Science and Technology Corporation 1750 Tysons Boulevard, Suite 1300 McLean, VA 22102 | Federal Services | First lien | 12.00% (1000 + 200 PIK/S)* | 11/1/2014 | 16.6% | — | 5,845,263 |
| | Federal Services | Warrants | — | — | — | 1.9% | 209,828 |
| | | | | | | | <u>6,055,091</u> |
| ATI Acquisition Company (fka Ability Acquisition, Inc.) 6351 Boulevard 26, Suite 200 North Richland Hills, TX 76180 | Education | First lien | 12.25% (P + 500 + 400 PIK/Q) (6)* | 12/30/2014 | N/A | — | 332,438 |
| | Education | First lien | 17.25% (P + 1000 + 400 PIK/Q) (6)* | 6/30/2012 — Past Due | N/A | — | 66,860 |
| | Education | First lien | 17.25% (P + 1000 + 400 PIK/Q) (6)* | 6/30/2012 — Past Due | N/A | — | 1,082,317 |
| | | | | | | | <u>1,481,615</u> |
| Brickman Group Holdings, Inc. 18227 Flower Hill Way, Suite D Gaithersburg, VA 20879 | Business Services | Subordinated(9) | 9.13%/S | 11/1/2018 | 8.8% | — | 3,759,500 |
| Brock Holdings III, Inc. 10343 Sam Houston Park Drive, #200 Houston, TX 77064 | Industrial Services | Second lien | 10.00% (L + 825/Q) | 3/16/2018 | 10.3% | — | 17,042,500 |
| CHG Companies, Inc. 6440 South Millrock Drive, Suite 175 Salt Lake City, UT 84121 | Healthcare Services | Second lien | 11.25% (L + 950/Q) | 4/7/2017 | 11.6% | — | 10,050,000 |
| Global Knowledge Training LLC 9000 Regency Parkway, Suite 400 Cary, NC 27518 | Education | Second lien | 11.50% (L + 975/Q) | 10/21/2018 | 12.6% | — | 23,755,300 |
| | Education | Ordinary shares | — | — | — | 4.2% | 2,109 |
| | Education | Preferred shares | — | — | — | 4.2% | 2,422,891 |
| | | | | | | | <u>26,180,300</u> |
| Immucor, Inc. 3130 Gateway Drive Northwest Norcross, GA 30071 | Healthcare Services | Subordinated | 11.13%/S | 8/15/2019 | 8.8% | — | 5,675,000 |
| Insight Pharmaceuticals LLC 1170 Wheeler Way, Suite 150 Langhorne, PA 19407 | Healthcare Products | Second lien | 13.25% (L + 1175/Q) | 8/25/2017 | 14.4% | — | 24,625,000 |

| Name / Address of Portfolio Company | Industry | Type of Investment | Interest Rate(1) | Maturity Date | Yield to Maturity(2) | Percent of Class Held(4) | Fair Value |
|---|----------------------|-------------------------|---------------------------|---------------|----------------------|--------------------------|-------------------|
| Ipreo Holdings LLC 1359 Broadway, 2nd Floor New York, NY 10018 | Information Services | First lien | 8.00% (L + 650/M) | 8/7/2017 | 8.2% | — | \$ 2,992,500 |
| KeyPoint Government Solutions, Inc. 1750 Foxtail Drive Loveland, CO 80538 | Federal Services | First lien | 10.25% (P + 700/Q) | 12/31/2015 | 10.5% | — | 16,446,491 |
| Kronos Incorporated 297 Billerica Road Chelmsford, MA 01824 | Software | First lien — Undrawn | — | 6/11/2013 | N/A | — | (272,903) |
| Learning Care Group (US), Inc. 21333 Haggerty Road, Suite 300 Novi, MI 48375 | Education | First lien | 12.00%/S 15.00% | 4/27/2016 | 14.1% | — | 16,695,606 |
| | Education | Subordinated | PIK/S* | 6/30/2016 | 18.9% | — | 3,194,889 |
| | Education | Warrants | — | — | — | 0.7% | 14,371 |
| | | | | | | | <u>19,904,866</u> |
| Mach Gen, LLC 9300 U.S. Highway 9W Athens, NY 12105 | Power Generation | Second lien | 7.93% PIK (L + 750/Q)* | 2/22/2015 | 30.9% | — | 2,278,541 |
| Managed Health Care Associates, Inc. 25-B Vreeland Road, Suite 300 Florham Park, NJ 07932 | Healthcare Services | First lien | 3.47% (L + 325/M) | 8/1/2014 | 5.6% | — | 14,275,988 |
| | Healthcare Services | Second lien | 6.72% (L + 650/M) | 2/1/2015 | 8.8% | — | 14,475,000 |
| | | | | | | | <u>28,750,988</u> |
| Merge Healthcare Inc.** 6737 W. Washington Street, Suite 2250 Milwaukee, WI 53214 | Healthcare Services | First lien | 11.75%/S | 5/1/2015 | 8.2% | — | 9,787,500 |
| Meritas Schools Holdings, LLC 630 Dundee Road, Suite 400 Northbrook, IL 60062 | Education | Second lien | 11.50% (L + 1000/Q) | 1/29/2018 | 12.0% | — | 20,050,000 |
| Merrill Communications LLC One Merrill Circle St. Paul, MN 55108 | Business Services | First lien | 9.75% (P + 650/M) | 12/24/2012 | 19.4% | — | 11,207,630 |
| NEWAsurion Corporation(7) 648 Grassmere Park, Suite 300 Nasville, TN 37211 | | | | | | | |
| Asurion, LLC (fka Asurion Corporation) | Business Services | Second lien | 9.00% (L + 750/Q) | 5/24/2019 | 8.7% | — | 2,310,111 |
| Lonestar Intermediate Super Holdings, LLC | Business Services | Subordinated | 11.00% (L + 950/Q) | 9/2/2019 | 10.2% | — | 12,825,000 |
| | | | | | | | <u>15,135,111</u> |
| Novell, Inc. (fka Attachmate Corporation, NetIQ Corporation) 1500 Dexter Ave N. Seattle, WA 98109 | Software | Second lien | 11.00% (L + 950/Q) | 11/22/2018 | 12.0% | — | 23,535,000 |
| Ozburn-Hessey Holding Company LLC 7101 Executive Center Drive, Suite 333 Brentwood, TN 37027 | Logistics | Second lien | 11.50% (L + 950/Q) | 10/10/2016 | 15.5% | — | 5,430,000 |
| Physio-Control International, Inc. 11811 Willows Road NE Redmond, WA 98073 | Healthcare Products | First lien(9) | 9.88%/S | 1/15/2019 | 8.1% | — | 7,700,000 |
| Pinnacle Holdco S.à r.l. / Pinnacle (US) Acquisition Co Limited** 87 Mary Street Walker House George Town, Grand Cayman, Cayman Islands | Software | Second lien | 10.50% (L + 925/Q) | 7/30/2020 | 11.0% | — | 30,450,000 |
| Plato, Inc. (Archipelago Learning, Inc.) 5600 West 83rd Street, 8200 Tower, Suite 300 Bloomington, MN 55437 | Education | Second lien | 11.25% (L + 975/Q) | 5/17/2019 | 12.4% | — | 28,567,000 |

| Name / Address of Portfolio Company | Industry | Type of Investment | Interest Rate(1) | Maturity Date | Yield to Maturity(2) | Percent of Class Held(4) | Fair Value |
|---|------------------------|---------------------------|-------------------------|----------------------|-----------------------------|---------------------------------|-------------------|
| PODS, Inc.(5) 5585 Rio Vista Drive Clearwater, FL 33760 | | | 21.00% | | | | |
| Storopod Holding Company, Inc. | Consumer Services | Subordinated | PIK/A* | 11/29/2017 | 23.6% | — | \$ 4,344,095 |
| Storopod Holding Company, Inc. | Consumer Services | Warrants | — | — | — | 10.1% | 155,906 |
| | | | | | | | <u>4,500,001</u> |
| Premier Dental Services, Inc. (Western) 530 S. Main Street, 6th Floor Orange, CA 92868 | Healthcare Services | First lien | 5.87% (L + 550/Q) | 7/1/2013 | 6.3% | — | 9,936,928 |
| Renaissance Learning, Inc. P.O.Box 8036 Wisconsin Rapids, WI 54495 | Education | Second lien | 12.00% (L + 1050/Q) | 10/19/2018 | 12.0% | — | 20,500,000 |
| Rocket Software, Inc. 77 Fourth Avenue Waltham, MA 02451 | Software | Second lien | 10.25% (L + 875/Q) | 2/8/2019 | 10.8% | — | 30,836,406 |
| Sabre Inc. 3150 Sabre Drive Southlake, TX 76092 | Software | First lien | 7.25% (L + 600/M) | 12/29/2017 | 7.3% | — | 14,128,338 |
| Six3 Systems, Inc. 11820 W. Market Place, Suites N-P Fulton, MD 20759 | Federal Services | First lien | 7.00% (L + 575/Q) | 10/4/2019 | 7.7% | — | 19,800,000 |
| SRA International, Inc. 4300 Fair Lakes Court Fairfax, VA 22033 | Federal Services | First lien | 6.50% (L + 525/Q) | 7/20/2018 | 6.9% | — | 4,288,031 |
| Stratus Technologies, Inc. 111 Powdermill Road Maynard, MA 01754 | Information Technology | First lien | 12.00%/S | 3/29/2015 | 16.1% | — | 6,230,840 |
| | Information Technology | Ordinary shares | — | — | — | 0.3% | 37,265 |
| | Information Technology | Preferred shares | — | — | — | 0.3% | 8,480 |
| | | | | | | | <u>6,276,585</u> |
| Supervalu Inc.** East View Innovation Center, 7075 Flying Cloud Drive Eden Prairie, MN 55344 | Retail | First lien | 8.00% (L + 675/M) | 8/30/2018 | 8.2% | — | 12,060,709 |
| Transplace Texas, L.P. 3010 Gaylord Parkway, Suite 200 Frisco, TX 75034 | Logistics | Second lien | 11.00% (L + 900/Q) | 4/12/2017 | 12.2% | — | 19,500,000 |
| Unitek Global Services, Inc. Gwynedd Hall, 1777 Sentry Parkway West, Suite 302 Blue Bell, PA 19422 | Business Services | First lien | 9.00% (L + 750/Q) | 4/15/2018 | 9.8% | — | 19,379,875 |
| | Business Services | First lien | 9.00% (L + 750/Q) | 4/15/2018 | 9.8% | — | 4,894,156 |
| | Business Services | First lien | 9.00% (L + 750/Q) | 4/15/2018 | 9.8% | — | 5,887,744 |
| | | | | | | | <u>30,161,775</u> |
| Van Wagner Communications, LLC 800 Third Avenue, 28th Floor New York, NY 10022 | Media | First lien | 8.25% (L + 700/M) | 8/3/2018 | 8.2% | — | 12,230,004 |
| Vertafore, Inc. 11724 NE 195th Street Bothell, WA 98011 | Software | Second lien | 9.75% (L + 825/Q) | 10/29/2017 | 10.0% | — | 10,050,000 |
| Vision Solutions, Inc. 17911 Von Karman, Suite 500 Irvine, CA 92614 | Software | Second lien | 9.50% (L + 800/M) | 7/23/2017 | 9.8% | — | 12,030,000 |

| Name / Address of Portfolio Company | Industry | Type of Investment | Interest Rate(1) | Maturity Date | Yield to Maturity(2) | Percent of Class Held(4) | Fair Value |
|--|-------------------|--------------------|-------------------------------|---------------|----------------------|--------------------------|-----------------------------|
| Volume Services America, Inc. (Centerplate) 2187 Atlantic Street Stamford, CT 06902 | Consumer Services | First lien | 10.50% (Base Rate + 850/Q)(3) | 9/16/2016 | 10.9% | — | \$ 14,737,500 |
| YP Holdings LLC(8) 2247 Northlake Parkway Tucker, GA 30084 | | | | | | | |
| YP Intermediate Holdings Corp. / YP Intermediate Holdings II LLC | Media | Second lien | 15.00% (1200 + 300 PIK/M)* | 5/18/2017 | 15.6% | — | 10,516,010 |
| YP Equity Investors LLC | Media | Warrants | — | — | — | 5.0% | 3,537,307 |
| | | | | | | | <u>14,053,317</u> |
| Total Investments | | | | | | | <u>\$553,690,789</u> |

- (1) All interest is payable in cash unless otherwise indicated. A majority of the variable rate debt investments bear interest at a rate that may be determined by reference to LIBOR (L) or the Prime Rate (P) and which resets quarterly (Q), monthly (M), semi-annually (S) or annually (A). For each debt investment we have provided the current interest rate in effect as of September 30, 2012.
- (2) Assumes that the investments in our portfolio as of a certain date, the Portfolio Date, are purchased at fair value on that date and held until their respective maturities with no prepayments or losses and are exited at par at maturity. Also assumes that unfunded revolving remain undrawn. Interest income is assumed to be received quarterly for all debt securities. For floating rate debt securities, the interest rate is calculated by adding the spread to the projected three-month LIBOR at each respective quarter, which is determined based on the forward three-month LIBOR curve per Bloomberg as of the Portfolio Date. This calculation excludes the impact of existing leverage.
- (3) The base rate and spread is a blended interest rate. The base rate is determined by reference to both LIBOR and Prime Rate.
- (4) Percent of class held is presented only for equity positions.
- (5) The Operating Company directly or indirectly, through its subsidiary NMF SLF, holds investments in two related entities of PODS, Inc. The Operating Company directly holds warrants in Storapod Holding Company, Inc. ("Storapod") and has a credit investment in Storapod through Storapod WCF II Limited ("Storapod WCF II"). Storapod WCF II is a special purpose entity used to enter into a Shari'ah-compliant financing arrangement with Storapod. Additionally, NMF SLF has a credit investment in PODS Funding Corp. II ("PODS II"). PODS, Inc. is a wholly-owned subsidiary of PODS Holding, Inc., which in turn is a majority-owned subsidiary of Storapod. PODS II is a special purpose entity used to enter into a Shari'ah-compliant financing arrangement with PODS, Inc. and its subsidiary, PODS Enterprises, Inc.
- (6) Investment is on non-accrual status.
- (7) The Operating Company holds investments in two related entities of NEWAsurion Corporation. The Operating Company has credit investments in Asurion, LLC and Lonestar Intermediate Super Holdings, LLC. Asurion, LLC is a wholly-owned subsidiary of Lonestar Intermediate Holdings, LLC, which in turn is a wholly-owned subsidiary of Lonestar Intermediate Super Holdings, LLC.
- (8) The Operating Company holds investments in two related entities of YP Holdings LLC. NMF Holdings directly holds warrants to purchase a 4.96% membership interest of YP Equity Investors, LLC (which at closing represented an indirect 1.0% equity interest in YP Holdings LLC) and holds an investment in the Term Loan B loans issued by YP Intermediate Holdings Corp. and YP Intermediate Holdings II LLC (together "YP Intermediate"), a subsidiary of YP Holdings LLC.
- (9) Securities are exempt from registration under Rule 144A of the Securities Act of 1933. These securities are considered liquid and may be resold in transactions exempt from registration to qualified institutional buyers. At September 30, 2012, the aggregate market value of these securities amounted to \$11,459,500 or 2.20% of members' capital.
- * All or a portion of interest contains payments-in-kind ("PIK").
- ** Indicates assets that the Operating Company deems to be "non-qualifying assets" under Section 55(a) of the Investment Company Act of 1940, as amended. Qualifying assets must represent at least 70.00% of the Operating Company's total assets at the time of acquisition of any additional non-qualifying assets.

Set forth below is a brief description of each portfolio company in which we have made an investment that represents greater than 5.0% of the Operating Company's total assets as of September 30, 2012.

Pinnacle Holdco S.à r.l./Pinnacle (US) Acquisition Co Limited

Pinnacle Holdco S.à r.l./Pinnacle (US) Acquisition Co Limited ("Pinnacle") provides exploration and production enterprise software solutions for exploring and developing fields. It offers subsurface modeling and analysis solutions; and rock and fluid interpretation and modeling technology for various disciplinary workflows. The company's software solutions and workflows include seismic imaging, velocity analysis, structural interpretation, stratigraphic delineation, formation evaluation, reservoir modeling, pore pressure prediction, and well planning and drilling. In addition, it offers strategic consulting and training services.

Pinnacle is generally regarded as the leading technology provider to the exploration and production industry. Pinnacle primarily competes with Schlumberger and Halliburton, vertically integrated oilfield service providers that offer well-site activity-based services. Unlike its competitors, Pinnacle does not develop, manufacture, or sell oilfield or drilling equipment, making the Company a trusted, un-conflicted provider of exploration and production software. Pinnacle has the dominant market share in many market subsegments, including depth imaging and petrophysics.

NMF SLF PORTFOLIO COMPANIES

The following table sets forth certain information as of September 30, 2012, for each portfolio company in which NMF SLF had a debt investment. We do not "control" nor are we an "affiliate" of any of NMF SLF's portfolio companies, each as defined in the 1940 Act. In general, under the 1940 Act, we would "control" a portfolio company if we owned more than 25.0% of its voting securities and would be an "affiliate" of a portfolio company if we owned five percent or more of its voting securities.

| <u>Name / Address of Portfolio Company</u> | <u>Industry</u> | <u>Type of Investment</u> | <u>Interest Rate(1)</u> | <u>Maturity Date</u> | <u>Yield to Maturity(2)</u> | <u>Percent of Class Held(4)</u> | <u>Fair Value</u> |
|--|----------------------|---------------------------|------------------------------|----------------------|-----------------------------|---------------------------------|-------------------|
| Aspen Dental Management, Inc 281 Sanders Creek Parkway East Syracuse, NY 13057 | Healthcare Services | First lien | 7.00% (L + 550/Q) | 10/6/2016 | 7.3% | — | \$ 12,870,244 |
| Consona Holdings, Inc. 450 East 96th Street, Suite 300 Indianapolis, IN 46240 | Software | First lien | 7.25% (L + 600/M) | 8/6/2018 | 7.8% | — | 8,415,000 |
| Education Management LLC** 210 Sixth Avenue, 33rd Floor Pittsburgh, PA 15222 | Education | First lien | 8.25% (L + 700/Q) | 3/30/2018 | 11.6% | — | 4,499,205 |
| eResearchTechnology, Inc. 1818 Market Street, Suite 1000 Philadelphia, PA 19103 | Healthcare Services | First lien | 8.00% (L + 650/Q) | 5/2/2018 | 8.5% | — | 19,837,500 |
| Global Knowledge Training LLC 9000 Regency Parkway, Suite 400 Cary, NC 27518 | Education | First lien | 6.50% (Base Rate + 499/Q)(3) | 4/21/2017 | 7.1% | — | 4,734,699 |
| Immucor, Inc. 3130 Gateway Drive Northwest Norcross, GA 30071 | Healthcare Services | First lien | 5.75% (L + 450/Q) | 8/19/2018 | 5.7% | — | 5,024,345 |
| Ipreo Holdings LLC 1359 Broadway, 2nd Floor New York, NY 10018 | Information Services | First lien | 8.00% (L + 650/M) | 8/7/2017 | 8.2% | — | 18,562,500 |
| Landslide Holdings, Inc. (Crimson Acquisition Corp.) 698 West 10000 South, Suite 500 South Jordan, Utah 84095 | Software | First lien | 7.00% (L + 575/Q) | 6/19/2018 | 7.2% | — | 14,886,192 |
| Magic Newco, LLC** One Kingdom Street Paddington London, W2 6BL United Kingdom | Software | First lien | 7.25% (L + 600/Q) | 12/12/2018 | 7.5% | — | 15,089,070 |
| Mailsouth, Inc. 5901 Highway 52 East Helena, AL 35080 | Media | First lien | 6.75% (Base Rate + 500/Q)(3) | 12/14/2016 | 7.4% | — | 10,997,185 |
| Meritas Schools Holdings, LLC 630 Dundee Road, Suite 400 Northbrook, IL 60062 | Education | First lien | 7.50% (L + 600/Q) | 7/29/2017 | 7.7% | — | 8,390,000 |
| Novell, Inc. (fka Attachmate Corporation, NetIQ Corporation) 1500 Dexter Ave N. Seattle, WA 98109 | Software | First lien | 7.25% (L + 575/Q) | 11/22/2017 | 7.2% | — | 7,923,594 |
| OpenLink International, Inc. 1502 RXR Plaza, West Tower — 15th Floor Uniondale, NY 11556 | Software | First lien | 7.75% (L + 625/Q) | 10/30/2017 | 7.8% | — | 14,980,547 |

| <u>Name / Address of Portfolio Company</u> | <u>Industry</u> | <u>Type of Investment</u> | <u>Interest Rate(1)</u> | <u>Maturity Date</u> | <u>Yield to Maturity(2)</u> | <u>Percent of Class Held(4)</u> | <u>Fair Value</u> |
|--|-----------------------------------|---------------------------|------------------------------|----------------------|-----------------------------|---------------------------------|----------------------|
| Permian Tank & Manufacturing, Inc. 2701 West Interstate 20 Odessa, TX 79766 | Energy | First lien | 9.00% (L + 725/M) | 3/15/2017 | 9.3% | — | \$ 10,657,658 |
| Pinnacle Holdco S.à r.l. / Pinnacle (US) Acquisition Co Limited** 87 Mary Street Walker House George Town, Grand Cayman, Cayman Islands | Software | First lien | 6.50% (L + 525/Q) | 7/30/2019 | 7.0% | — | 14,962,500 |
| Plato, Inc. (Archipelago Learning, Inc.) 5600 West 83rd Street, 8200 Tower, Suite 300 Bloomington, MN 55437 | Education | First lien | 7.50% (L + 600/Q) | 5/17/2018 | 7.7% | — | 11,894,438 |
| PODS, Inc.(5) 5585 Rio Vista Drive Clearwater, FL 33760 PODS Funding Corp. II | Consumer Services | First lien | 8.50% (L + 700/Q) | 11/29/2016 | 8.9% | — | 12,442,393 |
| Research Pharmaceutical Services, Inc. 520 Virginia Drive Fort Washington, PA 19034 | Healthcare Services | First lien | 6.76% (Base Rate + 524/M)(3) | 2/18/2017 | 9.9% | — | 6,496,875 |
| Smile Brands Group Inc. 8105 Irvine Center Drive, Suite 1500 Irvine, CA 92618 | Healthcare Services | First lien | 7.00% (L + 525/Q) | 12/21/2017 | 7.1% | — | 17,464,367 |
| Sotera Defense Solutions, Inc. (Global Defense Technology & Systems, Inc.) 2121 Cooperative Way Herndon, VA 20171 | Federal Services | First lien | 7.00% (L + 550/Q) | 4/21/2017 | 7.5% | — | 16,619,694 |
| SRA International, Inc. 4300 Fair Lakes Court Fairfax, VA 22033 | Federal Services | First lien | 6.50% (L + 525/Q) | 7/20/2018 | 6.9% | — | 20,308,602 |
| Surgery Center Holdings, Inc. 333 West Wacker Drive, Suite 1010 Chicago, IL 60606 | Healthcare Services | First lien | 6.50% (L + 500/Q) | 2/6/2017 | 6.7% | — | 6,851,250 |
| Tekelec Global, Inc. 5200 Paramount Parkway Morrisville, NC 27560 | Software | First lien | 9.00% (L + 750/Q) | 1/29/2018 | 9.3% | — | 2,300,000 |
| TravelCLICK, Inc. (fka TravelCLICK Acquisition Co.) 300 North Martingale, Suite 500 Schaumburg, IL 60173 | Information Services | First lien | 6.50% (L + 500/M) | 3/16/2016 | 6.8% | — | 11,258,581 |
| Triple Point Technology, Inc. 301 Riverside Avenue Westport, CT 06880 | Software | First lien | 8.00% (L + 650/Q) | 10/27/2017 | 8.2% | — | 14,427,228 |
| Virtual Radiologic Corporation 11995 Singletree Lane, Suite 500 Eden Prairie, MN 55344 | Healthcare Information Technology | First lien | 7.75% (P + 450/Q) | 12/22/2016 | 11.2% | — | 13,299,722 |
| Total Investments | | | | | | | \$305,193,389 |

(1) All interest is payable in cash unless otherwise indicated. A majority of the variable rate debt investments bear interest at a rate that may be determined by reference to LIBOR (L) or the Prime Rate (P) and which resets quarterly (Q), monthly (M), or semi-annually (S). For each debt investment we have provided the current interest rate in effect as of September 30, 2012.

- (2) Assumes that the investments in our portfolio as of a certain date, the Portfolio Date, are purchased at fair value on that date and held until their respective maturities with no prepayments or losses and are exited at par at maturity. Also assumes that unfunded revolvers remain undrawn. Interest income is assumed to be received quarterly for all debt securities. For floating rate debt securities, the interest rate is calculated by adding the spread to the projected three-month LIBOR at each respective quarter, which is determined based on the forward three-month LIBOR curve per Bloomberg as of the Portfolio Date. This calculation excludes the impact of existing leverage.
 - (3) The base rate and spread is a blended interest rate. The base rate is determined by reference to both LIBOR and Prime Rate.
 - (4) Percent of class held is presented only for equity positions.
 - (5) The Operating Company directly or indirectly, through its subsidiary NMF SLF, holds investments in two related entities of PODS, Inc. The Operating Company directly holds warrants in Storapod Holding Company, Inc. ("Storapod") and has a credit investment in Storapod through Storapod WCF II Limited ("Storapod WCF II"). Storapod WCF II is a special purpose entity used to enter into a Shari'ah-compliant financing arrangement with Storapod. Additionally, NMF SLF has a credit investment in PODS Funding Corp. II ("PODS II"). PODS, Inc. is a wholly-owned subsidiary of PODS Holding, Inc., which in turn is a majority-owned subsidiary of Storapod. PODS II is a special purpose entity used to enter into a Shari'ah-compliant financing arrangement with PODS, Inc. and its subsidiary, PODS Enterprises, Inc.
- ** Indicates assets that the Operating Company deems to be "non-qualifying assets" under Section 55(a) of the Investment Company Act of 1940, as amended. Qualifying assets must represent at least 70.00% of the Operating Company's total assets at the time of acquisition of any additional non-qualifying assets.

MANAGEMENT

The business and affairs of each of the New Mountain Finance Entities are managed under the direction of their respective boards of directors, which are currently comprised of the same individuals. The New Mountain Finance Entities' boards of directors appoint their officers, who serve at the discretion of the boards of directors. The boards of directors of the New Mountain Finance Entities each have an audit committee, a nominating and corporate governance committee and a valuation committee and may establish additional committees from time to time as necessary. The board of directors of NMFC also has a compensation committee.

The members of the board of directors of the Operating Company are elected by the members of the Operating Company voting on a pass through basis. As a result, the partners in Guardian AIV and NMFC's stockholders will elect the Operating Company's board of directors. The responsibilities of the Operating Company's board of directors include, among other things, the oversight of its investment activities, the quarterly valuation of its assets and oversight of the Operating Company's financing arrangements. Under the Amended and Restated Limited Liability Company Agreement of the Operating Company, it is required to endeavor to nominate the same slate of director nominees for election by its members as NMFC. However, there can be no assurances that the board composition of the Operating Company will remain the same as NMFC's.

Board of Directors and Executive Officers

The New Mountain Finance Entities' boards of directors consist of seven members, four of whom are classified under applicable NYSE listing standards as "independent" directors and under Section 2(a)(19) of the 1940 Act as non-interested persons. Pursuant to each of the New Mountain Finance Entities' governing documents, the New Mountain Finance Entities' directors are divided into three classes. Each class of directors will hold office for a three-year term. However, the initial members of the three classes have initial terms of one, two and three years, respectively. At each annual meeting of the New Mountain Finance Entities' stockholders/unit holders, the successors to the class of directors whose terms expire at such meeting will be elected to hold office for a term expiring at the annual meeting of stockholders/unit holders held in the third year following the year of their election. Each director will hold office for the term to which he or she is elected and until his or her successor is duly elected and qualifies. New Mountain Finance Entities' governing documents also give their boards of directors sole authority to appoint directors to fill vacancies that are created either through an increase in the number of directors or due to the resignation, removal or death of any director.

Directors

Information regarding the New Mountain Finance Entities' boards of directors is set forth below. The directors have been divided into two groups — independent directors and interested directors. Interested directors are "interested persons" of the New Mountain Finance Entities as defined in Section 2(a)(19) of the 1940 Act. The address for each director is c/o New Mountain Finance Corporation, 787 Seventh Avenue, 48th Floor, New York, New York 10019.

| <u>Name</u> | <u>Age</u> | <u>Position</u> | <u>Director Since</u> | <u>Expiration of Term</u> |
|------------------------------|------------|-----------------|-----------------------|---------------------------|
| <i>Independent Directors</i> | | | | |
| David Ogens | 58 | Director | 2010 | 2015 |
| Alfred F. Hurley, Jr. | 58 | Director | 2010 | 2013 |
| Kurt J. Wolfgruber | 62 | Director | 2010 | 2014 |
| David R. Malpass | 56 | Director | 2012 | 2014 |

| <u>Name</u> | <u>Age</u> | <u>Position</u> | <u>Director Since</u> | <u>Expiration of Term</u> |
|-----------------------------|------------|---|-----------------------|---------------------------|
| <i>Interested Directors</i> | | | | |
| Steven B. Klinsky | 56 | Chairman of the Board of Directors | 2010 | 2014 |
| Robert A. Hamwee | 42 | Chief Executive Officer and Director | 2010 | 2013 |
| Adam B. Weinstein | 33 | Executive Vice President and Chief Administrative Officer | 2012 | 2015 |

Executive Officers Who Are Not Directors

Information regarding the New Mountain Finance Entities' executive officers who are not directors is set forth below.

| <u>Name</u> | <u>Age</u> | <u>Position</u> |
|---------------|------------|--|
| Paula Bosco | 39 | Chief Compliance Officer and Corporate Secretary |
| David Cordova | 31 | Chief Financial Officer and Treasurer |
| John R. Kline | 37 | Executive Vice President and Chief Operating Officer |

The address for each executive officer is c/o New Mountain Finance Corporation, 787 Seventh Avenue, 48th Floor, New York, New York 10019.

Biographical Information

Directors

Each of the New Mountain Finance Entities' directors has demonstrated high character and integrity, superior credentials and recognition in his respective field and the relevant expertise and experience upon which to be able to offer advice and guidance to the New Mountain Finance Entities' management. Each of New Mountain Finance's directors also has sufficient time available to devote to the affairs of the New Mountain Finance Entities, is able to work with the other members of the board of directors and contribute to the New Mountain Finance Entities success and can represent the long-term interests of the New Mountain Finance Entities' stockholders/unit holders as a whole. The New Mountain Finance Entities have selected their current directors to provide a range of backgrounds and experience to its board of directors. Set forth below is biographical information for each director, including a discussion of the director's particular experience, qualifications, attributes or skills that led the New Mountain Finance Entities to conclude, as of the date of this document, that the individual should serve as a director, in light of the New Mountain Finance Entities business and structure.

Independent Directors

David Ogens has been a director of NMFC and the Operating Company since November 2010 and a director of AIV Holdings since March 2011. Mr. Ogens has served as the President and a Director of Med Inc. since 2011, a company that provides complex rehabilitation services to patients with serious muscular/neuro diseases. Previously, Mr. Ogens served as Senior Managing Director and Head of Investment Banking at Leerink Swann LLC, a specialized healthcare investment bank focused on emerging growth healthcare companies, from 2005 to 2009. Prior to serving at Leerink Swann LLC, Mr. Ogens was Chairman and Co-Founder of SCS Financial Services, LLC, a private wealth management firm. Before co-founding SCS Financial Services, LLC in 2002, Mr. Ogens was a Managing Director in the Investment Banking Division of Goldman, Sachs & Co, where he served as a senior investment banker and a head of the High Technology Investment Banking Group. Mr. Ogens received his Bachelor of Arts ("B.A." or "A.B.") and Master of Business Administration ("M.B.A.") from the University of Virginia.

Mr. Ogens brings his experience in wealth management and investment banking, including experience with debt issuances, as well as industry-specific expertise in the healthcare industry to the New Mountain Finance Entities' boards of directors. This background positions Mr. Ogens well to serve as a director of the New Mountain Finance Entities.

Kurt J. Wolfgruber has been a director of NMFC and the Operating Company since November 2010 and a director of AIV Holdings since March 2011, and is currently a private investor. Mr. Wolfgruber served as President of OppenheimerFunds, Inc., an investment management company, from March 2007 until his departure in May of 2009, during which time he was responsible for OppenheimerFunds, Inc.'s Retail and Wealth Management business units. During such period, Mr. Wolfgruber also served as Chief Investment Officer, overseeing the direction of OppenheimerFunds, Inc.'s investment organization and directing the underlying investment process. Mr. Wolfgruber joined OppenheimerFunds, Inc. in April 2000 as Senior Investment Officer and Director of Domestic Equities, in which position he was responsible for the investment process of the assets managed by OppenheimerFunds, Inc.'s Domestic Equity Portfolio teams. In 2003, Mr. Wolfgruber was named Executive Vice President and Chief Investment Officer of OppenheimerFunds, Inc. with oversight responsibilities for all investment functions including equity and fixed income research and portfolio management, trading and risk management. Prior to joining OppenheimerFunds, Inc., Mr. Wolfgruber spent 26 years at JPMorgan Investment Management in various research, portfolio management and management leadership roles. Mr. Wolfgruber received his B.A. in Economics from Ithaca College and his M.B.A. from the University of Virginia. He is also a Chartered Financial Analyst.

Mr. Wolfgruber brings experience in portfolio management and his abilities as a chartered financial analyst to the board of directors of the New Mountain Finance Entities. This background positions Mr. Wolfgruber well to serve as a director of the New Mountain Finance Entities.

Alfred F. Hurley, Jr. has been a director of NMFC and the Operating Company since November 2010 and a director of AIV Holdings since March 2011. He was a Vice Chairman of Emigrant Bank and Emigrant Bancorp (collectively, the "Bank") from 2007 and 2009, respectively, to December 2012 and is now a consultant to the Bank. His responsibilities at the Bank include advising the Bank's CEO on acquisitions and divestitures, asset/liability management, and new products. In addition, he was the Chairman of the Bank's Credit and Risk Management Committee and the Bank's acting Chief Risk Officer until January 2012. Before joining the Bank, Mr. Hurley was the Chief Executive Officer of M. Safra & Co., a private money management firm, from 2004 to 2007. Prior to joining M. Safra & Co., Mr. Hurley worked at Merrill Lynch ("ML") from 1976 to 2004. His most recent management positions included serving as Senior Vice President of ML & Co. and Head of Global Private Equity Investing, Managing Director and Head of Japan Investment Banking and Capital Markets, Managing Director and Co-Head of the Global Manufacturing and Services Group, and Managing Director and Head of the Global Automotive Aerospace and Transportation Group. As part of the management duties described above, he was a member of the Corporate and Institutional Client Group ("CICG") Executive Committee which had global responsibility for the firm's equity, debt, investment banking and private equity businesses, a member of the Japan CICG Executive Committee, and a member of the Global Investment Banking Management and Operating Group Committees. Mr. Hurley graduated from Princeton University with an A.B. in History, cum laude.

Mr. Hurley brings his experience in risk management as well as his experience in the banking and money management industries to the board of directors of the New Mountain Finance Entities. This background positions Mr. Hurley well to serve as a director of the New Mountain Finance Entities.

David R. Malpass has been a director of the New Mountain Finance Entities since July 2012. He is currently president of Encima Global, an economic research and consulting firm serving institutional investors and corporate clients. His work provides insight and analysis on global economic and political trends, with investment research spanning equities, fixed income, commodities and currencies. Before founding Encima Global, LLC in 2008, Mr. Malpass served as Bear Stearns' chief economist and Senior Managing Director from 1993 to 2008. Between February 1984 and January 1993, Mr. Malpass held economic appointments during the Reagan and Bush Administrations. He was Deputy Assistant Treasury Secretary for Developing Nations, a Deputy Assistant Secretary of State, Republican Staff Director of Congress's Joint Economic Committee, and Senior Analyst for Taxes and Trade at the Senate Budget Committee. From 1977 to 1983, Mr. Malpass worked in Portland, Oregon as a Certified Public Accountant with Arthur Andersen's systems consulting group, the Controller at Consolidated Supply Co., and a contract administrator at Esco Corporation, a steel foundry. Mr. Malpass also authors the Current Events column in Forbes magazine, and his opinion pieces appear regularly in the Wall Street Journal. He sits on the board of the Economic Club of New York. Mr. Malpass received a bachelor's degree in physics from Colorado College and a M.B.A. from the University of Denver. In addition to this, he studied international economics at Georgetown University's School of Foreign Service.

Mr. Malpass brings his experience in global economics and research to the board of directors of the New Mountain Finance Entities. This background positions Mr. Malpass well to serve as a director of the New Mountain Finance Entities.

Interested Directors

Steven B. Klinsky has served as Chairman of the board of directors of NMFC since July 2010, Chairman of the board of directors of the Operating Company since September 2010 and Chairman of the board of directors of AIV Holdings since May 2011. Mr. Klinsky is the Founder and a Managing Director of New Mountain Capital and has served as New Mountain Capital's Chief Executive Officer since its inception in 1999. Prior to 1999, Mr. Klinsky served as a General Partner and an Associate Partner with Forstmann Little & Co. and co-founded Goldman, Sachs & Co.'s Leveraged Buyout Group. He currently serves on the board of directors of Gary Klinsky Children Centers, Private Equity Growth Capital Council, Victory Education Partners, SNL Financial LC, Avantor Performance Materials Holdings, Inc., IRI Group Holdings, Inc., RedPrairie Holding, Inc., Deltek, Inc., Inmar, Inc., and Overland Solutions, Inc., and during the five years prior to the date of this document has served on the board of directors of Oakleaf Global Holdings, Inc., Connexions, Inc., Apptis, Inc., MailSouth, Inc. and National Medical Health Card Systems, Inc. Mr. Klinsky received his B.A. in Economics and Political Philosophy from the University of Michigan. He received his M.B.A. from Harvard Business School and his J.D. from Harvard Law School.

From his experience as an executive or director of public and private companies of financial advisory and private equity companies, Mr. Klinsky brings broad financial advisory and investment management expertise to the boards of directors. Mr. Klinsky's intimate knowledge of the business and operations of the New Mountain Finance Entities, as a Managing Director and Founder and Chief Executive Officer of New Mountain Capital and his experience as a board member or chairman of other publicly-held companies, positions him well to serve as a chairman of the New Mountain Finance Entities' boards of directors.

Robert A. Hamwee has served as NMFC's Chief Executive Officer since July 2010 and President since March 2011, the Operating Company's Chief Executive Officer since September 2010 and President since March 2011, and AIV Holdings' Chief Executive Officer and President since May 2011. Mr. Hamwee serves on the boards of directors of the New Mountain Finance Entities. Mr. Hamwee has served as a Managing Director of New Mountain Capital since 2008. Prior to joining New Mountain Capital, Mr. Hamwee served as President of GSC Group, a leading

institutional investment manager of alternative assets, where he had day-to-day responsibility for managing GSC's control distressed debt funds from 1999 to 2008. Prior to 1999, Mr. Hamwee held various positions at Greenwich Street Capital Partners, the predecessor to GSC Group, and with The Blackstone Group. Mr. Hamwee has chaired numerous Creditor Committees and Bank Steering Groups, and was formerly a director of a number of public and private companies, including Envirosource, Purina Mills, and Viasystems. Mr. Hamwee received his Bachelor of Business Administration ("B.B.A.") in Finance and Accounting from the University of Michigan.

Mr. Hamwee's depth of experience in managerial operational positions in investment management and financial services and as a member of other corporate boards of directors, as well as his intimate knowledge of the business and operations of the New Mountain Finance Entities, provides the boards of directors valuable industry- and company-specific knowledge and expertise.

Adam B. Weinstein currently serves on the boards of directors of each of the New Mountain Finance Entities and has done so since July 2012. Mr. Weinstein has served as an Executive Vice President and Chief Administrative Officer of the New Mountain Finance Entities since January 2013 and previously served as Chief Financial Officer and Treasurer of the New Mountain Finance Entities from July 2010. Mr. Weinstein serves as a Managing Director and Co-Chief Financial Officer of New Mountain Capital overall and has been in various roles since joining in 2005. Prior to joining New Mountain Capital in 2005, Mr. Weinstein was a Manager at Deloitte & Touche, LLP and worked in that firm's merger and acquisition and private equity investor services areas. Mr. Weinstein sits on a number of boards of directors for professional and non-profit organizations. Mr. Weinstein received his B.S. from Binghamton University, is a member of the AICPA and is a New York State Certified Public Accountant.

Mr. Weinstein brings his industry-specific expertise and background in accounting to the board of directors of the New Mountain Finance Entities. This background positions Mr. Weinstein well to serve as a director of the New Mountain Finance Entities.

Executive Officers Who Are Not Directors

Paula Bosco has served as Chief Compliance Officer and Corporate Secretary of NMFC since July 2010, of the Operating Company since September 2010 and of AIV Holdings since May 2011. Ms. Bosco serves as a Managing Director and Chief Compliance Officer of New Mountain Capital and has been in various roles since joining in 2009. Prior to joining New Mountain Capital in 2009, Ms. Bosco served as the Chief Compliance Officer for the advisory division of Lehman Brothers Inc. from 2007 to 2009. From 2005 to 2007, Ms. Bosco served as Senior Vice President and Assistant Director of International & Investment Advisory Services Compliance at Citigroup Global Markets, Inc. Prior to that, Ms. Bosco held a number of senior legal and regulatory compliance positions with investment banks and financial regulators, as well as with a large New York City law firm. Ms. Bosco received her B.A. in Political Science from the State University of New York, her J.D. from the City University of New York School of Law and her M.B.A. in Finance/Investment Management from Pace University. She is admitted to practice law in the U.S. District Court, Eastern and Southern Districts of New York, and the U.S. Court of Appeals, Second Circuit.

David Cordova has served as Chief Financial Officer and Treasurer of the New Mountain Finance Entities since January 2013. Mr. Cordova joined the New Mountain Finance Entities as the BDC Finance Director in 2012. Prior to joining New Mountain Capital, he worked for Starwood Property Trust, Inc., an externally managed mortgage REIT of Starwood Capital Group, as Manager of Financial Reporting. Mr. Cordova was responsible for all SEC Reporting and assisted with investor relations, earnings forecasting, portfolio investment modeling and supplemental equity offerings. Before joining Starwood in 2010, Mr. Cordova worked in Ernst & Young's Audit and

Assurance practice from 2005 to 2010. Mr. Cordova is a Certificated Public Accountant licensed in the state of Virginia and received a B.A. in Accounting from James Madison University.

John R. Kline has served as an Executive Vice President and Chief Operating Officer of the New Mountain Finance Entities since January 2013. Mr. Kline also serves as a Managing Director of New Mountain Capital. Prior to joining New Mountain Capital in 2008, he worked at GSC Group from 2001 to 2008 as an investment analyst and trader for GSC Group's control distressed and corporate credit funds. From 1999 to 2001, Mr. Kline was with Goldman, Sachs & Co. where he worked in the Credit Risk Management and Advisory Group. Mr. Kline received an A.B. degree in History from Dartmouth College.

Board Leadership Structure

The New Mountain Finance Entities' boards of directors monitor and perform an oversight role with respect to the New Mountain Finance Entities' business and affairs, compliance with regulatory requirements and the services, expenses and performance of service providers to the New Mountain Finance Entities. Among other things, the New Mountain Finance Entities' boards of directors approve the appointment of the Administrator and officers, review and monitor the services and activities performed by the Administrator and officers and approve the engagement, and review the performance of, the New Mountain Finance Entities' independent public accounting firm.

Under the New Mountain Finance Entities' bylaws, the New Mountain Finance Entities' boards of directors may designate a chairman to preside over the meetings of the boards of directors and meetings of the stockholders/unit holders and to perform such other duties as may be assigned to him by the boards of directors. The New Mountain Finance Entities do not have a fixed policy as to whether the chairman of the boards should be an independent director and believe that they should maintain the flexibility to select the chairman and reorganize the leadership structure, from time to time, based on the criteria that is in the best interests of the New Mountain Finance Entities and their stockholders/unit holders at such times.

Mr. Klinsky currently serves as the chairman of the New Mountain Finance Entities' boards of directors. Mr. Klinsky is an "interested person" of the New Mountain Finance Entities as defined in Section 2(a)(19) of the 1940 Act because he is a Managing Director, Founder and Chief Executive Officer of New Mountain Capital, serves on the investment committee of the Investment Adviser and is the managing member of the sole member of the Investment Adviser. The New Mountain Finance Entities believe that Mr. Klinsky's history with New Mountain Capital, familiarity with our investment objectives and investment strategy, and extensive knowledge of the financial services industry and the investment valuation process in particular qualify him to serve as the chairman of the New Mountain Finance Entities' boards of directors. The New Mountain Finance Entities believe that, at present, they are best served through this leadership structure, as Mr. Klinsky's relationship with the Investment Adviser and New Mountain Capital, provides an effective bridge and encourages an open dialogue between the New Mountain Finance Entities' management and their boards of directors, ensuring that all groups act with a common purpose.

The New Mountain Finance Entities' boards of directors do not currently have a designated lead independent director. The New Mountain Finance Entities are aware of the potential conflicts that may arise when a non-independent director is chairman of the boards of directors, but believe these potential conflicts are offset by their strong corporate governance policies. The New Mountain Finance Entities' corporate governance policies include regular meetings of the independent directors in executive session without the presence of interested directors and management, the establishment of audit and nominating and corporate governance committees comprised solely of independent directors and the appointment of a chief compliance officer, with whom the independent directors meet regularly without the presence of interested directors and other

members of management, for administering the New Mountain Finance Entities' compliance policies and procedures.

The New Mountain Finance Entities recognize that different board leadership structures are appropriate for companies in different situations. The New Mountain Finance Entities intend to re-examine their corporate governance policies on an ongoing basis to ensure that they continue to meet their needs.

Boards of Directors' Role In Risk Oversight

The New Mountain Finance Entities' boards of directors perform their risk oversight function primarily through (1) their four standing committees which report to the boards of directors, each of which are comprised solely of independent directors and (2) active monitoring by the New Mountain Finance Entities' chief compliance officer and their compliance policies and procedures. In addition, the New Mountain Finance Entities' boards of directors rely on the risk oversight function of the Operating Company's board of directors.

The New Mountain Finance Entities' audit committees and nominating and corporate governance committees assist their boards of directors in fulfilling their risk oversight responsibilities. The audit committees' risk oversight responsibilities include overseeing the New Mountain Finance Entities' accounting and financial reporting processes, their systems of internal controls regarding finance and accounting, and audits of the New Mountain Finance Entities' financial statements, including the independence of the New Mountain Finance Entities' independent auditors. The nominating and corporate governance committees' risk oversight responsibilities include selecting, researching and nominating directors for election by the New Mountain Finance Entities' stockholders/unit holders, developing and recommending to the boards of directors a set of corporate governance principles and overseeing the evaluation of the boards of directors and the New Mountain Finance Entities' management. The valuation committees are responsible for making recommendations in accordance with the valuation policies and procedures adopted by the boards of directors of the New Mountain Finance Entities, reviewing valuations and any reports of independent valuation firms, confirming that valuations are made in accordance with the valuation policies of the boards of directors of the New Mountain Finance Entities and reporting any deficiencies or violations of such valuation policies to the boards of directors on at least a quarterly basis, and reviewing other matters that the boards of directors or the valuation committees deem appropriate.

The New Mountain Finance Entities' boards of directors perform their risk oversight responsibilities with the assistance of the chief compliance officer. The boards of directors quarterly review a written report from the chief compliance officer discussing the adequacy and effectiveness of the New Mountain Finance Entities' compliance policies and procedures and their service providers. The chief compliance officer's quarterly report addresses at a minimum:

- the operation of the New Mountain Finance Entities' compliance policies and procedures and their service providers since the last report;
- any material changes to these policies and procedures since the last report;
- any recommendations for material changes to these policies and procedures as a result of the chief compliance officer's quarterly review; and
- any compliance matter that has occurred since the date of the last report about which the boards of directors would reasonably need to know to oversee the New Mountain Finance Entities' compliance activities and risks.

In addition, the chief compliance officer meets separately in executive session with the independent directors at least once each year.

The New Mountain Finance Entities believe that their boards of directors' role in risk oversight is effective, and appropriate given the extensive regulation to which they are subject as BDCs. The New Mountain Finance Entities are required to comply with certain regulatory requirements that control the levels of risk in the New Mountain Finance Entities' business and operations. Since NMFC has no assets other than its ownership of common membership units of the Operating Company and has no material long-term liabilities, NMFC looks to the assets of the Operating Company for purposes of satisfying these requirements. For example, the Operating Company's ability to incur indebtedness is limited because its asset coverage must equal at least 200.0% immediately after it incurs indebtedness, the Operating Company generally has to invest at least 70.0% of its total assets in "qualifying assets" and is not generally permitted to invest in any portfolio company in which one of its affiliates currently has an investment.

The New Mountain Finance Entities recognize that different board of director roles in risk oversight are appropriate for companies in different situations. The New Mountain Finance Entities intend to re-examine the manners in which the boards of directors administer their oversight function on an ongoing basis to ensure that they continue to meet the New Mountain Finance Entities' needs.

Committees of the Boards of Directors

The New Mountain Finance Entities' boards of directors have each established an audit committee, a nominating and corporate governance committee, a compensation committee and a valuation committee. The members of each committee have been appointed by the boards of directors of the New Mountain Finance Entities and serve until their successor is elected and qualifies, unless they are removed or resign. During 2011, the boards of directors of the New Mountain Finance Entities held six board of directors meetings, three audit committee meetings, one nominating and corporate governance committee meeting, one compensation committee meeting and four valuation committee meetings. With the exception of Mr. Klinsky, who attended 66.7% of all meetings and 100.0% of all in-person meetings, all directors attended at least 75.0% of the aggregate number of meetings of the boards of directors and of the respective committees of each of the New Mountain Finance Entities on which they serve. We require each director to make a diligent effort to attend all board and committee meetings as well as each annual meeting of the New Mountain Finance Entities' stockholders/unit holders.

Audit Committees

The audit committees operate pursuant to charters approved by the New Mountain Finance Entities' boards of directors, copies of which are available on the New Mountain Finance Entities' website at <http://www.newmountainfinance.com>. The charters set forth the responsibilities of the audit committees. The audit committees are responsible for recommending the selection of, engagement of and discharge of the New Mountain Finance Entities' independent auditors, reviewing the plans, scope and results of the audit engagement with the independent auditors, approving professional services provided by the independent auditors (including compensation therefore), reviewing the independence of the independent auditors and reviewing the adequacy of the New Mountain Finance Entities internal controls over financial reporting. The members of the audit committees are Alfred F. Hurley, Jr., David R. Malpass, David Ogens and Kurt J. Wolfgruber, each of whom is not an interested person of the New Mountain Finance Entities for purposes of the 1940 Act and is independent for purposes of the NYSE's corporate governance listing standards. Kurt J. Wolfgruber serves as the chairman of the audit committees, and the New Mountain Finance Entities' boards of directors have determined that Alfred F. Hurley, Jr., David Ogens and Kurt J.

Wolfgruber are "audit committee financial experts" as that term is defined under Item 407 of Regulation S-K, as promulgated under the Exchange Act, and that each of them meets the current independence and experience requirements of Rule 10A-3 of the Exchange Act.

Nominating and Corporate Governance Committees

The nominating and corporate governance committees operate pursuant to charters approved by the New Mountain Finance Entities' boards of directors, copies of which are available on the New Mountain Finance Entities' website at <http://www.newmountainfinance.com>. The charters set forth the responsibilities of the nominating and corporate governance committees. The nominating and corporate governance committees are responsible for determining criteria for service on the board of directors, identifying, researching and nominating directors for election by the New Mountain Finance Entities' stockholders/unit holders, selecting nominees to fill vacancies on the New Mountain Finance Entities' boards of directors or committees of the boards of directors, developing and recommending to the boards of directors a set of corporate governance principles and overseeing the self-evaluation of the boards of directors and their committees and evaluation of the New Mountain Finance Entities' management. The nominating and corporate governance committees consider nominees properly recommended by the New Mountain Finance Entities' stockholders/unit holders. The members of the nominating and corporate governance committees are Alfred F. Hurley, Jr., David R. Malpass, David Ogens and Kurt J. Wolfgruber, each of whom is not an interested person of the New Mountain Finance Entities for purposes of the 1940 Act and is independent for purposes of the NYSE's corporate governance listing standards. Alfred F. Hurley, Jr. serves as the chairman of the nominating and corporate governance committees.

The nominating and corporate governance committees seek candidates who possess the background, skills and expertise to make a significant contribution to the boards of directors, the New Mountain Finance Entities and their stockholders/unit holders. In considering possible candidates for election as a director, the nominating and corporate governance committees take into account, in addition to such other factors as they deem relevant, the desirability of selecting directors who:

- are of high character and integrity;
- are accomplished in their respective fields, with superior credentials and recognition;
- have relevant expertise and experience upon which to be able to offer advice and guidance to management;
- have sufficient time available to devote to the affairs of the New Mountain Finance Entities;
- are able to work with the other members of the boards of directors and contribute to the success of the New Mountain Finance Entities;
- can represent the long-term interests of the New Mountain Finance Entities' stockholders/unit holders as a whole; and
- are selected such that the boards of directors represent a range of backgrounds and experience.

The nominating and corporate governance committees have not adopted formal policies with regard to the consideration of diversity in identifying director nominees. In determining whether to recommend a director nominee, the nominating and corporate governance committees consider and discuss diversity, among other factors, with a view toward the needs of the boards of directors as a whole. The nominating and corporate governance committees generally conceptualize diversity expansively to include, without limitation, concepts such as race, gender, national origin, differences of viewpoint, professional experience, education, skill and other qualities that contribute to the

boards of directors, when identifying and recommending director nominees. The nominating and corporate governance committees believe that the inclusion of diversity as one of many factors considered in selecting director nominees is consistent with the nominating and corporate governance committees' goal of creating boards of directors that best serve the needs of the New Mountain Finance Entities and the interest of their stockholders/unit holders.

Compensation Committee

The compensation committee of New Mountain Finance operates pursuant to a charter approved by its board of directors, a copy of which is available on the New Mountain Finance Entities' website at <http://www.newmountainfinance.com>. The Operating Company does not have a compensation committee. The charter sets forth the responsibilities of the compensation committee. The compensation committee is responsible for periodically reviewing director compensation and recommending any appropriate changes to the boards of directors. In addition, although the New Mountain Finance Entities do not directly compensate their executive officers currently, to the extent that it does so in the future, the compensation committee would also be responsible for reviewing and evaluating their compensation and making recommendations to the boards of directors regarding their compensation. Lastly, the compensation committee would produce a report on the New Mountain Finance Entities' executive compensation practices and policies for inclusion in our proxy statement if required by applicable proxy rules and regulations and, if applicable, make recommendations to the board of directors on the New Mountain Finance Entities' executive compensation practices and policies. The compensation committees have the authority to engage compensation consultants and to delegate their duties and responsibilities to a member or to a subcommittee of the compensation committees. The compensation committee of NMFC is composed of Alfred F. Hurley, Jr., David R. Malpass, David Ogens and Kurt J. Wolfgruber, each of whom is not an interested person of the New Mountain Finance Entities for purposes of the 1940 Act and is independent for purposes of the NYSE's corporate governance listing standards. Alfred F. Hurley, Jr. serves as chairman of the compensation committee.

Valuation Committees

The valuation committees operate pursuant to charters approved by the New Mountain Finance Entities' boards of directors, copies of which are available on the New Mountain Finance Entities' website at <http://www.newmountainfinance.com>. The charters set forth the responsibilities of the valuation committees. The valuation committees are responsible for making recommendations in accordance with the valuation policies and procedures adopted by the boards of directors of the New Mountain Finance Entities, reviewing valuations and any reports of independent valuation firms, confirming that valuations are made in accordance with the valuation policies of the boards of directors of the New Mountain Finance Entities and reporting any deficiencies or violations of such valuation policies to the boards of directors on at least a quarterly basis, and reviewing other matters that the boards of directors or the valuation committees deem appropriate. The valuation committees are composed of Alfred F. Hurley, Jr., David R. Malpass, David Ogens and Kurt J. Wolfgruber, each of whom is not an interested person of the New Mountain Finance Entities for purposes of the 1940 Act and is independent for purposes of the NYSE's corporate governance listing standards. David Ogens serves as chairman of the valuation committees.

Compensation of Directors

The following table sets forth the compensation of the New Mountain Finance Entities' directors for the year ended December 31, 2011.

| Name | Fees Paid in Cash(1) | All Other Compensation(2) | Total |
|------------------------------|-------------------------|------------------------------|--------------|
| Interested Directors | | | |
| Steven B. Klinsky | — | — | — |
| Robert A. Hamwee | — | — | — |
| Adam B. Collins(3) | — | — | — |
| Independent Directors | | | |
| David Ogens | \$ 83,555.55 | — | \$ 83,555.55 |
| Alfred F. Hurley, Jr. | \$ 80,052.77 | — | \$ 80,052.77 |
| Kurt J. Wolfgruber | \$ 85,995.82 | — | \$ 85,995.82 |
| Daniel Hèbert(3) | \$ 61,977.77 | — | \$ 61,977.77 |

- (1) For a discussion of the independent directors' compensation, see below.
- (2) We do not maintain a stock or option plan, non-equity incentive plan or pension plan for our directors
- (3) Messrs. Collins and Hèbert resigned from the boards of directors as of March 7, 2012. Their decision to resign was not due to any dispute or disagreement with the New Mountain Finance Entities.

The independent directors of the New Mountain Finance Entities receive an annual retainer fee of \$75,000 and further receive a fee of \$2,500 for each regularly scheduled board of directors meeting and a fee of \$1,000 for each special board of directors meeting as well as reimbursement of reasonable and documented out-of-pocket expenses incurred in connection with attending each board of directors meeting. In addition, the chairman of the audit committees receive an annual retainer of \$7,500, while the chairman of the valuation committees, the chairman of the compensation committees and the chairman of the nominating and corporate governance committees receive annual retainers of \$5,000, \$1,000 and \$1,000, respectively. All fees payable to the New Mountain Finance Entities' directors are paid by the Operating Company. No compensation is paid to directors who are interested persons of the New Mountain Finance Entities as defined in the 1940 Act.

Compensation of Executive Officers

None of the New Mountain Finance Entities' executive officers receive direct compensation from the New Mountain Finance Entities. The compensation of the principals and other investment professionals of the Investment Adviser is paid by the Investment Adviser. Compensation paid to the New Mountain Finance Entities' chief financial officer and chief compliance officer is set by the Administrator and is subject to reimbursement by the Operating Company of the allocable portion of such compensation for services rendered to the New Mountain Finance Entities.

Indemnification Agreements

NMFC and the Operating Company have entered into indemnification agreements with their respective directors. The indemnification agreements are intended to provide the directors the maximum indemnification permitted under Delaware law and the 1940 Act. Each indemnification agreement provides that NMFC or the Operating Company, as applicable, shall indemnify the director who is a party to the agreement, or an Indemnitee, including the advancement of legal expenses, if, by reason of his corporate status, the Indemnitee is, or is threatened to be, made a party to or a witness in any threatened, pending, or completed proceeding, to the maximum extent permitted by Delaware law and the 1940 Act. Any amounts owing by NMFC to any Indemnitee pursuant to the indemnification agreements will be payable by the Operating Company.

PORTFOLIO MANAGEMENT

The management of the Operating Company's investment portfolio is the responsibility of the Investment Adviser and the Investment Committee, which currently consists of Steven B. Klinsky, Robert A. Hamwee, Adam Collins, Douglas Londal and Alok Singh. We consider Mr. Hamwee to be our portfolio manager. The Investment Committee is responsible for approving all of the Operating Company's investment purchases above \$5.0 million. The Investment Committee also monitors investments in the Operating Company's portfolio and approves all asset dispositions above \$5.0 million. Purchases and dispositions below \$5.0 million may be approved by the Operating Company's Chief Executive Officer. These approval thresholds are subject to change over time.

Investment Personnel

As of September 30, 2012, the Investment Adviser was supported by over 90 New Mountain Capital staff members, including 62 investment professionals. These individuals, in addition to the Investment Committee, are primarily responsible for the day-to-day management of our portfolio. The Investment Adviser may retain additional investment professionals, based upon its needs.

Below are the biographies for selected senior investment professionals of the Investment Adviser, whose biographies are not included elsewhere in this prospectus. For more information regarding the business experience of Messrs. Klinsky and Hamwee, see "Management — Biographical Information — Directors — Interested Directors".

Adam J. Collins serves on the Investment Adviser's investment committee and serves as Chief Financial Officer and a Managing Director of New Mountain Capital. Prior to joining New Mountain Capital in 2001, Mr. Collins worked at Goldman, Sachs & Co. from 1996 to 2000 in the controllers group and in 2001 in the Real Estate Principal Investment area. Prior to 1996, Mr. Collins worked at KPMG from 1994 to 1996. Mr. Collins received his B.S. in Accounting from Babson College.

Douglas F. Londal serves on the Investment Adviser's investment committee and serves as a Managing Director of New Mountain Capital. Prior to joining New Mountain Capital in 2004, Mr. Londal held various positions within Goldman, Sachs & Co. from 1991 to 2004, including serving as a Managing Director in the Principal Investment Area and as a member of the Mergers & Acquisitions Department. While in the Principal Investment Area, Mr. Londal held various positions including co-head of Merchant Banking in the Americas and co-head of the Mezzanine investing effort in the Americas. Mr. Londal serves on the board of directors of Inmar, Inc., NuSil Technology LLC and Valet Waste Holdings, Inc. Mr. Londal received his B.A. in Economics from the University of Michigan. He received his M.B.A. from the University of Chicago Graduate School of Business.

Alok Singh serves on the Investment Adviser's investment committee and serves as a Managing Director of New Mountain Capital. Prior to joining New Mountain Capital in 2002, Mr. Singh served as a Partner and Managing Director of Bankers Trust. He also established and led the Corporate Financial Advisory Group for the Americas for Barclays Capital. Mr. Singh is non-executive Chairman of RedPrairie Holding, Inc. and Overland Solutions, Inc., lead director of Camber Corporation, Deltek, Inc., Ikaria Holdings, Inc., and Stroz Friedberg LLC and serves on the Boards of Directors of Apptis, Inc., EverBank Financial Corp., Validus Holdings, Ltd., and Avantor Performance Materials, Inc. Mr. Singh received both his B.A. in Economics and History and his M.B.A. in Finance from New York University.

James W. Stone III has served as a Director of New Mountain Capital since 2011. Prior to joining New Mountain Capital, he worked for The Blackstone Group as a Managing Director of GSO Capital Partners. At Blackstone, Mr. Stone was responsible for originating, evaluating, executing and monitoring various senior secured and mezzanine debt investments across a variety of industries.

Before joining Blackstone in 2002, Mr. Stone worked as a Vice President in Lehman Brothers' Communications and Media Group and as a Vice President in UBS Warburg's Leveraged Finance Department. Prior to that, Mr. Stone worked at Nomura Securities International, Inc. with the team that later founded Blackstone's corporate debt investment unit. Mr. Stone received a B.S. in Mathematics and Physics from The University of the South and an M.B.A. with concentrations in finance and accounting from The University of Chicago's Graduate School of Business.

The table below shows the dollar range of shares of NMFC's common stock beneficially owned by our portfolio manager.

| <u>Name of Portfolio Manager</u> | <u>Dollar Range of Equity Securities of NMFC(1)(2)</u> |
|----------------------------------|--|
| Robert A. Hamwee | over \$1,000,000 |

- (1) The dollar range of equity securities beneficially owned in NMFC is based on the closing price for NMFC's common stock of \$15.08 on February 27, 2013 on the NYSE. Beneficial ownership has been determined in accordance with Rule 16a-1(a)(2) of the Exchange Act.
- (2) The dollar range of equity securities beneficially owned are: none, \$1 – \$10,000, \$10,001 – \$50,000, \$50,001 – \$100,000, \$100,001 – \$500,000, \$500,001 – \$1,000,000 or over \$1,000,000.

Mr. Hamwee is not primarily responsible for the day-to-day management of any other portfolio other than the portfolio of the Operating Company. Mr. Hamwee is a Managing Director of New Mountain Capital, which as of September 30, 2012 had approximately \$9.0 billion (including the Operating Company) of assets under management (which includes amounts committed, not all of which have been drawn down and invested to date) used to calculate New Mountain Capital's management fees related to such funds. See "Risk Factors — Risks Relating to Our Business — The Investment Adviser has significant potential conflicts of interest with NMFC and the Operating Company and, consequently, your interests as stockholders which could adversely impact our investment returns".

Compensation

None of the Investment Adviser's investment professionals are employed by any of the New Mountain Finance Entities or will receive any direct compensation from any of the New Mountain Finance Entities in connection with the management of the Operating Company's portfolio. Mr. Klinsky, through his financial interest in the Investment Adviser, is entitled to a portion of any profits earned by the Investment Adviser, which includes any fees payable to the Investment Adviser under the terms of the Investment Management Agreement, less expenses incurred by the Investment Adviser in performing its services under the Investment Management Agreement.

INVESTMENT MANAGEMENT AGREEMENT

The New Mountain Finance Entities are closed-end, non-diversified management investment companies that have elected to be treated as BDCs under the 1940 Act. NMFC is a holding company with no direct operations of its own, and its only business and sole asset is its ownership of units of the Operating Company. As a result, NMFC does not pay any external investment advisory or management fees. However, the Operating Company is externally managed by the Investment Adviser and pays the Investment Adviser a fee for its services. The following summarizes the arrangements between the Operating Company and the Investment Adviser pursuant to the Investment Management Agreement.

Overview of the Investment Adviser

Management Services

The Investment Adviser is registered as an Investment Adviser under the Investment Advisers Act of 1940 (the "Advisers Act"). The Investment Adviser serves pursuant to the Investment Management Agreement in accordance with the 1940 Act. Subject to the overall supervision of the Operating Company's board of directors, the Investment Adviser manages the Operating Company's day-to-day operations and provides it with investment advisory and management services. Under the terms of the Investment Management Agreement, the Investment Adviser:

- determines the composition of the Operating Company's portfolio, the nature and timing of the changes to its portfolio and the manner of implementing such changes;
- determines the securities and other assets that the Operating Company will purchase, retain or sell;
- identifies, evaluates and negotiates the structure of the Operating Company's investments that the Operating Company makes;
- executes, monitors and services the investments the Operating Company makes;
- performs due diligence on prospective portfolio companies;
- votes, exercises consents and exercises all other rights appertaining to such securities and other assets on behalf of the Operating Company; and
- provides the Operating Company with such other investment advisory, research and related services as the Operating Company may, from time to time, reasonably require.

The Investment Adviser's services under the Investment Management Agreement are not exclusive, and the Investment Adviser (so long as its services to the Operating Company are not impaired) and/or other entities affiliated with New Mountain Capital are permitted to furnish similar services to other entities.

Management Fees

Pursuant to the Investment Management Agreement, the Operating Company has agreed to pay the Investment Adviser a fee for investment advisory and management services consisting of two components — a base management fee and an incentive fee. The cost of both the base management fee payable to the Investment Adviser and any incentive fees paid in cash to the Investment Adviser are borne by the Operating Company's members, including NMFC and, as a result, are indirectly borne by NMFC's common stockholders.

Base Management Fees

The base management fee is calculated at an annual rate of 1.75% of the Operating Company's gross assets less (i) the borrowings under the SLF Credit Facility and (ii) cash and cash equivalents. The base management fee is payable quarterly in arrears, and is calculated based on the average value of the Operating Company's gross assets, borrowings under the SLF Credit Facility, and cash and cash equivalents at the end of each of the two most recently completed calendar quarters, and appropriately adjusted on a pro rata basis for any equity capital raises or repurchases during the current calendar quarter.

Incentive Fees

The incentive fee consists of two parts. The first part is calculated and payable quarterly in arrears and equals 20.0% of the Operating Company's "Pre-Incentive Fee Adjusted Net Investment Income" for the immediately preceding quarter, subject to a "preferred return", or "hurdle", and a "catch-up" feature. "Pre-Incentive Fee Net Investment Income" means interest income, dividend income and any other income (including any other fees (other than fees for providing managerial assistance), such as commitment, origination, structuring, diligence and consulting fees or other fees that the Operating Company receives from portfolio companies) accrued during the calendar quarter, minus the Operating Company's operating expenses for the quarter (including the base management fee, expenses payable under the Administration Agreement, as amended and restated, with the Administrator, and any interest expense and distributions paid on any issued and outstanding preferred membership units (of which there are none as of September 30, 2012), but excluding the incentive fee). Pre-Incentive Fee Net Investment Income includes, in the case of investments with a deferred interest feature (such as original issue discount, debt instruments with PIK interest and zero coupon securities), accrued income that the Operating Company has not yet received in cash. Pre-Incentive Fee Net Investment Income does not include any realized capital gains, realized capital losses or unrealized capital appreciation or depreciation.

Under GAAP, NMFC's IPO did not step-up the cost basis of the Operating Company's existing investments to fair market value at the IPO date. Since the total value of the Operating Company's investments at the time of the IPO was greater than the investments' cost basis, a larger amount of amortization of purchase or original issue discount, as well as different amounts in realized gain and unrealized appreciation, may be recognized under GAAP in each period than if the step-up had occurred. This will remain until such predecessor investments are sold or mature in the future. The Operating Company tracks the transferred (or fair market) value of each of its investments as of the time of the IPO and, for purposes of the incentive fee calculation, adjusts Pre-Incentive Fee Net Investment Income to reflect the amortization of purchase or original issue discount on the Operating Company's investments as if each investment was purchased at the date of the IPO, or stepped up to fair market value. This is defined as "Pre-Incentive Fee Adjusted Net Investment Income". The Operating Company also uses the transferred (or fair market) value of each of its investments as of the time of the IPO to adjust capital gains ("Adjusted Realized Capital Gains") or losses ("Adjusted Realized Capital Losses") and unrealized capital appreciation ("Adjusted Unrealized Capital Appreciation") and unrealized capital depreciation ("Adjusted Unrealized Capital Depreciation").

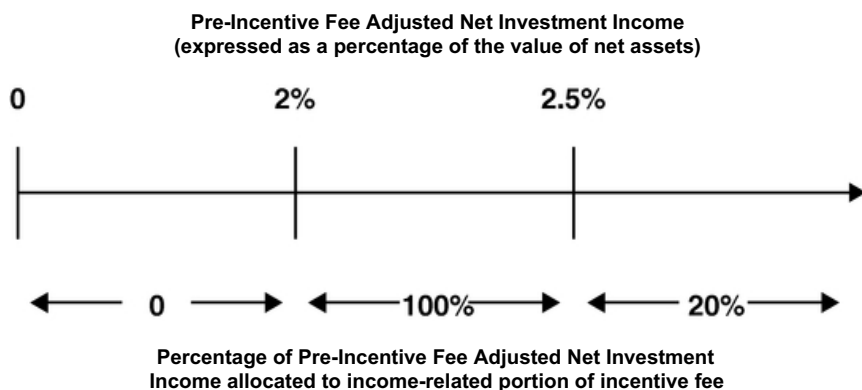
Pre-Incentive Fee Adjusted Net Investment Income, expressed as a rate of return on the value of the Operating Company's net assets at the end of the immediately preceding calendar quarter, will be compared to a "hurdle rate" of 2.0% per quarter (8.0% annualized), subject to a "catch-up" provision measured as of the end of each calendar quarter. The hurdle rate is appropriately

pro-rated for any partial periods. The calculation of the Operating Company's incentive fee with respect to the Pre-Incentive Fee Adjusted Net Investment Income for each quarter is as follows:

- No incentive fee is payable to the Investment Adviser in any calendar quarter in which the Operating Company's Pre-Incentive Fee Adjusted Net Investment Income does not exceed the hurdle rate of 2.0% (the "preferred return" or "hurdle").
- 100.0% of the Operating Company's Pre-Incentive Fee Adjusted Net Investment Income with respect to that portion of such Pre-Incentive Fee Adjusted Net Investment Income, if any, that exceeds the hurdle rate but is less than or equal to 2.5% in any calendar quarter (10.0% annualized) is payable to the Investment Adviser. This portion of the Operating Company's Pre-Incentive Fee Adjusted Net Investment Income (which exceeds the hurdle rate but is less than or equal to 2.5%) is referred to as the "catch-up". The catch-up provision is intended to provide the Investment Adviser with an incentive fee of 20.0% on all of the Operating Company's Pre-Incentive Fee Adjusted Net Investment Income as if a hurdle rate did not apply when the Operating Company's Pre-Incentive Fee Adjusted Net Investment Income exceeds 2.5% in any calendar quarter.
- 20.0% of the amount of the Operating Company's Pre-Incentive Fee Adjusted Net Investment Income, if any, that exceeds 2.5% in any calendar quarter (10.0% annualized) is payable to the Investment Adviser once the hurdle is reached and the catch-up is achieved.

The following is a graphical representation of the calculation of the income-related portion of the incentive fee:

Quarterly Incentive Fee Based on "Pre-Incentive Fee Adjusted Net Investment Income"



These calculations will be appropriately prorated for any period of less than three months and adjusted for any equity capital raises or repurchases during the current calendar quarter.

The second part will be determined and payable in arrears as of the end of each calendar year (or upon termination of the Investment Management Agreement) and will equal 20.0% of the Operating Company's Adjusted Realized Capital Gains, if any, on a cumulative basis from inception through the end of each calendar year, computed net of all Adjusted Realized Capital Losses and Adjusted Unrealized Capital Depreciation on a cumulative basis, less the aggregate amount of any previously paid capital gain incentive fee.

In accordance with GAAP, the Operating Company accrues a hypothetical capital gains incentive fee based upon the cumulative net Adjusted Realized Capital Gains and Adjusted Realized Capital Losses and the cumulative net Adjusted Unrealized Capital Appreciation and Adjusted Unrealized Capital Depreciation on investments held at the end of each period. Actual amounts paid to the Investment Adviser are consistent with the Investment Management Agreement and are based only on actual Adjusted Realized Capital Gains computed net of all Adjusted Realized Capital Losses and Adjusted Unrealized Capital Depreciation on a cumulative basis from inception through the end of each calendar year as if the entire portfolio was sold at fair value.

Example 1: Income Related Portion of Incentive Fee for Each Calendar Quarter*:

Alternative 1

Assumptions

Investment income (including interest, dividends, fees, etc.) = 1.25%

Hurdle rate(1) = 2.00%

Management fee(2) = 0.44%

Other expenses (legal, accounting, safekeeping agent, transfer agent, etc.)(3) = 0.20%

Pre-Incentive Fee Adjusted Net Investment Income
(investment income - (management fee + other expenses)) = 0.61%

Pre-Incentive Fee Adjusted Net Investment Income does not exceed the hurdle rate, therefore there is no income-related incentive fee.

Alternative 2

Assumptions

Investment income (including interest, dividends, fees, etc.) = 2.90%

Hurdle rate(1) = 2.00%

Management fee(2) = 0.44%

Other expenses (legal, accounting, safekeeping agent, transfer agent, etc.)(3) = 0.20%

Pre-Incentive Fee Adjusted Net Investment Income
(investment income - (management fee + other expenses)) = 2.26%

Incentive fee = 100.00% × Pre-Incentive Fee Adjusted Net Investment Income (subject to "catch-up")(4)

= 100.00% × (2.26% - 2.00%)
= 0.26%

* The hypothetical amount of pre-incentive fee net investment income shown is based on a percentage of total net assets and assumes, for the Operating Company's investments held prior to the IPO, interest income has been adjusted to reflect the amortization of purchase or original issue discount as if each investment was purchased at the date of the IPO, or stepped up to fair market value.

(1) Represents 8.00% annualized hurdle rate.

(2) Assumes 1.75% annualized base management fee.

(3) Excludes organizational and offering expenses.

(4) The "catch-up" provision is intended to provide the Investment Adviser with an incentive fee of 20.00% on all Pre-Incentive Fee Adjusted Net Investment Income as if a hurdle rate did not apply when the Operating Company's net investment income exceeds 2.50% in any calendar quarter.

Pre-Incentive Fee Adjusted Net Investment Income exceeds the hurdle rate, but does not fully satisfy the "catch-up" provision, therefore the income related portion of the incentive fee is 0.26%.

Alternative 3

Assumptions

Investment income (including interest, dividends, fees, etc.) = 3.50%
Hurdle rate(1) = 2.00%
Management fee(2) = 0.44%
Other expenses (legal, accounting, safekeeping agent, transfer agent, etc.)(3) = 0.20%

Pre-Incentive Fee Adjusted Net Investment Income
(investment income - (management fee + other expenses)) = 2.86%

Incentive fee = 100.00% × Pre-Incentive Fee Adjusted Net Investment Income (subject to "catch-up")(4)

Incentive fee = 100.00% × "catch-up" + (20.00% × (Pre-Incentive Fee Adjusted Net Investment Income - 2.50%))

Catch-up = 2.50% - 2.00%
= 0.50%

Incentive fee = (100.00% × 0.50%) + (20.00% × (2.86% - 2.50%))
= 0.50% + (20.00% × 0.36%)
= 0.50% + 0.07%
= 0.57%

Pre-Incentive Fee Adjusted Net Investment Income exceeds the hurdle rate, and fully satisfies the "catch-up" provision, therefore the income related portion of the incentive fee is 0.57%.

Example 2: Capital Gains Portion of Incentive Fee*:

Alternative 1

Assumptions

Year 1: \$20.0 million investment made in Company A ("Investment A"), and \$30.0 million investment made in Company B ("Investment B")

Year 2: Investment A sold for \$50.0 million and fair market value ("FMV") of Investment B determined to be \$32.0 million

Year 3: FMV of Investment B determined to be \$25.0 million

Year 4: Investment B sold for \$31.0 million

The capital gains portion of the incentive fee would be:

Year 1: None

Year 2: Capital gains incentive fee of \$6.0 million — (\$30.0 million realized capital gains on sale of Investment A multiplied by 20.0%)

* The hypothetical amounts of returns shown are based on a percentage of the Operating Company's total net assets and assume no leverage. There is no guarantee that positive returns will be realized and actual returns may vary from those shown in this example. The capital gains incentive fees are calculated on an "adjusted" basis for the Operating Company's investments held prior to the IPO and assumes those investments have been adjusted to reflect the amortization of purchase or original issue discount as if each investment was purchased at the date of the IPO, or stepped up to fair market value.

Year 3: None — \$5.0 million (20.0% multiplied by (\$30.0 million cumulative capital gains less \$5.0 million cumulative capital depreciation)) less \$6.0 million (previous capital gains fee paid in Year 2)

Year 4: Capital gains incentive fee of \$0.2 million — \$6.2 million (\$31.0 million cumulative realized capital gains multiplied by 20.0%) less \$6.0 million (capital gains incentive fee taken in Year 2)

Alternative 2

Assumptions

Year 1: \$20.0 million investment made in Company A ("Investment A"), \$30.0 million investment made in Company B ("Investment B") and \$25.0 million investment made in Company C ("Investment C")

Year 2: Investment A sold for \$50.0 million, FMV of Investment B determined to be \$25.0 million and FMV of Investment C determined to be \$25.0 million

Year 3: FMV of Investment B determined to be \$27.0 million and Investment C sold for \$30.0 million

Year 4: FMV of Investment B determined to be \$35.0 million

Year 5: Investment B sold for \$20.0 million

The capital gains incentive fee, if any, would be:

Year 1: None

Year 2: \$5.0 million capital gains incentive fee — 20.0% multiplied by \$25.0 million (\$30.0 million realized capital gains on Investment A less \$5.0 million unrealized capital depreciation on Investment B)

Year 3: \$1.4 million capital gains incentive fee — \$6.4 million (20.0% multiplied by \$32.0 million (\$35.0 million cumulative realized capital gains less \$3.0 million unrealized capital depreciation)) less \$5.0 million capital gains incentive fee received in Year 2

Year 4: \$0.6 million capital gains incentive fee — \$7.0 million (20.0% multiplied by \$35.0 million cumulative realized capital gains) less cumulative \$6.4 million capital gains incentive fee received in Year 2 and Year 3

Year 5: None — \$5.0 million (20.0% multiplied by \$25.0 million (cumulative realized capital gains of \$35.0 million less realized capital losses of \$10.0 million)) less \$7.0 million cumulative capital gains incentive fee paid in Year 2, Year 3 and Year 4(1)

Payment of Expenses

The Operating Company's primary operating expenses are the payment of a base management fee and any incentive fees under the Investment Management Agreement and the allocable portion of overhead and other expenses incurred by the Administrator in performing its obligations to the New Mountain Finance Entities under the Administration Agreement. The Operating Company bears all other expenses of the New Mountain Finance Entities' operations and transactions, including (without limitation) fees and expenses relating to:

- organizational and offering expenses;
- the investigation and monitoring of the Operating Company's investments;

(1) As noted above, it is possible that the cumulative aggregate capital gains fee received by the Investment Adviser (\$7.0 million) is effectively greater than \$5.0 million (20.0% of cumulative aggregate realized capital gains less net realized capital losses or net unrealized depreciation (\$25.0 million)).

- the cost of calculating net asset value;
- interest payable on debt, if any, to finance its investments;
- the cost of effecting sales and repurchases of shares of NMFC's common stock and other securities;
- management and incentive fees payable pursuant to the Investment Management Agreement;
- fees payable to third parties relating to, or associated with, making investments and valuing investments (including third-party valuation firms);
- transfer agent and custodial fees;
- fees and expenses associated with marketing efforts (including attendance at investment conferences and similar events);
- federal and state registration fees;
- any exchange listing fees;
- federal, state, local and foreign taxes;
- independent directors' fees and expenses;
- brokerage commissions;
- costs of proxy statements, stockholders' reports and notices;
- costs of preparing government filings, including periodic and current reports with the SEC;
- fees and expenses associated with independent audits and outside legal costs;
- costs associated with reporting and compliance obligations under the 1940 Act and applicable federal and state securities laws;
- fidelity bond, liability insurance and other insurance premiums; and
- printing, mailing and all other direct expenses incurred by either the Investment Adviser or the New Mountain Finance Entities in connection with administering our business, including payments under the Administration Agreement that is based upon the Company's allocable portion of overhead and other expenses incurred by the Administrator in performing its obligations to the New Mountain Finance Entities under the Administration Agreement, including the allocable portion of the compensation of the New Mountain Finance Entities' chief financial officer and chief compliance officer and their respective staffs.

Duration and Termination

The Investment Management Agreement was approved by the Operating Company's board of directors, including a majority of the directors who are not interested persons, on March 10, 2011 and by a majority of the partners of Guardian AIV and New Mountain Guardian Partners, L.P. through a written consent first solicited on November 8, 2010. Unless earlier terminated as described below, the Investment Management Agreement will remain in effect for a period of two years from its effective date and will remain in effect from year-to-year thereafter if approved annually by the Operating Company's board of directors or by the affirmative vote of the holders of a majority of the Operating Company's outstanding voting securities, voting on a pass through basis, and the majority of the Operating Company's directors who are not interested persons. The Investment Management Agreement will automatically terminate in the event of its assignment. The Investment Management Agreement may be terminated by either party without penalty upon 60 days' written notice to the other. Any termination by the Operating Company must be authorized either by its board of directors or by vote of its members, voting on a pass through basis.

At an in-person meeting held on February 23, 2012, the Operating Company's board of directors unanimously approved an amended and restated investment advisory and management

agreement between the Operating Company and the Investment Adviser (the "New Advisory Agreement"). In accordance with the 1940 Act, the New Advisory Agreement was submitted for approval by the stockholders/unit holders of each of the New Mountain Finance Entities at the 2012 joint annual meeting of the New Mountain Finance Entities, which was held on May 8, 2012. The New Advisory Agreement became effective and replaced the current Investment Management Agreement, immediately upon receipt of the necessary stockholder/unit holder approval. The current Investment Management Agreement did not include certain clarifying language that was included in the New Mountain Finance Entities' IPO registration statement disclosure, however, the clarifying language included in the New Advisory Agreement is consistent with the disclosure in the New Mountain Finance Entities' IPO registration statement.

Indemnification

The Investment Management Agreement provides that, absent willful misfeasance, bad faith or gross negligence in the performance of their respective duties or by reason of the reckless disregard of their respective duties and obligations, the Investment Adviser and its officers, managers, agents, employees, controlling persons, members (or their owners) and any other person or entity affiliated with it, are entitled to indemnification from the Operating Company for any damages, liabilities, costs and expenses (including reasonable attorneys' fees and amounts reasonably paid in settlement) arising from the rendering of the Investment Adviser's services under the Investment Management Agreement or otherwise as the Investment Adviser.

Organization of the Investment Adviser

The Investment Adviser is a Delaware limited liability company. The principal address of the Investment Adviser is 787 Seventh Avenue, 48th Floor, New York, New York 10019. The Investment Adviser is ultimately controlled by Steven B. Klinsky through Mr. Klinsky's interest in New Mountain Capital.

Board Approval of the Investment Management Agreement

A discussion regarding the basis for the Operating Company's board of directors' approval of the Investment Management Agreement was included in the Operating Company's first annual joint proxy statement that was incorporated by reference in the Operating Company's annual report on Form 10-K for the period ending December 31, 2011.

ADMINISTRATION AGREEMENT

The New Mountain Finance Entities have entered into the Administration Agreement with the Administrator, under which the Administrator provides administrative services for the New Mountain Finance Entities, including arranging office facilities for the New Mountain Finance Entities and providing office equipment and clerical, bookkeeping and recordkeeping services at such facilities. Under the Administration Agreement, the Administrator also performs, or oversees the performance of, the New Mountain Finance Entities' required administrative services, which includes being responsible for the financial records which the New Mountain Finance Entities are required to maintain and preparing reports to New Mountain Finance's stockholders and reports filed with the SEC, which includes, but is not limited to, providing the services of the New Mountain Finance Entities' chief financial officer. In addition, the Administrator assists the New Mountain Finance Entities in determining and publishing their net asset values, overseeing the preparation and filing of tax returns and the printing and dissemination of reports to New Mountain Finance's stockholders, and generally overseeing the payment of the New Mountain Finance Entities' expenses and the performance of administrative and professional services rendered to the New Mountain Finance Entities by others. For providing these services, facilities and personnel, the Operating Company reimburses the Administrator the allocable portion of overhead and other expenses incurred by it in performing its obligations to the New Mountain Finance Entities under the Administration Agreement, including rent and each of the New Mountain Finance Entities' allocable portion of the costs of compensation and related expenses of the New Mountain Finance Entities' chief financial officer and chief compliance officer, and their respective staffs. The Administrator may also provide on the Operating Company's behalf managerial assistance to our portfolio companies. The Administration Agreement may be terminated by the New Mountain Finance Entities or the Administrator without penalty upon 60 days' written notice to the other party. Pursuant to the Administration Agreement, and further restricted by the Operating Company, expenses payable to the Administrator by the Operating Company as well as other direct and indirect expenses (excluding interest, other credit facility expenses, trading expenses and management and incentive fees) have been capped at \$3.5 million for the time period from April 1, 2012 to March 31, 2013.

The Administration Agreement provides that, absent willful misfeasance, bad faith or gross negligence in the performance of their respective duties or by reason of the reckless disregard of their respective duties and obligations, the Administrator and its officers, managers, agents, employees, controlling persons, members and any other person or entity affiliated with it are entitled to indemnification from the New Mountain Finance Entities for any damages, liabilities, costs and expenses (including reasonable attorneys' fees and amounts reasonably paid in settlement) arising from the rendering of services under the Administration Agreement or otherwise as administrator for the New Mountain Finance Entities. Any amounts owing by New Mountain Finance pursuant to this indemnification obligation will be payable by the Operating Company.

LICENSE AGREEMENT

The New Mountain Finance Entities, the Investment Adviser and the Administrator have entered into a royalty-free Trademark License Agreement, as amended, with New Mountain Capital, pursuant to which New Mountain Capital has agreed to grant the New Mountain Finance Entities, the Investment Adviser and the Administrator a non-exclusive, royalty-free license to use the name "New Mountain" and "New Mountain Finance". Under this Trademark License Agreement, as amended, subject to certain conditions, the New Mountain Finance Entities, the Investment Adviser and the Administrator have a right to use the "New Mountain" and the "New Mountain Finance" names for so long as the Investment Adviser or one of its affiliates remains the investment adviser of the Operating Company. Other than with respect to this limited license, the New Mountain Finance Entities, the Investment Adviser and the Administrator have no legal right to the "New Mountain" and the "New Mountain Finance" names.

CERTAIN RELATIONSHIPS AND RELATED TRANSACTIONS

Together, NMFC and AIV Holdings own all the outstanding units of the Operating Company. As of February 27, 2013, NMFC and AIV Holdings owned approximately 60.0% and 40.0%, respectively, of the units of the Operating Company.

The Operating Company has entered into an Investment Advisory and Management Agreement with the Investment Adviser. Pursuant to the Investment Advisory and Management Agreement, payments will be equal to (a) a base management fee of 1.75% of the value of the Operating Company's gross assets and (b) an incentive fee based on the Operating Company's performance. Steven B. Klinsky, through his financial interest in the Investment Adviser, is entitled to a portion of any profits earned by the Investment Adviser, which includes any fees payable to the Investment Adviser under the terms of the Investment Advisory and Management Agreement, less expenses incurred by the Investment Adviser in performing its services under the Investment Advisory and Management Agreement. In addition, the New Mountain Finance Entities' executive officers and directors, as well as the current or future members of the Investment Adviser, serve or may serve as officers, directors or principals of entities that operate in the same or a related line of business as the New Mountain Finance Entities do or of investment funds managed by the New Mountain Finance Entities' affiliates. Accordingly, they may have obligations to investors in those entities, the fulfillment of which might not be in the best interests of the Operating Company, NMFC or NMFC's stockholders.

Although the Operating Company is currently New Mountain Capital's only vehicle focused primarily on investing in first and second lien debt, unsecured notes and mezzanine securities, in the future, the principals of the Investment Adviser and/or New Mountain Capital employees that provide services pursuant to the Investment Advisory and Management Agreement may manage other funds which may from time to time have overlapping investment objectives with the Operating Company's and, accordingly, may invest in, whether principally or secondarily, asset classes similar to those targeted by the Operating Company. If this occurs, the Investment Adviser may face conflicts of interest in allocating investment opportunities to the Operating Company and such other funds. Although the investment professionals will endeavor to allocate investment opportunities in a fair and equitable manner, it is possible that the Operating Company may not be given the opportunity to participate in certain investments made by investment funds managed by the Investment Adviser or persons affiliated with the Investment Adviser or that certain of these investment funds may be favored over the Operating Company. When these investment professionals identify an investment, they will be forced to choose which investment fund should make the investment. Alternatively, depending on the availability of such investment and other appropriate factors, the Investment Adviser or its affiliates may determine that the Operating Company should invest side-by-side with one or more other funds. Any such investments will be made only to the extent permitted by applicable law and interpretive positions of the SEC and its staff, and consistent with the Investment Adviser's allocation procedures.

The New Mountain Finance Entities have entered into the Administration Agreement with the Administrator. The Administrator arranges office space for the New Mountain Finance Entities and provides office equipment and administrative services necessary to conduct their respective day-to-day operations pursuant to the Administration Agreement. The Operating Company reimburses the Administrator for the allocable portion of overhead and other expenses incurred by it in performing its obligations to the Mountain Finance Entities under the Administration Agreement, including rent, the fees and expenses associated with performing administrative, finance, and compliance functions, and the compensation of the New Mountain Finance Entities' chief financial officer and chief compliance officer and their respective staffs. Pursuant to the Administration Agreement, as amended and restated, and further restricted by the Operating Company, expenses payable to the Administrator by the Operating Company as well as other direct and indirect

expenses (excluding interest, other credit facility expenses, trading expenses and management and incentive fees) have been capped at \$3.5 million for the time period from April 1, 2012 to March 31, 2013.

The New Mountain Finance Entities, the Investment Adviser and the Administrator, have also entered into a Trademark License Agreement, as amended, with New Mountain Capital, pursuant to which New Mountain Capital has agreed to grant each of the New Mountain Finance Entities, the Investment Adviser and the Administrator, a non-exclusive, royalty-free license to use the New Mountain and the New Mountain Finance names. Under the Trademark License Agreement, as amended, subject to certain conditions, the New Mountain Finance Entities, the Investment Adviser and the Administrator, will have a right to use the New Mountain and the New Mountain Finance names, for so long as the Investment Adviser or one of its affiliates remains the investment adviser of the Operating Company. Other than with respect to this limited license, the New Mountain Finance Entities, the Investment Adviser and the Administrator, will have no legal right to the "New Mountain" and the "New Mountain" Finance names.

NMFC and AIV Holdings have entered into joinder agreements with respect to the Amended and Restated Limited Liability Company Agreement, as amended, of the Operating Company pursuant to which NMFC and AIV Holdings were admitted as members of the Operating Company. Concurrently with the closing of NMFC's initial public offering, NMFC sold 2,172,000 shares of its common stock to certain executives and employees of, and other individuals affiliated with, New Mountain Capital in a separate private placement at the initial public offering price per share.

AIV Holdings entered into a Registration Rights Agreement with NMFC, Steven B. Klinsky (the Chairman of our boards of directors), an entity related to Steven B. Klinsky and the Investment Adviser. Subject to several exceptions, AIV Holdings and the Investment Adviser have the right to require NMFC to register for public resale under the Securities Act of 1933, as amended, all registerable securities that are held by any of them and that they request to be registered. Registerable securities subject to the Registration Rights Agreement are shares of NMFC's common stock issued or issuable in exchange for units and any other shares of NMFC's common stock held by AIV Holdings, the Investment Adviser and any of their transferees. The rights under the Registration Rights Agreement can be conditionally exercised by AIV Holdings or the Investment Adviser, meaning that prior to the effectiveness of the registration statement related to the shares, AIV Holdings or the Investment Adviser can withdraw their request to have the shares registered. AIV Holdings and the Investment Adviser may each assign their rights to any person that acquires registerable securities subject to the Registration Rights Agreement and who agrees to be bound by the terms of the Registration Rights Agreement. Steven B. Klinsky (and a related entity) will have the right to "piggyback", or include his own registrable securities in such a registration.

Holders of registerable securities have "piggyback" registration rights, including AIV Holdings, which means that these holders may include their respective shares in any future registrations of NMFC's equity securities, whether or not that registration relates to a primary offering by NMFC or a secondary offering by or on behalf of any of NMFC's stockholders. AIV Holdings, the Investment Adviser and Steven B. Klinsky (and a related entity) have priority over NMFC in any registration that is an underwritten offering.

AIV Holdings, the Investment Adviser and Steven B. Klinsky (and a related entity) will be responsible for the expenses of any demand registration (including underwriters' discounts or commissions) and their pro-rata share of any "piggyback" registration. NMFC has agreed to indemnify AIV Holdings, the Investment Adviser and Steven B. Klinsky (and a related entity) with respect to liabilities resulting from untrue statements or omissions in any registration statement filed pursuant to the Registration Rights Agreement, other than untrue statements or omissions resulting from information furnished to NMFC by such parties. AIV Holdings, the Investment Adviser and

Steven B. Klinsky (and a related entity) have also agreed to indemnify NFMC with respect to liabilities resulting from untrue statements or omissions furnished by them to NMFC relating to them in any registration statement.

In the ordinary course of business, the Operating Company may enter into transactions with portfolio companies that may be considered related party transactions. In order to ensure that the Operating Company does not engage in any prohibited transactions with any persons affiliated with the Operating Company, the Operating Company has implemented certain policies and procedures whereby its executive officers screen each of its transactions for any possible affiliations between the proposed portfolio investment, the Operating Company, companies controlled by the Operating Company and its employees and directors. The Operating Company will not enter into any agreements unless and until it is satisfied that doing so will not raise concerns under the 1940 Act or, if such concerns exist, the Operating Company has taken appropriate actions to seek board review and approval or exemptive relief for such transaction. The Operating Company's board of directors reviews these procedures on a quarterly basis.

The New Mountain Finance Entities have each adopted a Code of Ethics which applies to, among others, their senior officers, including their respective chief executive officer and chief financial officer, as well as all of their officers, directors and employees. The New Mountain Finance Entities' Codes of Ethics require that all employees and directors avoid any conflict, or the appearance of a conflict, between an individual's personal interests and the New Mountain Finance Entities' interests. Pursuant to such Codes of Ethics, each employee and director must disclose any conflicts of interest, or actions or relationships that might give rise to a conflict, to the New Mountain Finance Entities' chief compliance officer.

CONTROL PERSONS AND PRINCIPAL STOCKHOLDERS

The following table sets forth information with respect to the beneficial ownership of NMFC's common stock and the units of the Operating Company by:

- each person known to the New Mountain Finance Entities to beneficially own 5.0% or more of the outstanding shares of NMFC's common stock or the membership units of the Operating Company;
- each of NMFC's directors and each executive officer individually; and
- all of NMFC's directors and executive officers as a group.

Beneficial ownership has been determined in accordance with Rule 13d-3 under the Securities Exchange Act of 1934, as amended (the "Exchange Act") and includes voting or investment power (including the power to dispose) with respect to the securities. Assumes no other purchases or sales of securities since the most recently available SEC filings. This assumption has been made under the rules and regulations of the SEC and does not reflect any knowledge that NMFC has with respect to the present intent of the beneficial owners of the securities listed in the table below.

Percentage of beneficial ownership below takes into account 24,356,414 shares of common stock of NMFC outstanding and 40,578,352 units of the Operating Company outstanding, in each case as of February 27, 2013. Unless otherwise indicated, the address for each listed holder is c/o New Mountain Finance Corporation, 787 Seventh Avenue, 48th Floor, New York, New York 10019.

| Name | Type of Ownership in NMFC(2) | NMFC Shares(1) | | Operating Company Units(1) | |
|--|------------------------------|----------------|------------|----------------------------|------------|
| | | Number | Percentage | Number | Percentage |
| Beneficial Owners of More than 5.0%: | | | | | |
| New Mountain Guardian AIV, L.P.(3) | Beneficial | 16,221,938 | 40.0% | 16,221,938 | 40.0% |
| New Mountain Investments III, L.L.C.(3) | Beneficial | 16,221,938 | 40.0% | 16,221,938 | 40.0% |
| New Mountain Finance AIV Holdings Corporation(3) | Beneficial | 16,221,938 | 40.0% | 16,221,938 | 40.0% |
| New Mountain Finance Corporation | N/A | — | * | 24,356,414 | 60.0% |
| Ameriprise Financial, Inc.(4) | Direct | 2,034,081 | 5.0% | 2,034,081 | 5.0% |
| Executive Officers: | | | | | |
| Paula A. Bosco | Direct | 10,482 | * | 10,482 | * |
| David M. Cordova | Direct | — | * | — | * |
| John R. Kline | Direct | 12,800 | * | 12,800 | * |
| Interested Directors: | | | | | |
| Steven B. Klinsky(3)(5) | Direct and Beneficial | 18,559,927 | 45.7% | 18,559,927 | 45.7% |
| Robert A. Hamwee | Direct | 102,750 | * | 102,750 | * |
| Adam B. Weinstein | Direct | 20,227 | * | 20,227 | * |

| Name | Type of Ownership in NMFC(2) | NMFC Shares(1) | | Operating Company Units(1) | |
|--|------------------------------|----------------|------------|----------------------------|------------|
| | | Number | Percentage | Number | Percentage |
| Independent Directors: | | | | | |
| Albert F. Hurley, Jr. | Direct | 15,056 | * | 15,056 | * |
| David R. Malpass | Direct | 62,411 | * | 62,411 | * |
| David Ogens | Direct | 12,391 | * | 12,391 | * |
| Kurt J. Wolfgruber | Direct | 16,817 | * | 16,817 | * |
| All executive officers and directors as a group (10 persons)(3) | Direct and Beneficial | 18,812,861 | 46.4% | 18,812,861 | 46.4% |

* Represents less than 1.0%.

- (1) All units of the Operating Company are held indirectly by the below-listed parties, other than units held by AIV Holdings and NMFC. Some or all of the units of the Operating Company, other than units held by NMFC, can be exchanged at any time and from time to time on a one-for-one basis into shares of NMFC.
- (2) Direct holders of NMFC's common stock have voting power on a pass-through basis over the same number of units of the Operating Company and, therefore, may be deemed to beneficially own such units of the Operating Company.
- (3) Guardian AIV is the sole stockholder of AIV Holdings. AIV Holdings has the right to exchange its units of the Operating Company for shares of NMFC's common stock on a one-for-one basis. If AIV Holdings chooses to exchange all of its units of the Operating Company, AIV Holdings would receive 16,221,938 shares of NMFC's common stock. The general partner of Guardian AIV is New Mountain Investments III, L.L.C., of which Steven B. Klinsky is the managing member. New Mountain Investments III, L.L.C., as the general partner of Guardian AIV, has voting power on a pass-through basis as to its portion of units of the Operating Company. In addition, because Guardian AIV owns all of the common stock of AIV Holdings, Guardian AIV may be deemed to beneficially own the units of the Operating Company held by AIV Holdings. Mr. Klinsky, as the managing member of New Mountain Investments III, L.L.C., has voting power and decision making power over the disposition of the holdings of Guardian AIV on a pass-through basis. Mr. Klinsky may be deemed to beneficially own the direct or indirect holdings of Guardian AIV. Mr. Klinsky and New Mountain Investments III, L.L.C. expressly disclaim beneficial ownership of the above shares of NMFC common stock and the above units of the Operating Company.
- (4) Such securities are held by certain investment vehicles controlled and/or managed by Ameriprise Financial, Inc. or its affiliates. The address for Ameriprise Financial, Inc. is 145 Ameriprise Financial Center, Minneapolis, Minnesota 55474.
- (5) Mr. Klinsky directly owns 1,594,673 shares of NMFC's common stock. The Steven B. Klinsky Trust directly owns 99,246 shares of NMFC's common stock. The Steven B. Klinsky Non-GST Exempt Trust holds 565,128 shares. New Mountain Guardian GP, L.L.C. directly owns 78,942 shares of NMFC's common stock and Mr. Klinsky is the sole owner of New Mountain Guardian GP, L.L.C.

The following table sets forth the dollar range of NMFC equity securities, including units of the Operating Company over which holders of NMFC's common stock have voting power that is beneficially owned by each of NMFC's directors.

| | Dollar Range of Equity Securities Beneficially Owned(1)(2)(3) |
|-------------------------------|--|
| Interested Directors: | |
| Steven B. Klinsky | Over \$100,000 |
| Robert A. Hamwee | Over \$100,000 |
| Adam B. Weinstein | Over \$100,000 |
| Independent Directors: | |
| David Ogens(4) | Over \$100,000 |
| Albert F. Hurley, Jr. | Over \$100,000 |
| David R. Malpass | Over \$100,000 |
| Kurt J. Wolfgruber | Over \$100,000 |

- (1) Beneficial ownership has been determined in accordance with Exchange Act Rule 16a-1(a)(2).
- (2) The dollar range of equity securities beneficially owned in NMFC is based on the closing price for NMFC's common stock of \$15.08 per share on February 27, 2013 on the NYSE.
- (3) The dollar range of equity securities beneficially owned are: None, \$1 – \$10,000, \$10,001 – \$50,000, \$50,001 – \$100,000 or over \$100,000.
- (4) Mr. Ogens is the beneficial owner of a limited partnership interest in New Mountain Partners, L.P. and New Mountain Partners II, L.P. that is held by Ogens Family, Inc.

SELLING STOCKHOLDERS

This prospectus also relates to 18,393,938 shares of NMFC's common stock being offered for resale on behalf of the stockholders identified below. The stockholders acquired the shares from us in connection with our formation transactions prior to the IPO and the Concurrent Private Placement. We are registering the shares to permit the stockholders and their pledgees, donees, transferees and other successors-in-interest that receive their shares from a stockholder as a gift, partnership distribution or other non-sale related transfer after the date of this prospectus to resell the shares when and as they deem appropriate. We do not know how long the stockholders will hold the shares before selling them, if at all, or how many shares they will sell, if any, and we currently have no agreements, arrangements or understandings with any of the stockholders regarding the sale of any of the resale shares.

The following table sets forth:

- the name of the stockholders;
- the number and percent of shares of NMFC's common stock that the stockholders beneficially owned prior to the offering for resale of the shares under this prospectus;
- the number of shares of NMFC's common stock that may be offered for resale for the account of the stockholders under this prospectus; and
- the number and percent of shares of NMFC's common stock to be beneficially owned by the stockholders after the offering of the resale shares (assuming all of the offered resale shares are sold by the stockholders).

The number of shares in the column "Number of Shares Being Offered" represents all of the shares that each stockholder may offer under this prospectus. The shares offered by this prospectus may be offered from time to time by the stockholders listed below.

This table is prepared solely based on information supplied to us by the listed stockholders and any public documents filed with the SEC, and assumes the sale of all of the resale shares. The applicable percentages of beneficial ownership are based on an aggregate of 40,578,352 shares of NMFC's common stock issued and outstanding on February 27, 2013, which assumes that all the outstanding units of the Operating Company have been exchanged for shares of NMFC's common stock, adjusted as may be required by rules promulgated by the SEC.

Beneficial ownership has been determined in accordance with Rule 13d-3 under the Exchange Act and includes voting or investment power (including the power to dispose) with respect to the securities. Assumes no other purchases or sales of securities since the most recently available SEC filings. This assumption has been made under the rules and regulations of the SEC and does not

reflect any knowledge that NMFC has with respect to the present intent of the beneficial owners of the securities listed in the table below.

| Stockholders | Shares Beneficially Owned Prior to Offering | | Number of Shares Being Offered | Shares Beneficially Owned After Offering | |
|--|---|---------|--------------------------------|--|---------|
| | Number | Percent | | Number | Percent |
| New Mountain Finance AIV Holdings Corporation(1) | 16,221,938 | 40.0% | 16,221,938 | — | —% |
| Steven B. Klinsky(2) | 1,594,673 | 3.9% | 1,246,912 | 347,761 | * |
| Steven B. Klinsky Trust(3) | 99,246 | * | 68,965 | 30,281 | * |
| Steven B. Klinsky Non-GST Exempt Trust(3) | 565,128 | * | 547,500 | 17,628 | * |
| Robert A. Hamwee(2) | 102,750 | * | 68,965 | 33,785 | * |
| Adam B. Weinstein(2) | 20,227 | * | 8,621 | 11,606 | * |
| Paula A. Bosco(2) | 10,482 | * | 1,724 | 8,758 | * |
| John R. Kline(2) | 12,800 | * | 6,897 | 5,903 | * |
| Other(4) | 378,207 | * | 222,416 | 155,791 | * |
| Total | 19,005,451 | 46.8% | 18,393,938 | 611,513 | 1.5% |

* Less than 1.0%.

- (1) Guardian AIV is the sole stockholder of AIV Holdings. AIV Holdings has the right to exchange its units of the Operating Company for shares of NMFC's common stock on a one-for-one basis. If AIV Holdings chooses to exchange all of its units of the Operating Company, AIV Holdings would receive 16,221,938 shares of NMFC's common stock. The general partner of Guardian AIV is New Mountain Investments III, L.L.C., of which Steven B. Klinsky is the managing member. New Mountain Investments III, L.L.C., as the general partner of Guardian AIV, has voting power on a pass-through basis as to its portion of units of the Operating Company. In addition, because Guardian AIV owns all of the common stock of AIV Holdings, Guardian AIV may be deemed to beneficially own the units of the Operating Company held by AIV Holdings. Mr. Klinsky, as the managing member of New Mountain Investments III, L.L.C., has voting power and decision making power over the disposition of the holdings of Guardian AIV on a pass-through basis. Mr. Klinsky may be deemed to beneficially own the direct or indirect holdings of Guardian AIV. Mr. Klinsky and New Mountain Investments III, L.L.C. expressly disclaim beneficial ownership of the above shares of NMFC common stock and the above units of the Operating Company.
- (2) Reflects an officer and/or director of NMFC and the Operating Company.
- (3) Steven B. Klinsky is the trustee of the Steven B. Klinsky Trust and the Steven B. Klinsky Non-GST Exempt Trust and has voting and investment power with respect to the shares of NMFC's common stock held by the Steven B. Klinsky Trust and the Steven B. Klinsky Non-GST Exempt Trust.
- (4) Represents selling stockholders who, collectively, own less than 1.0% of total shares of NMFC's common stock outstanding on a fully converted basis. These selling stockholders are employees and/or affiliates of New Mountain Capital Group, L.L.C., which is an affiliate of NMFC and the Operating Company.

DETERMINATION OF NET ASSET VALUE

Quarterly Net Asset Value Determinations

Operating Company

The Operating Company conducts the valuation of assets, pursuant to which its net asset value, and, consequently, NMFC's net asset value is determined, at all times consistent with GAAP and the 1940 Act. NMFC values its ownership interest on a quarterly basis, or more frequently if required under the 1940 Act.

The Operating Company applies fair value accounting in accordance with GAAP. The Operating Company values its assets on a quarterly basis, or more frequently if required under the 1940 Act. In all cases, the Operating Company's board of directors is ultimately and solely responsible for determining the fair value of its portfolio investments on a quarterly basis in good faith, including investments that are not publicly traded, those whose market prices are not readily available, and any other situation where its portfolio investments require a fair value determination. Security transactions are accounted for on a trade date basis. The Operating Company's quarterly valuation procedures are set forth in more detail below:

- (1) Investments for which market quotations are readily available on an exchange are valued at such market quotations based on the closing price indicated from independent pricing services.
- (2) Investments for which indicative prices are obtained from various pricing services and/or brokers or dealers are valued through a multi-step valuation process, as described below, to determine whether the quote(s) obtained is representative of fair value in accordance with GAAP.
 - a. Bond quotes are obtained through independent pricing services. Internal reviews are performed by the investment professionals of the Investment Adviser to ensure that the quote obtained is representative of fair value in accordance with GAAP and if so, the quote is used. If the Investment Adviser is unable to sufficiently validate the quote(s) internally and if the investment's par value exceeds the materiality threshold, the investment is valued similarly to those assets with no readily available quotes (see (3) below);
 - b. For investments other than bonds, the investment professionals of the Investment Adviser look at the number of quotes readily available and perform the following:
 - i. Investments for which two or more quotes are received from a pricing service are valued using the mean of the mean of the bid and ask of the quotes obtained;
 - ii. Investments for which one quote is received from a pricing service are validated internally. The investment professionals of the Investment Adviser analyze the market quotes obtained using an array of valuation methods (further described below) to validate the fair value. If the Investment Adviser is unable to sufficiently validate the quote internally and if the investment's par value exceeds the materiality threshold, the investment is valued similarly to those assets with no readily available quotes (see (3) below).
- (3) Investments for which quotations are not readily available through exchanges, pricing services, brokers, or dealers are valued through a multi-step valuation process:
 - a. Each portfolio company or investment is initially valued by the investment professionals of the Investment Adviser responsible for the credit monitoring;

- b. Preliminary valuation conclusions will then be documented and discussed with the Operating Company's senior management;
- c. If an investment falls into (3) above for four consecutive quarters and if the investment's par value exceeds the materiality threshold, then at least once each fiscal year, the valuation for each portfolio investment for which the investment professionals of the Investment Adviser do not have a readily available market quotation will be reviewed by an independent valuation firm engaged by the Operating Company's board of directors.
- d. Also, when deemed appropriate by the Operating Company's management, an independent valuation firm may be engaged to review and value investment(s) of a portfolio company, without any preliminary valuation being performed by the Investment Adviser. The investment professionals of the Investment Adviser will review and validate the value provided.

Valuation methods may include comparisons of financial ratios of the portfolio companies that issued such private securities to peer companies that are public, the nature of and the realizable value of any collateral, the portfolio company's earnings, discounted cash flows, the ability to make payments, the markets in which the portfolio company conducts business, and other relevant factors, including available market data such as relevant and applicable market trading and transaction comparables; applicable market yields and multiples; security covenants; call protection provisions; information rights; comparable merger and acquisition transactions; and the principal market and enterprise values. When an external event such as a purchase transaction, public offering or subsequent sale occurs, the Operating Company will consider the pricing indicated by the external event to corroborate the private valuation.

The values assigned to investments are based upon available information and do not necessarily represent amounts which might ultimately be realized, since such amounts depend on future circumstances and cannot be reasonably determined until the individual positions are liquidated. Due to the inherent uncertainty of determining the fair value of investments that do not have a readily available market value, the fair value of the Operating Company's investments may fluctuate from period to period.

NMFC

Since NMFC is a holding company and its only business and sole asset will be its ownership of units of the Operating Company, the value of its interest in the Operating Company depends on the Operating Company's valuation of our investments. NMFC conducts the valuation of its ownership in the Operating Company, pursuant to which its net asset value is determined, at all times consistent with GAAP and the 1940 Act. The net asset value per share of NMFC's common stock is determined on a quarterly basis and is equal to NMFC's pro rata share, based on the number of units of the Operating Company held by NMFC at the time of the net asset value determination, of the Operating Company's net asset value divided by the total number of shares of NMFC's common stock outstanding. NMFC's board of directors have no control over the determinations of fair value by the Operating Company's board of directors, although the Operating Company's current board of directors is the same as NMFC's. As a result, the value of your investment in shares of NMFC's common stock may be understated or overstated based on the Operating Company's fair value determinations. In the event that NMFC's board of directors believes that a different fair value for the Operating Company's investments is appropriate, NMFC's board of directors will endeavor to discuss the differences in the valuations with the Operating Company's board of directors for the purposes of resolving the differences in valuation. The

valuation procedures of NMFC will be substantially similar to those utilized by the Operating Company described above.

Determinations in Connection with Offerings

In connection with future offering of shares of NMFC's common stock, NMFC's board of directors or a committee thereof will be required to make the determination that it is not selling shares of NMFC's common stock at a price below the then current net asset value of NMFC's common stock at the time at which the sale is made. NMFC's board of directors will consider the following factors, among others, in making such determination:

- the net asset value per share of NMFC's common stock disclosed in the most recent periodic report that we filed with the SEC;
- NMFC's management's assessment of whether any material change in the net asset value per share of its common stock has occurred (including through the realization of gains on the sale of the Operating Company's portfolio securities) during the period beginning on the date of the most recently disclosed net asset value per share of NMFC's common stock and ending two days prior to the date of the sale of NMFC's common stock; and
- the magnitude of the difference between (i) the net asset value per share of NMFC's common stock disclosed in the most recent periodic report that we filed with the SEC and NMFC management's assessment of any material change in the net asset value per share of NMFC's common stock since the date of the most recently disclosed net asset value per share of NMFC's common stock and (ii) the offering price of the shares of NMFC's common stock in the proposed offering.

Importantly, this determination will not require that NMFC calculate the net asset value per share of its common stock in connection with each offering of shares of its common stock, but instead it will involve the determination by its board of directors or a committee thereof that it is not selling shares of NMFC's common stock at a price per share below the then current net asset value per share of NMFC's common stock at the time at which the sale is made.

Moreover, to the extent that there is even a remote possibility that NMFC may (i) issue shares of its common stock at a price per share below the then current net asset value per share of its common stock at the time at which the sale is made or (ii) trigger the undertaking (which we provide in certain registration statements we file with the SEC) to suspend the offering of shares of its common stock pursuant to this prospectus if the net asset value per share of NMFC's common stock fluctuates by certain amounts in certain circumstances until the prospectus is amended, NMFC's board of directors will elect, in the case of clause (i) above, either to postpone the offering until such time that there is no longer the possibility of the occurrence of such event or to undertake to determine the net asset value per share of its common stock within two days prior to any such sale to ensure that such sale will not be below its then current net asset value per share, and, in the case of clause (ii) above, to comply with such undertaking or to undertake to determine the net asset value per share of its common stock to ensure that such undertaking has not been triggered.

These processes and procedures are part of our compliance policies and procedures. Records will be made contemporaneously with all determinations described in this section and these records will be maintained with other records that NMFC and the Operating Company are required to maintain under the 1940 Act.

DIVIDEND REINVESTMENT PLAN

NMFC has adopted a dividend reinvestment plan that provides for reinvestment of its distributions on behalf of its stockholders, unless a stockholder elects to receive cash as provided below. As a result, if NMFC's board of directors authorizes, and NMFC declares, a cash distribution, then NMFC's stockholders who have not "opted out" of the dividend reinvestment plan will have their cash distributions automatically reinvested in additional shares of NMFC's common stock, rather than receiving the cash distributions.

No action will be required on the part of a registered stockholder to have their cash distributions reinvested in shares of NMFC's common stock. A registered stockholder may elect to receive an entire distribution in cash by notifying American Stock Transfer and Trust Company, LLC the plan administrator and NMFC's transfer agent and registrar, in writing, by phone or through the internet so that such notice is received by the plan administrator no later than three days prior to the payment date for distributions to stockholders. The plan administrator will set up an account for shares acquired through the plan for each stockholder who has not elected to receive distributions in cash and hold such shares in non-certificated form. Upon request by a stockholder participating in the plan, received in writing, by phone or through the internet at any time, the plan administrator will, instead of crediting shares to the participant's account, issue a certificate registered in the participant's name for the number of whole shares of NMFC's common stock and a check for any fractional share less a transaction fee of the lesser of (i) \$15.00 and (ii) the price of the fractional share.

Cash distributions reinvested in additional shares of NMFC's common stock will be automatically reinvested by NMFC in the Operating Company. NMFC will use only newly issued shares to implement the plan if the price at which newly issued shares are to be credited is equal to or greater than 110.0% of the last determined net asset value of the shares. Under such circumstances, the number of shares to be issued to a stockholder is determined by dividing the total dollar amount of the distribution payable to such stockholder by the market price per share of NMFC's common stock at the close of regular trading on the NYSE on the distribution payment date. Market price per share on that date will be the closing price for such shares on the NYSE or, if no sale is reported for such day, the average of their electronically reported bid and asked prices. If NMFC uses newly issued shares to implement the plan, NMFC will receive, on a one-for-one basis, additional units of the Operating Company in exchange for cash distributions that are reinvested in shares of NMFC's common stock under the dividend reinvestment plan. NMFC reserves the right to purchase its shares in the open market in connection with its implementation of the plan if the price at which its newly issued shares are to be credited does not exceed 110.0% of the last determined net asset value of the shares. Shares purchased in open market transactions by the plan administrator will be allocated to a stockholder based on the average purchase price, excluding any brokerage charges or other charges, of all shares of common stock purchased in the open market. The number of shares of NMFC's common stock to be outstanding after giving effect to payment of the distribution cannot be established until the value per share at which additional shares will be issued has been determined and elections of NMFC's stockholders have been tabulated.

There will be no brokerage charges or other charges for dividend reinvestment to stockholders who participate in the plan. The Operating Company will pay on NMFC's behalf the plan administrator's fees under the plan. If a participant elects by written, telephone, or internet notice to the plan administrator to have the plan administrator sell part or all of the shares held by the plan administrator in the participant's account and remit the proceeds to the participant, the plan administrator is authorized to deduct a \$15.00 transaction fee plus a \$0.10 per share brokerage commissions from the proceeds.

Stockholders who receive distributions in the form of stock generally are subject to the same federal income tax consequences as are stockholders who elect to receive their distributions in

cash. A stockholder's basis for determining gain or loss upon the sale of stock received in a distribution from NMFC will be equal to the total dollar amount of the distribution payable to the stockholder. Any stock received in a distribution will have a holding period for tax purposes commencing on the day following the day on which the shares are credited to the U.S. stockholder's account.

Participants may terminate their accounts under the plan by notifying the plan administrator via its website at www.amstock.com, by filling out the transaction request form located at the bottom of their statement and sending it to the plan administrator at American Stock Transfer and Trust Company, LLC, P.O. Box 922, Wall Street Station, New York, New York 10269, Attention: Plan Administration Department, or by calling the plan administrator at (888) 333-0212.

All correspondence concerning the plan should be directed to the plan administrator by mail at American Stock Transfer and Trust Company, LLC, P.O. Box 922, Wall Street Station, New York, New York 10269, or by telephone at (888) 333-0212.

DESCRIPTION OF NMFC'S CAPITAL STOCK

The following description is based on relevant portions of the Delaware General Corporation Law, NMFC's amended and restated certificate of incorporation and amended and restated bylaws. This summary is not necessarily complete, and we refer you to the Delaware General Corporation Law, NMFC's amended and restated certificate of incorporation and amended and restated bylaws for a more detailed description of the provisions summarized below.

Capital Stock

NMFC's authorized capital stock shall consist of 100,000,000 shares of common stock, par value \$0.01 per share, of which 24,356,414 shares are outstanding as of February 27, 2013, and 2,000,000 shares of preferred stock, par value \$0.01, of which no shares are currently outstanding. NMFC's common stock is listed on the NYSE under the ticker symbol "NMFC". No stock has been authorized for issuance under any equity compensation plans. Under Delaware law, NMFC's stockholders generally will not be personally liable for our debts or obligations.

The following are NMFC's outstanding classes of securities as of February 27, 2013:

| (1) Title of Class | (2) Amount Authorized | (3) Amount Held by NMFC or for Its Account | (4) Amount Outstanding Exclusive of Amount Under Column 3 |
|-----------------------|-----------------------------|---|--|
| Common Stock | 100,000,000 | — | 24,356,414 |
| Preferred Stock | 2,000,000 | — | — |

Common Stock

Under the terms of NMFC's amended and restated certificate of incorporation, all shares of NMFC's common stock will have equal rights as to earnings, assets, dividends and voting and, when they are issued, will be duly authorized, validly issued, fully paid and nonassessable. Distributions may be paid to the holders of NMFC's common stock if, as and when authorized by NMFC's board of directors and declared by NMFC out of funds legally available therefore. Shares of NMFC's common stock will have no preemptive, exchange, conversion or redemption rights and will be freely transferable, except where their transfer is restricted by federal and state securities laws or by contract. In the event of NMFC's liquidation, dissolution or winding up, each share of its common stock would be entitled to share ratably in all of its assets that are legally available for distribution after it pays all debts and other liabilities and subject to any preferential rights of holders of its preferred stock, if any preferred stock is outstanding at such time. Each share of NMFC's common stock will be entitled to one vote on all matters submitted to a vote of stockholders, including the election of directors. Except as provided with respect to any other class or series of stock, the holders of NMFC's common stock will possess exclusive voting power. There will be no cumulative voting in the election of directors, which means that holders of a majority of the outstanding shares of common stock will be able to elect all of NMFC's directors (other than directors to be elected solely by the holders of preferred stock), and holders of less than a majority of such shares will be unable to elect any director.

NMFC's amended and restated certificate of incorporation will require NMFC at all times to reserve and keep available out of its authorized but unissued shares of common stock the number of shares that are issuable upon exchange of all outstanding the Operating Company units held by AIV Holdings and, if applicable with respect to any units received as payment of the incentive fee, the Investment Adviser.

Preferred Stock

NMFC's amended and restated certificate of incorporation authorizes its board of directors to issue preferred stock. Prior to the issuance of shares of each class or series, the board of directors is required by Delaware law and by NMFC's amended and restated certificate of incorporation to set the terms, preferences, conversion or other rights, voting powers, restrictions, limitations as to dividends or other distributions, qualifications and terms or conditions of redemption for each class or series. Thus, the board of directors could authorize the issuance of shares of preferred stock with terms and conditions which could have the effect of delaying, deferring or preventing a transaction or a change in control that might involve a premium price for holders of NMFC's common stock or otherwise be in their best interest. You should note, however, that any issuance of preferred stock must comply with the requirements of the 1940 Act. The 1940 Act requires, among other things, that (1) immediately after issuance and before any dividend or other distribution is made with respect to NMFC's common stock and before any purchase of common stock is made, such preferred stock together with all other senior securities must not exceed an amount equal to 50.0% of the Operating Company's total assets after deducting the amount of such dividend, distribution or purchase price, as the case may be, and (2) the holders of shares of preferred stock, if any are issued, must be entitled as a class to elect two directors at all times and to elect a majority of the directors if dividends on such preferred stock are in arrears by two full years or more. Certain matters under the 1940 Act require the separate vote of the holders of any issued and outstanding preferred stock. For example, holders of preferred stock would vote separately from the holders of common stock on a proposal to cease operations as a BDC. We believe that the availability for issuance by NMFC of preferred stock will provide us with increased flexibility in structuring future financings and acquisitions. However, NMFC does not currently have any plans to issue preferred stock.

Limitation on Liability of Directors and Officers; Indemnification and Advance of Expenses

The Delaware General Corporation Law authorizes corporations to limit or eliminate the personal liability of directors to corporations and their stockholders for monetary damages for breaches of directors' fiduciary duties. NMFC's amended and restated certificate of incorporation will include a provision that eliminates the personal liability of its directors for monetary damages for actions taken as a director, except for liability:

- for breach of duty of loyalty;
- for acts or omissions not in good faith or involving intentional misconduct or knowing violation of law;
- under Section 174 of the DGCL (unlawful dividends); or
- for transactions from which the director derived improper personal benefit.

Under NMFC's amended and restated bylaws, NMFC will fully indemnify any person who was or is involved in any actual or threatened action, suit or proceeding by reason of the fact that such person is or was one of NMFC's directors or officers. So long as NMFC is regulated under the 1940 Act, the above indemnification and limitation of liability is limited by the 1940 Act or by any valid rule, regulation or order of the SEC thereunder. The 1940 Act provides, among other things, that a company may not indemnify any director or officer against liability to it or its security holders to which he or she might otherwise be subject by reason of his or her willful misfeasance, bad faith, gross negligence or reckless disregard of the duties involved in the conduct of his or her office unless a determination is made by final decision of a court, by vote of a majority of a quorum of directors who are disinterested, non-party directors or by independent legal counsel that the liability for which indemnification is sought did not arise out of the foregoing conduct.

Delaware law also provides that indemnification permitted under the law shall not be deemed exclusive of any other rights to which the directors and officers may be entitled under the corporation's bylaws, any agreement, a vote of stockholders or otherwise.

NMFC has obtained liability insurance for its officers and directors.

Delaware Law and Certain Certificate of Incorporation and Bylaw Provisions; Anti-Takeover Measures

Certain provisions of NMFC's amended and restated certificate of incorporation and amended and restated bylaws, as summarized below, and applicable provisions of the Delaware General Corporation Law and certain other agreements to which NMFC is a party may make it more difficult for or prevent an unsolicited third party from acquiring control of NMFC or changing its board of directors and management. These provisions may have the effect of deterring hostile takeovers or delaying changes in NMFC's control or in its management. These provisions are intended to enhance the likelihood of continued stability in the composition of NMFC's board of directors and in the policies furnished by them and to discourage certain types of transactions that may involve an actual or threatened change in NMFC's control. The provisions also are intended to discourage certain tactics that may be used in proxy fights. These provisions, however, could have the effect of discouraging others from making tender offers for NMFC's shares and, as a consequence, they also may inhibit fluctuations in the market price of NMFC's shares that could result from actual or rumored takeover attempts.

Classified Board; Vacancies; Removal. The classification of NMFC's board of directors and the limitations on removal of directors and filling of vacancies could have the effect of making it more difficult for a third party to acquire NMFC, or of discouraging a third party from acquiring NMFC. NMFC's board of directors will be divided into three classes, with the term of one class expiring at each annual meeting of stockholders. At each annual meeting, one class of directors is elected to a three-year term. This provision could delay for up to two years the replacement of a majority of the board of directors.

NMFC's amended and restated certificate of incorporation provides that, subject to the applicable requirements of the 1940 Act and the rights of any holders of preferred stock, any vacancy on the board of directors, however the vacancy occurs, including a vacancy due to an enlargement of the board, may only be filled by vote a majority of the directors then in office.

A director may be removed at any time at a meeting called for that purpose, but only for cause and only by the affirmative vote of the holders of at least 75.0% of the shares then entitled to vote for the election of the respective director.

Advance Notice Requirements for Stockholder Proposals and Director Nominations. NMFC's amended and restated bylaws provide that with respect to an annual meeting of stockholders, nominations of persons for election to the board of directors and the proposal of business to be considered by stockholders may be made only (1) by or at the direction of the board of directors or (2) by a stockholder who is entitled to vote at the meeting and who has complied with the advance notice procedures of the amended and restated bylaws. Nominations of persons for election to the board of directors at a special meeting may be made only (1) by or at the direction of the board of directors or (2) provided that the board of directors has determined that directors will be elected at the meeting, by a stockholder who is entitled to vote at the meeting and who has complied with the advance notice provisions of the amended and restated bylaws. The purpose of requiring stockholders to give NMFC advance notice of nominations and other business is to afford NMFC's board of directors a meaningful opportunity to consider the qualifications of the proposed nominees and the advisability of any other proposed business and, to the extent deemed necessary or desirable by NMFC's board of directors, to inform its stockholders and make recommendations about such qualifications or business, as well as to approve a more orderly procedure for conducting meetings of stockholders. Although NMFC's amended

and restated bylaws do not give its board of directors any power to disapprove stockholder nominations for the election of directors or proposals recommending certain action, they may have the effect of precluding a contest for the election of directors or the consideration of stockholder proposals if proper procedures are not followed and of discouraging or deterring a third party from conducting a solicitation of proxies to elect its own slate of directors or to approve its own proposal without regard to whether consideration of such nominees or proposals might be harmful or beneficial to NMFC and its stockholders.

Amendments to Certificate of Incorporation and Bylaws. Delaware's corporation law provides generally that the affirmative vote of a majority of the shares entitled to vote on any matter is required to amend a corporation's certificate of incorporation or bylaws, unless a corporation's certificate of incorporation or bylaws requires a greater percentage. NMFC's amended and restated certificate of incorporation will provide that the following provisions, among others, may be amended by its stockholders only by a vote of at least two-thirds of the shares of NMFC's capital stock entitled to vote:

- the classification of its board of directors;
- the removal of directors;
- the limitation on stockholder action by written consent;
- the limitation of directors' personal liability to NMFC or its stockholders for breach of fiduciary duty as a director;
- the ability to call a Special Meeting of Stockholders being vested in NMFC's board of directors, the chairperson of its board, NMFC's chief executive officer and in the holders of at least fifty (50) percent of the voting power of all shares of capital stock of NMFC generally entitled to vote on the election of directors then outstanding subject to certain procedures; and
- the amendment provision requiring that the above provisions be amended only with a two-thirds supermajority vote.

The amended and restated bylaws generally can be amended by approval of (i) a majority of the total number of authorized directors or (ii) the affirmative vote of the holders of at least two-thirds of the shares of NMFC's capital stock entitled to vote.

Calling of Special Meetings by Stockholders. NMFC's certificate of incorporation and bylaws also provide that special meetings of the stockholders may only be called by NMFC's board of directors, the chairperson of its board, NMFC's chief executive officer or upon the request of the holders of at least 50.0% of the voting power of all shares of capital stock of NMFC, generally entitled to vote on the election of directors then outstanding, subject to certain limitations.

Section 203 of the Delaware General Corporation Law. We will not be subject to Section 203 of the DGCL, an anti-takeover law. In general, Section 203 prohibits a publicly-held Delaware corporation from engaging in a "business combination" with an "interested stockholder" for a period of three years following the date the person became an interested stockholder, unless (with certain exceptions) the "business combination" or the transaction in which the person became an interested stockholder is approved in a prescribed manner. Generally, a "business combination" includes a merger, asset or stock sale, or other transaction resulting in a financial benefit to the interested stockholder. Generally, an "interested stockholder" is a person who, together with affiliates and associates, owns (or within three years prior to the determination of interested stockholder status, did own) 15.0% or more of a corporation's voting stock. In our certificate of incorporation, we have elected not to be bound by Section 203.

The Credit Facilities also include change of control provisions that accelerate the indebtedness under the Credit Facilities in the event of certain change of control events. If certain transactions were engaged in without the consent of the lender, repayment obligations under the Credit Facilities could be accelerated.

DESCRIPTION OF STRUCTURE-RELATED AGREEMENTS

In connection with the formation transactions consummated immediately prior to the IPO, NMFC and the Operating Company entered into various agreements governing the relationship among NMFC, Guardian AIV, New Mountain Guardian Partners, L.P., AIV Holdings and the Operating Company.

These agreements are summarized below, which summaries are qualified in their entirety by reference to the full text of the agreements which were previously filed as exhibits to the registration statement relating to the IPO.

For a description of the agreements governing the relationship between the Operating Company and the Investment Adviser and the New Mountain Finance Entities' relationship with the Administrator, see "Investment Management Agreement" and "Administration Agreement".

The Operating Company Agreement

Guardian AIV and New Mountain Guardian Partners, L.P. previously entered into the Amended and Restated Limited Liability Company Agreement of the Operating Company (the "LLC Agreement"). Limited liability company interests in the Operating Company may, to the extent permissible under the 1940 Act, be represented by one or more classes of units.

In connection with the contribution by Guardian AIV of its units to AIV Holdings prior to the IPO, AIV Holdings entered into a joinder agreement with respect to the LLC Agreement, pursuant to which AIV Holdings was admitted as a member of the Operating Company. In addition, in connection with the contribution by New Mountain Guardian Partners, L.P. of its units to NMFC, NMFC entered into a joinder agreement with respect to the LLC Agreement, pursuant to which NMFC was admitted as a member of the Operating Company.

NMFC and the Operating Company Businesses. NMFC has no direct operations, and its only business and sole asset is its ownership of units of the Operating Company. Under the LLC Agreement, NMFC is not permitted to conduct any business or ventures other than in connection with:

- the acquisition, ownership or disposition of its units of the Operating Company; and
- its operation as a public reporting company.

Under the LLC Agreement, the Operating Company may conduct any business that may be lawfully conducted by a limited liability company under the Delaware Limited Liability Company Act, except that the LLC Agreement requires that the Operating Company conduct its operations in such a manner that will (1) permit NMFC to satisfy the requirements for qualification as a BDC, (2) permit NMFC to satisfy the requirements for qualification as a RIC for federal income tax purposes and (3) ensure that the Operating Company will not be classified as a "publicly traded partnership" for purposes of Section 7704 of the Code except to the extent determined by the board of directors of the Operating Company.

Board of Directors. The Operating Company is managed by a board of directors. Subject to the Investment Company Act, director nominees will be elected if the votes cast by the Operating Company's members for such nominee's election exceed the votes cast against such nominee's election, unless such nominee has also been nominated for election to the board of directors of NMFC, in which case such nominee will be elected by a plurality of the Operating Company's members. The Operating Company's current board of directors is comprised of the same individuals as the board of directors of NMFC. Under the LLC Agreement, the Operating Company is required to endeavor to nominate the same slate of director nominees for election by its members as NMFC. However, there can be no assurance that the Operating Company's board

composition and NMFC's board composition will remain the same. The Operating Company's board of directors is divided into three classes, with the term of one class expiring at each annual meeting of the members of the Operating Company. At each annual meeting, one class of directors is elected to a three-year term. This provision could delay for up to two years the replacement of a majority of the board of directors.

Management. Subject to the overall supervision of the Operating Company's board of directors, the Investment Adviser manages the Operating Company's day-to-day operations and provides the Operating Company with investment management services pursuant to the Investment Management Agreement. The Operating Company pays a management fee and incentive fee to the Investment Adviser for its services.

Tax Matters. NMFC is the Operating Company's tax matters member and, as such, has the authority to handle any tax audits of the Operating Company. Under the LLC Agreement, NMFC is generally prohibited from taking any action in its capacity as tax matters member, which it knows (or would reasonably be expected to know) would (or would reasonably be expected to) have a significant adverse effect on AIV Holdings, Guardian AIV or Guardian AIV's partners. AIV Holdings also has a consent right over NMFC's actions as the Operating Company's tax matters member if such action would have a significant adverse effect on AIV Holdings, Guardian AIV or Guardian AIV's partners.

The Operating Company intends to make an election under Section 754 of the Code and to cause such election to remain in effect for every year of the Operating Company during which the Operating Company is treated as a partnership for federal income tax purposes. The board of directors of the Operating Company has the authority to cause the Operating Company to make all other tax elections, and all decisions and positions taken with respect to the Operating Company's taxable income or tax loss (or items thereof) under the Code or other applicable tax law will be made in such manner as may be reasonably determined by the Operating Company's board of directors. Under the LLC Agreement, the Operating Company's board of directors is generally prohibited from making tax elections or making any decision or taking any position with respect to allocations of taxable income that the Operating Company's board of directors knows (or would reasonably be expected to know) would (or would reasonably be expected to) adversely affect NMFC's status as a RIC or have a significant adverse effect on AIV Holdings, Guardian AIV or Guardian AIV's partners and a greater negative impact proportionally on the amount of taxable inclusions incurred by AIV Holdings with respect to income allocated to it by the Operating Company than if such election, decision or position had not been made or taken.

Exchange Right. The LLC Agreement provides for an exchange right for any member other than NMFC, whereby, upon appropriate notice, any such member will have the right to exchange all or any portion of its units for shares of NMFC's common stock on a one-for-one basis. This right can be conditionally exercised by any such member, or its transferees, meaning that prior to the receipt of shares of NMFC's common stock upon exchange, a member can withdraw its request to have its units exchanged for shares of NMFC's common stock.

The LLC Agreement also provides that, in connection with the occurrence of an event that would result in the dissolution of the Operating Company where prior to or concurrent with the occurrence of such event, NMFC has adopted a plan relating to the liquidation or dissolution of NMFC, NMFC will have the right to acquire all (but not less than all) of the outstanding units of any other member in exchange for shares of NMFC's common stock on a one-for-one basis.

Distributions and Allocations of Profits and Losses. The LLC Agreement provides that distributions of cash from the Operating Company will be determined by the Operating Company's board of directors and will be made pro rata among the members holding units in accordance with

their respective percentage interests in the Operating Company. The Operating Company intends to make distributions to the Operating Company's members that will be sufficient to enable NMFC to pay quarterly distributions to its stockholders and to maintain its status as a RIC.

Similarly, the LLC Agreement provides that, for tax purposes, subject to compliance with the provisions of Section 704(b) and 704(c) of the Code and the corresponding Treasury regulations, the Operating Company will allocate items of income, gain, loss, deduction and credit to its members, including NMFC, pro rata in accordance with their respective percentage interests in the Operating Company. NMFC's allocable share of the Operating Company's losses cannot be passed through to its stockholders but will be taken into account in determining NMFC's taxable income that is required to be distributed to its stockholders by reason of NMFC's status as a RIC.

If the Operating Company liquidates, debts and other obligations must be satisfied before the members may receive any distributions. Any distributions to members then will be made to members in accordance with their respective positive capital account balances.

Capital Contributions. NMFC contributed to the Operating Company the gross proceeds of the IPO and the Concurrent Private Placement as a capital contribution in exchange for 10,697,691 units.

Under the LLC Agreement, NMFC is also required to contribute the gross proceeds of any subsequent offering of its common stock by NMFC as additional capital to the Operating Company in exchange for, on a one-to-one basis, additional units of the Operating Company. See "— One-to-One Ratio" below. If NMFC contributes additional capital to the Operating Company, it will receive additional units of the Operating Company and its percentage interest in the Operating Company will be increased on a proportionate basis based upon the amount of such additional capital contributions. Conversely, the percentage interests of other members will be decreased on a proportionate basis in the event of additional capital contributions by NMFC. In addition, if NMFC contributes additional capital to the Operating Company, the Operating Company can revalue its property to its fair market value (as determined by its board of directors) and the capital accounts of the members will be adjusted to reflect the manner in which the unrealized gain or loss inherent in such property (that has not been reflected in the capital accounts previously) would be allocated among the members under the terms of the LLC Agreement if there were a taxable disposition of such property for its fair market value (as determined by its board of directors) on the date of revaluation. Under the LLC Agreement, NMFC is also required to contribute to the Operating Company any reinvested distributions received by it pursuant to its dividend reinvestment plan. In addition, if NMFC uses newly issued shares to implement the plan, it will receive, on a one-for-one basis, additional units of the Operating Company in exchange for such reinvested distributions.

As a result of such transactions since the IPO through February 27, 2013, NMFC owns approximately 60.0% of the units of the Operating Company and AIV Holdings owns approximately 40.0% of the units of the Operating Company.

One-to-One Ratio. The LLC Agreement contains various provisions requiring that NMFC and the Operating Company take certain actions in order to maintain, at all times, a one-to-one ratio between the number of units held by NMFC and the number of shares of NMFC's common stock outstanding. This one-to-one ratio must also be maintained in the event that NMFC issues additional shares of its common stock. Accordingly, every time NMFC issues shares of its common stock, other than in connection with the exercise of the exchange right described above by AIV Holdings, the Investment Adviser, if applicable with respect to any units received as payment of the incentive fee, or any other entity or individual that may become a member (other than NMFC), the Operating Company will be required to issue additional units to NMFC. In addition, in order for NMFC to pay a dividend or other distribution to holders of its common stock, it must be accompanied by a prior distribution by the Operating Company to all of its members.

If NMFC redeems, repurchases, acquires, exchanges, cancels or terminates any shares of its common stock, this action must be accompanied by an immediately prior identical (including with respect to the appropriate consideration paid for such action) redemption, repurchase, acquisition, exchange, cancellation or termination of the units of the Operating Company held by NMFC. If NMFC splits its common stock, this action must be accompanied by an immediately prior identical split of units of the Operating Company. In addition, in general, upon any consolidation or merger or combination to which NMFC is a party or any sale or disposition of all or substantially all of its assets to a third party, NMFC is required to take all necessary action so that the units held by AIV Holdings, the Investment Adviser, if applicable with respect to any units received as payment of the incentive fee, and any other entity or individual that may become a member (other than NMFC) will be exchangeable on a per-unit basis at any time or from time to time following such event into the kind and amount of shares of stock and/or other securities or property (including cash) receivable upon such event by holders of NMFC's common stock.

The LLC Agreement also provides that, in connection with any reclassification or recapitalization or any other distribution or dilutive or concentrative event by NMFC, if AIV Holdings, the Investment Adviser, if applicable with respect to any units received as payment of the incentive fee or any other entity or individual that may become a member (other than NMFC) exercises the exchange right following such event, such member will generally be treated as if they were entitled to receive the number of shares of NMFC's common stock or other property (including cash) that it would have been entitled to receive had it exercised its exchange right immediately prior to the record date of such event. In addition, the LLC Agreement provides that NMFC and the Operating Company must take all necessary action in order to maintain the one-to-one ratio if in the future NMFC determines to issue options or other types of equity compensation to individuals that provide services to the Operating Company.

Voting. Subject to the Investment Company Act, directors will be elected as set forth above under "— Board of Directors." All other matters submitted to the vote of the members will be decided by a majority vote unless a different vote is required as a matter of law (including the Investment Company Act), in which case such provision will govern and control the voting. The LLC Agreement will also provide that, to the extent required by the Investment Company Act, each of NMFC and AIV Holdings and any other member that may be an investment company relying on the Investment Company Act will seek instructions from its stockholders with regard to matters subject to a member vote, and each such member will vote on all such matters in accordance with such instructions. Accordingly, to the extent required by the Investment Company Act, NMFC and AIV Holdings will not have any separate voting power other than to pass through the votes of the respective stockholders of NMFC and AIV Holdings in accordance with their respective indirect percentage ownership in the Operating Company.

Expenses. All of the Operating Company's expenses and all of NMFC's expenses, including any amounts owed pursuant to the Administration Agreement, will be borne by the Operating Company.

Dissolution. The LLC Agreement provides that the Operating Company may be dissolved with the approval of the board of directors. In addition to a voluntary dissolution, the Operating Company will be dissolved upon the entry of a decree of judicial dissolution in accordance with Delaware law or upon the termination of the legal existence of the last remaining member of the

Operating Company. Upon a dissolution event, the proceeds of liquidation will be distributed in the following order:

- first, to pay the expenses of winding up, liquidating and dissolving the Operating Company and all of its creditors, including members who are creditors; and
- second, to the members pro rata in accordance with their respective positive capital account balances.

Upon a dissolution event, if (i) NMFC is not the sole member at such time and (ii) prior to or concurrent with such event, NMFC has adopted a plan relating to the liquidation or dissolution of NMFC, then NMFC has the right to acquire from any other Operating Company member all (but not less than all) of the units held by such other member in exchange for shares of NMFC common stock on a one-for-one basis.

Information. The LLC Agreement provides that the Operating Company's members will be entitled to certain information regarding the Operating Company. This information includes quarterly and annual information regarding the Operating Company, information required for certain tax matters and any other information required under Delaware law or as reasonably requested by a member.

Confidentiality. Each member has agreed to maintain the confidentiality of any information received by the member or its affiliates and representatives in connection with the transactions contemplated by the LLC Agreement which is determined to be confidential for a period of three years following the earlier of the date of the Operating Company's dissolution or the date such member ceases to be a member, with customary exceptions, including to the extent disclosure is required by law or judicial process.

Restrictions on Transfer. The LLC Agreement provides that, subject to certain limited exceptions (including transfers to affiliates), a member may not transfer any of its units of the Operating Company to any person without the consent of the Operating Company's board of directors, which consent may be given or withheld in their sole and absolute discretion. No member shall have the right to substitute a transferee as a member in its place. A transferee of units of the Operating Company may be admitted as a substituted member only with the consent of the Operating Company's board of directors, which consent may be given or withheld in their sole and absolute discretion.

Amendment. Unless otherwise required by law, the LLC Agreement may be amended only by the written consent of the members owning a majority of the Operating Company's units then outstanding; provided, however, that no amendment may be made without the consent of a member if the amendment would adversely affect the rights of the member other than on a pro rata basis with other members of units.

Limitation of Liability; Indemnification. The LLC Agreement provides that none of the Operating Company's members or directors or their respective subsidiaries or affiliates may be liable to the Operating Company or any member for any act or omission by such individual or entity in connection with the conduct of affairs of the Operating Company or otherwise incurred in connection with the Operating Company or the LLC Agreement or the matters contemplated therein, in each case unless such act or omission was the result of gross negligence or willful misconduct or constitutes a breach of, or a failure to comply with the LLC Agreement. The LLC Agreement further provides for indemnification of the Operating Company's directors and officers from and against liabilities arising out of or relating to any alleged action taken by any director or officer of the Operating Company, subject to the Investment Company Act.

Term. The Operating Company shall continue until terminated as provided in the LLC Agreement or by operation of law.

Fiduciary Duties. Circumstances may arise in the future when the interests of the Operating Company's members conflict with the interests of NMFC's stockholders. Following the completion of this offering, the Operating Company's board of directors and the board of directors of NMFC will be comprised of the same members. However, the Operating Company's board of directors will owe fiduciary duties to the Operating Company's members that could conflict with the fiduciary duties NMFC's board of directors owes to NMFC's stockholders.

Registration Rights Agreement

In connection with the IPO, NMFC entered into a registration rights agreement (the "Registration Rights Agreement") with AIV Holdings, Steven B. Klinsky, an entity related to Steven B. Klinsky and the Investment Adviser. Subject to several exceptions, AIV Holdings and the Investment Adviser have the right to require NMFC to register for public resale under the Securities Act all registerable securities that are held by any of them and that they request to be registered at any time. Registerable securities subject to the Registration Rights Agreement are shares of NMFC's common stock issued or issuable in exchange for units and any other shares of NMFC's common stock held by AIV Holdings, the Investment Adviser and any of their transferees. The rights under the Registration Rights Agreement can be conditionally exercised by AIV Holdings or the Investment Adviser, meaning that prior to the registration of the shares AIV Holdings or the Investment Adviser can withdraw their request to have the shares registered. AIV Holdings and the Investment Adviser may each assign their rights to any person that acquires registerable securities subject to the Registration Rights Agreement and who agrees to be bound by the terms of the Registration Rights Agreement. Steven B. Klinsky and a related entity will have the right to "piggyback", or include their own registrable securities in such a registration. AIV Holdings, Steven B. Klinsky, and an entity related to Steven B. Klinsky have exercised their rights under the Registration Rights Agreement and their respective shares of NMFC's common stock are being offered for resale in this prospectus. See "Selling Stockholders" in this prospectus.

AIV Holdings and the Investment Adviser may require NMFC to use its reasonable best efforts to register under the Securities Act all or any portion of these registerable securities upon a "demand request". The demand registration rights are subject to certain limitations. NMFC is not obligated to:

- cause a registration statement with respect to a demand request to be declared effective within forty-five (45) days after the effective date of a previous demand registration, other than a shelf registration pursuant to Rule 415 under the Securities Act;
- cause a registration statement with respect to a demand request to be declared effective unless the demand request is for a number of shares with a market value that is equal to at least \$10.0 million; or
- cause to be declared effective more than five registration statements with respect to demand registration rights.

The Registration Rights Agreement includes limited blackout and suspension periods. In addition, AIV Holdings and the Investment Adviser may also require NMFC to file a shelf registration statement on Form N-2 for the resale of their registerable securities if NMFC is eligible to use Form N-2 at that time.

Holders of registerable securities also have "piggyback" registration rights, which means that these holders may include their respective shares in any future registrations of NMFC's equity securities, whether or not that registration relates to a primary offering by NMFC or a secondary

offering by or on behalf of any of NMFC's stockholders. AIV Holdings, the Investment Adviser and Steven B. Klinsky (and a related entity) have priority over NMFC in any registration that is an underwritten offering.

Conflicts arising under the Registration Rights Agreement will be resolved as set forth therein. Under the Registration Rights Agreement, AIV Holdings and, if applicable, the Investment Adviser, and Steven B. Klinsky (and a related entity) have priority over NMFC or any other NMFC stockholder when selling any shares of NMFC common stock pursuant to their exercise of registration rights under that agreement.

AIV Holdings, the Investment Adviser and Steven B. Klinsky (and a related entity) will be responsible for the expenses of any demand registration (including underwriters' discounts or commissions) and their pro rata share of any piggyback registration. NMFC has agreed to indemnify AIV Holdings, the Investment Adviser and Steven B. Klinsky (and a related entity) with respect to liabilities resulting from untrue statements or omissions in any registration statement filed pursuant to the Registration Rights Agreement, other than untrue statements or omissions resulting from information furnished to us by such parties. AIV Holdings, the Investment Adviser and Steven B. Klinsky (and a related entity) have also agreed to indemnify NMFC with respect to liabilities resulting from untrue statements or omissions furnished by them to NMFC relating to them in any registration statement.

SHARES ELIGIBLE FOR FUTURE SALE

Sales of substantial amounts of NMFC's unregistered common stock in the public market, including by AIV Holdings, if it exercises its right to exchange all or any portion of its units of the Operating Company for shares of NMFC's common stock on a one-for-one basis, or New Mountain Guardian Partners, L.P., or its transferees, or the perception that such sales could occur, could adversely affect the prevailing market price of NMFC's common stock and NMFC's future ability to raise capital through the sale of its equity securities.

Restricted securities may be sold in the public market only if registered or if they qualify for an exemption from registration under Rule 144 under the Securities Act. Any shares of NMFC's common stock to be received by New Mountain Guardian Partners, L.P. or its transferees or issued in exchange for units of the Operating Company held by AIV Holdings or the Investment Adviser, if applicable with respect to any units received as payment of the incentive fee, would be eligible for public sale if registered under the Securities Act or sold in accordance with Rule 144 of the Securities Act. NMFC has granted AIV Holdings, Steven B. Klinsky, an entity related to Mr. Klinsky, the Investment Adviser and their permitted transferees the registration rights described below.

Rule 144

In general, a person who has beneficially owned restricted shares of NMFC's common stock for at least six months would be entitled to sell their securities provided that (i) such person is not deemed to have been one of NMFC's affiliates at the time of, or at any time during the 90 days preceding, a sale and (ii) NMFC is subject to the Exchange Act periodic reporting requirements for at least 90 days before the sale. Persons who have beneficially owned restricted shares or NMFC's common stock for at least six months but who are NMFC's affiliates at the time of, or any time during the 90 days preceding, a sale, would be subject to additional restrictions, by which such person would be entitled to sell within any three-month period only a number of securities that does not exceed the greater of either of the following:

- 1.0% of the number of shares of NMFC's common stock then outstanding; or
- the average weekly trading volume of NMFC's common stock on the NYSE for the four calendar weeks prior to the sale,

provided, in each case, that NMFC is subject to the Exchange Act periodic reporting requirements for at least 90 days before the sale. Such sales must also comply with the manner of sale, current public information and notice provisions of Rule 144.

Registration Rights

AIV Holdings has the right to exchange all or any portion of its units of the Operating Company for shares of NMFC's common stock, on a one-for-one basis. Pursuant to the Registration Rights Agreement entered into in connection with NMFC's IPO, AIV Holdings and the Investment Adviser have the right, subject to various conditions and limitations, to demand the filing of, and include any registerable securities held by AIV Holdings in, registration statements relating to NMFC's common stock. Furthermore, Steven B. Klinsky and a related entity have the right to "piggyback", or include their own registrable securities in a demand registration. These registration rights could impair the prevailing market price and impair NMFC's ability to raise capital by depressing the price at which it could sell its common stock. AIV Holdings, Steven B. Klinsky, and an entity related to Steven B. Klinsky have exercised their rights under the Registration Rights Agreement and their respective shares of NMFC's common stock are being offered for resale in this prospectus. See "Selling Stockholders" in this prospectus.

MATERIAL FEDERAL INCOME TAX CONSIDERATIONS

The following discussion is a general summary of the material federal income tax considerations applicable to NMFC and an investment in shares of NMFC's common stock. The discussion is based upon the Internal Revenue Code of 1986, as amended, which we refer to as the "Code", the regulations of the U.S. Department of Treasury promulgated thereunder, which we refer to as the "Treasury regulations", the legislative history of the Code, current administrative interpretations and practices of the Internal Revenue Service, which we refer to as the "IRS", (including administrative interpretations and practices of the IRS expressed in private letter rulings which are binding on the IRS only with respect to the particular taxpayers that requested and received those rulings) and judicial decisions, each as of the date of this prospectus and all of which are subject to change or differing interpretations, possibly retroactively, which could affect the continuing validity of this discussion. The U.S. federal income tax laws addressed in this summary are highly technical and complex, and certain aspects of their application to the Operating Company and NMFC are not completely clear. In addition, certain U.S. federal income tax consequences described in this summary depend upon certain factual matters, including (without limitation) the value and tax basis ascribed to the Operating Company's assets and the manner in which the Operating Company and NMFC operate, and certain complicated tax accounting calculations. NMFC and the Operating Company have not sought, and will not seek, any ruling from the IRS regarding any matter discussed in this summary, and this summary is not binding on the IRS. Accordingly, there can be no assurance that the IRS will not assert, and a court will not sustain, a position contrary to any of the tax consequences discussed below. This summary does not purport to be a complete description of all the tax aspects affecting NMFC, the Operating Company and/or NMFC stockholders. For example, this summary does not describe all federal income tax consequences that may be relevant to certain types of stockholders subject to special treatment under federal income tax laws, including stockholders subject to the alternative minimum tax, tax-exempt organizations, insurance companies, partnerships or other pass-through entities and their owners, persons that hold shares of NMFC's common stock through a foreign financial institution, persons that hold shares of NMFC's common stock through a non-financial foreign entity, Non-U.S. stockholders (as defined below) engaged in a trade or business in the United States or Non-U.S. stockholders entitled to claim the benefits of an applicable income tax treaty, persons who have ceased to be U.S. citizens or to be taxed as resident aliens, persons holding NMFC's common stock in connection with a hedging, straddle, conversion or other integrated transaction, dealers in securities, a trader in securities that elects to use a market-to-market method of accounting for its securities holdings, pension plans and trusts, and financial institutions. This summary assumes that stockholders hold NMFC's common stock as capital assets for federal income tax purposes (generally, assets held for investment) and that all of the parties to the LLC Agreement comply with all of their respective representations, covenants and agreements contained in the LLC Agreement in accordance with their terms. This summary generally does not discuss any aspects of U.S. estate or gift tax or foreign, state or local tax. It does not discuss the special treatment under federal income tax laws that could result if the Operating Company invested in tax-exempt securities or certain other investment assets.

A "U.S. stockholder" generally is a beneficial owner of shares of NMFC's common stock that is, for federal income tax purposes:

- A citizen or individual resident of the United States;
- A corporation, or other entity treated as a corporation for federal income tax purposes, created or organized in or under the laws of the United States or any state thereof, including, for this purpose, the District of Columbia;
- A trust if (i) a court within the United States is able to exercise primary supervision over the administration of the trust and one or more United States persons have the authority to

control all substantive decisions of the trust, or (ii) the trust has in effect a valid election to be treated as a domestic trust for federal income tax purposes; or

- An estate, the income of which is subject to federal income taxation regardless of its source.

A "Non-U.S. stockholder" generally is a beneficial owner of shares of NMFC's common stock that is not a U.S. stockholder or a partnership (or an entity or arrangement treated as a partnership) for federal income tax purposes.

If a partnership, or other entity or arrangement treated as a partnership for federal income tax purposes, holds shares of NMFC's common stock, the federal income tax treatment of the partnership and each partner generally will depend on the status of the partner, the activities of the partnership and certain determinations made at the partner level. A stockholder that is a partnership holding shares of NMFC's common stock, and each partner in such a partnership, should consult his, her or its own tax adviser with respect to the tax consequences of the purchase, ownership and disposition of shares of NMFC's common stock.

Tax matters are very complicated and the tax consequences to each stockholder of an investment in shares of NMFC's common stock will depend on the facts of his, her or its particular situation. You should consult your own tax adviser regarding the specific consequences of such an investment, including tax reporting requirements, the applicability of federal, state, local and foreign tax laws, eligibility for the benefits of any applicable income tax treaty and the effect of any possible changes in the tax laws.

NMFC's Election to be Taxed as a RIC

NMFC has elected to be treated, and intends to comply with the requirements to continue to qualify annually, as a RIC under Subchapter M of the Code. As a RIC, NMFC generally will not pay corporate-level federal income taxes on any income that NMFC timely distributes to its stockholders as dividends. Rather, dividends distributed by NMFC generally will be taxable to NMFC's stockholders, and any net operating losses, foreign tax credits and other tax attributes of NMFC generally will not pass through to NMFC's stockholders, subject to special rules for certain items such as net capital gains and qualified dividend income recognized by NMFC. See "— Taxation of U.S. Stockholders" and "— Taxation of Non-U.S. Stockholders" below.

To qualify as a RIC, NMFC must, among other things, meet certain source-of-income and asset diversification requirements (as described below). In addition, to qualify as a RIC, NMFC must distribute to its stockholders, for each taxable year, at least 90.0% of its "investment company taxable income", which is generally its net ordinary income plus the excess of realized net short-term capital gains over realized net long-term capital losses (the "Annual Distribution Requirement").

Taxation of NMFC as a RIC

If NMFC:

- qualifies as a RIC; and
- satisfies the Annual Distribution Requirement,

then NMFC will not be subject to federal income tax on the portion of its income that it timely distributes (or is deemed to timely distribute) to its stockholders. If NMFC fails to qualify as a RIC, it will be subject to federal income tax at the regular corporate rates on its income and capital gains.

NMFC will be subject to a 4.0% nondeductible federal excise tax on certain undistributed income unless NMFC distributes in a timely manner an amount at least equal to the sum of (1) 98.0% of its net ordinary income for each calendar year, (2) 98.2% of its capital gain net income

for the one-year period ending October 31 in that calendar year and (3) any income recognized, but not distributed and on which NMFC did not pay corporate-level income tax, in preceding years (the "Excise Tax Avoidance Requirement"). While NMFC intends to make distributions to its stockholders in each taxable year that will be sufficient to avoid any federal excise tax on its earnings, there can be no assurance that NMFC will be successful in entirely avoiding this tax.

In order to qualify as a RIC for federal income tax purposes, NMFC must, among other things:

- continue to qualify as a BDC under the 1940 Act at all times during each taxable year;
- derive in each taxable year at least 90.0% of its gross income from dividends, interest, payments with respect to loans of certain securities, gains from the sale of stock or other securities, net income from certain "qualified publicly traded partnerships", or other income derived with respect to NMFC's business of investing in such stock or securities (the "90.0% Income Test"); and
- diversify its holdings so that at the end of each quarter of the taxable year:
 - at least 50.0% of the value of NMFC's assets consists of cash, cash equivalents, U.S. government securities, securities of other RICs, and other securities if such other securities of any one issuer do not represent more than 5.0% of the value of NMFC's assets or more than 10.0% of the outstanding voting securities of the issuer; and
 - no more than 25.0% of the value of NMFC's assets is invested in the securities, other than U.S. government securities or securities of other RICs, of one issuer, of two or more issuers that are controlled, as determined under applicable Code rules, by NMFC and that are engaged in the same or similar or related trades or businesses or of certain "qualified publicly traded partnerships" (the "Diversification Tests").

As discussed above in "Formation Transactions and Related Agreements — Holding Company Structure", NMFC's sole asset is its direct ownership of common membership units in the Operating Company, and NMFC's only source of cash flow from operations is distributions from the Operating Company. As discussed below, the Operating Company expects to be treated for federal income tax purposes as a partnership in each taxable year (or portion thereof) during which the Operating Company has at least two members.

For federal income tax purposes, NMFC will take into account in each taxable year (or portion thereof) during which the Operating Company is treated as a partnership for such purposes, NMFC's allocable share of the Operating Company's items of income, gain, loss, deduction and credit, subject to the discussion in "— Investment in the Operating Company" below. If NMFC becomes the Operating Company's sole member, the Operating Company will be treated as a disregarded entity for federal income tax purposes, and NMFC will take into account all of the Operating Company's assets and items of income, gain, loss, deduction and credit for such purposes.

NMF SLF expects to be treated as a disregarded entity for federal income tax purposes. As a result, NMF SLF will itself not be subject to federal income tax and, for federal income tax purposes, the Operating Company will take into account all of NMF SLF's assets and items of income, gain, loss, deduction and credit. In the remainder of this discussion, except as otherwise indicated, references to the Operating Company include NMF SLF.

The Code mandates a partnership look-through rule in applying the 90.0% Income Test to a RIC that holds an interest in a partnership. Therefore, NMFC's allocable share of the Operating Company's income will be treated as qualifying income for purposes of the 90.0% Income Test to the extent that such income would be qualifying income if realized directly by NMFC in the same manner as such income was realized by the Operating Company.

You should be aware that the Code and applicable Treasury regulations do not contain an explicit partnership look-through rule for purposes of the Diversification Tests. However, analogous provisions in the tax law, general principles of partnership taxation and the purpose and intention of the tax laws governing RICs support partnership look-through treatment for this purpose. In addition, in Revenue Procedure 2001-57 (the "Revenue Procedure"), the IRS provided a safe harbor for a typical "master-feeder" structure pursuant to which a RIC that invests in an investment partnership (similar to the Operating Company) will be treated for purposes of the Diversification Tests as if the RIC directly invested in the assets held by such partnership, determined in accordance with the RIC's percentage ownership of the capital interests in such partnership, if the RIC meets certain requirements. Most importantly, the Revenue Procedure requires that, except as required by Section 1.704-3 of the Treasury regulations, the RIC's allocable share of each item of the partnership's income, gain, loss, deduction, and credit is proportionate to the RIC's percentage ownership of the capital interests in the partnership (the "Proportionate Allocation Requirement"). Although NMFC will not satisfy all of the requirements of the Revenue Procedure, NMFC will satisfy the Proportionate Allocation Requirement, which appears to be the main substantive requirement of the Revenue Procedure. The Revenue Procedure reflects the administrative interpretations of the IRS in rulings that have been issued to other taxpayers and the IRS's administrative practice in other revenue procedures. However, such administrative interpretations and practice do not constitute official precedent that is binding on a court or the IRS. Accordingly, although there is no authority directly applicable to NMFC and thus the matter is not free from doubt, it is expected that NMFC will be treated as if it directly invested in its pro rata share of the assets held by the Operating Company for purposes of the Diversification Tests. Nevertheless, there can be no assurance that the IRS will not successfully assert that NMFC does not meet the Diversification Tests because it is unable to look through to the Operating Company's assets for purposes of the Diversification Tests. In that case, NMFC would fail to qualify as a RIC and thus become subject to corporate-level federal income tax (and any applicable state and local taxes).

Subject to the foregoing, it is intended (1) that the Operating Company will be operated in a manner that enables NMFC to satisfy the 90.0% Income Test and the Diversification Tests on a look-through basis, and (2) that the distributions made by the Operating Company to its members will be sufficient to enable NMFC to satisfy the Annual Distribution Requirement and Excise Tax Avoidance Requirement, thereby enabling NMFC to continue to qualify and maintain its status as a RIC and avoid the 4.0% federal excise tax on its earnings. However, no assurance can be given in this regard.

For federal income tax purposes, NMFC will include in its taxable income its allocable share of certain amounts that the Operating Company has not yet received in cash. For example, if the Operating Company holds debt obligations that are treated under applicable tax rules as having original issue discount (such as debt instruments with PIK interest or, in certain cases, increasing interest rates or issued with warrants), NMFC must include in its taxable income in each year its allocable share of the portion of the original issue discount that accrues over the life of the obligation, regardless of whether cash representing such income is received by the Operating Company in the same taxable year. NMFC may also have to include in its taxable income its allocable share of other amounts that the Operating Company has not yet received in cash, such as accruals on a contingent payment debt instrument or deferred loan origination fees that are paid after origination of the loan or are paid in non-cash compensation such as warrants or stock. Because NMFC's allocable share of such original issue discount or other amounts accrued will be included in NMFC's investment company taxable income for the year of accrual and before the Operating Company receives any corresponding cash payments, NMFC may be required to make a distribution to its stockholders in order to satisfy the Annual Distribution Requirement, even though NMFC will not have received any corresponding distribution from the Operating Company.

Accordingly, to enable the Operating Company to make distributions to its members that will be sufficient to enable NMFC to satisfy the Annual Distribution Requirement, the Operating Company may need to sell some of the Operating Company's assets at times and/or at prices that the Operating Company would not consider advantageous, NMFC or the Operating Company may need to raise additional equity or debt capital or the Operating Company may need to forego new investment opportunities or otherwise take actions that are disadvantageous to the Operating Company's business (or be unable to take actions that are advantageous to the Operating Company's business). If the Operating Company or NMFC is unable to obtain cash from other sources to enable NMFC to satisfy the Annual Distribution Requirement, NMFC may fail to qualify for the federal income tax benefits allowable to RICs and, thus, become subject to a corporate-level federal income tax (and any applicable state and local taxes).

Because the Operating Company intends to use debt financing, the Operating Company may be prevented by financial covenants contained in the Holdings Credit Facility, the SLF Credit Facility and other debt financing agreements from making distributions to the Operating Company's members in certain circumstances. In addition, under the 1940 Act, the Operating Company is generally not permitted to make distributions to the Operating Company's members while the Operating Company's debt obligations and other senior securities are outstanding unless certain "asset coverage" tests are met. See "Regulation — Senior Securities". Limits on the Operating Company's distributions to its members may prevent NMFC from satisfying the Annual Distribution Requirement and, therefore, may jeopardize NMFC's qualification for taxation as a RIC, or subject NMFC to the 4.0% federal excise tax.

Although the Operating Company does not presently expect to do so, the Operating Company may borrow funds and sell assets in order to make distributions to its members that are sufficient for NMFC to satisfy the Annual Distribution Requirement. However, the Operating Company's ability to dispose of assets may be limited by (1) the illiquid nature of the Operating Company's portfolio and/or (2) other requirements relating to NMFC's status as a RIC, including the Diversification Tests. If the Operating Company disposes of assets in order for NMFC to meet the Annual Distribution Requirement or the Excise Tax Avoidance Requirement, the Operating Company may make such dispositions at times that, from an investment standpoint, are not advantageous.

A RIC is limited in its ability to deduct expenses in excess of its "investment company taxable income" (which is, generally, ordinary income plus the excess of realized net short-term capital gains over realized net long-term capital losses). If NMFC's expenses in a given year exceed NMFC's investment company taxable income, NMFC would experience a net operating loss for that year. However, a RIC is not permitted to carry forward net operating losses to subsequent years and such net operating losses do not pass through to its stockholders. In addition, expenses can be used only to offset investment company taxable income, not net capital gain. A RIC may not use any net capital losses (that is, realized capital losses in excess of realized capital gains) to offset the RIC's investment company taxable income, but may carry forward such losses, and use them to offset capital gains, indefinitely. Due to these limits on the deductibility of expenses and net capital losses, NMFC may for tax purposes have aggregate taxable income for several years that NMFC is required to distribute and that is taxable to its stockholders even if such income is greater than the aggregate net income NMFC actually earned during those years. Because NMFC will be a holding company, NMFC will only be able to make such required distributions on its common stock from distributions received from the Operating Company. Such distributions to NMFC may be made from the Operating Company's cash assets or by liquidation of the Operating Company's investments, if necessary. The Operating Company may recognize gains or losses from such liquidations. In the event the Operating Company recognizes net capital gains from such transactions, NMFC will be required to take into account its allocable share of such net capital gains (subject to the discussion in "— Investment in the Operating Company" below) and, consequently, you may receive a larger capital gain distribution than you would have received in the absence of such transactions.

Failure of NMFC to Qualify as a RIC

If NMFC fails to satisfy the 90.0% Income Test or the Diversification Tests for any taxable year or quarter of such taxable year, it may nevertheless continue to qualify as a RIC for such year if certain relief provisions of the Code apply (which may, among other things, require it to pay certain corporate-level federal taxes or to dispose of certain assets). If NMFC fails to qualify for treatment as a RIC and such relief provisions do not apply to NMFC, NMFC will be subject to federal income tax on all of its taxable income at regular corporate rates (and also will be subject to any applicable state and local taxes), regardless of whether NMFC makes any distributions to its stockholders. Distributions would not be required. However, if distributions were made, any such distributions would be taxable to its stockholders as ordinary dividend income and, subject to certain limitations under the Code, any such distributions would be eligible for the current 20.0% maximum rate applicable to non-corporate taxpayers to the extent of NMFC's current or accumulated earnings and profits. Subject to certain limitations under the Code, corporate distributees would be eligible for the dividends-received deduction. Distributions in excess of NMFC's current and accumulated earnings and profits would be treated first as a return of capital to the extent of the stockholder's tax basis, and any remaining distributions would be treated as a capital gain.

Subject to a limited exception applicable to RICs that qualified as such under Subchapter M of the Code for at least one year prior to disqualification and that requalify as a RIC no later than the second year following the non-qualifying year, NMFC could be subject to tax on any unrealized net built-in gains in the assets held by NMFC during the period in which NMFC failed to qualify as a RIC that are recognized during the ten-year period (or five-year period for taxable years beginning during 2013) after its requalification as a RIC, unless NMFC made a special election to pay corporate-level federal income tax on such built-in gain at the time of NMFC's requalification as a RIC. NMFC may decide to be taxed as a regular corporation even if NMFC would otherwise qualify as a RIC if NMFC determines that treatment as a corporation for a particular year would be in its best interests.

Investment in the Operating Company

As of March 31, 2011 (the cutoff date, subject to reasonable adjustments as determined by the Operating Company's board of directors), the total fair market value of the Operating Company's existing assets was estimated to exceed their total adjusted tax basis for federal income tax purposes by approximately \$31.4 million (such excess is referred to herein as the "net built-in gains"), comprised of approximately \$31.8 million of built-in gains and approximately \$0.4 million of built-in losses. Included in the \$31.4 million of net built-in gains was approximately \$1.9 million of built-in gains that was estimated to be attributable to Guardian Partners' existing assets. As discussed in more detail below, the structure resulting from the formation transactions is designed to generally prevent NMFC from recognizing taxable income in respect of the built-in gains in our existing assets (generally determined as of the cutoff date) with the result that any distributions made to NMFC's stockholders that are attributable to such built-in gains generally will not be treated as taxable dividends.

Taxation of the Operating Company

In general, a partnership (other than a publicly traded partnership taxable as a corporation) is not subject to federal income tax on its income. Rather, the partners of the partnership must report on their federal income tax returns their allocable share of the items of income, gain, loss, deduction and credit of the partnership, and are potentially subject to federal income tax thereon, without regard to whether the partners receive any distributions from the partnership. Generally, an entity with two or more members formed as a partnership or limited liability company under state law will be treated as a partnership for federal income tax purposes unless the entity specifically

elects to be taxable as a corporation. It is expected that the Operating Company will be treated for federal income tax purposes as a partnership for so long as the Operating Company has at least two members because the Operating Company was formed as a limited liability company under state law and will not elect to be taxable as a corporation.

However, an entity that would otherwise be classified as a partnership for federal income tax purposes may nonetheless be taxable as a corporation if it is a "publicly traded partnership". A partnership would be treated as a publicly traded partnership if its interests are traded on an established securities market or are readily tradable on a secondary market or a substantial equivalent thereof, within the meaning of applicable Treasury regulations. The LLC Agreement contains certain limitations on transfers and redemptions of the common membership units of the Operating Company that are intended to cause the Operating Company to qualify for an exemption from being a publicly traded partnership under one or more of the safe harbors contained in the applicable Treasury regulations. Accordingly, it is expected that the Operating Company will not be treated as a publicly traded partnership taxable as a corporation. Nevertheless, if for any reason the Operating Company were taxable as a corporation, NMFC would be treated as owning, as its sole asset, interests in a corporation. Consequently, NMFC would be unable to satisfy the Diversification Tests which, in turn, would prevent NMFC from qualifying as a RIC. See "— Failure of NMFC to Qualify as a RIC" for a discussion of the effect of NMFC's failure to meet the Diversification Tests for a taxable year. In addition, the Operating Company's income would be subject to corporate-level federal income tax.

This entire discussion (including the discussion above under "Taxation of NMFC as a RIC") assumes that the Operating Company will be treated as a partnership that is not a publicly traded partnership taxable as a corporation in each taxable year (or portion thereof) during which the Operating Company has at least two members.

Allocations of Income, Gain, Loss, Deduction and Credit

The LLC Agreement provides that, except as required by Section 704(c) of the Code and Section 1.704-3 of the Treasury regulations (discussed below), items of income, gain, loss, deduction and credit will be allocated to the members of the Operating Company, including NMFC, in proportion to the number of outstanding common membership units of the Operating Company held by each such member. It is expected that the allocations of these items provided for in the LLC Agreement will comply with the requirements regarding partnership allocations contained in Section 704(b) of the Code and the Treasury regulations. If the IRS were to determine that the allocations did not so comply, these items would be reallocated in accordance with the partners' interest in the partnership.

Tax Allocations With Respect to Certain Assets

Under Section 704(c) of the Code and Section 1.704-3 of the Treasury regulations, income, gain, loss and deduction attributable to an appreciated or depreciated asset that is contributed to a partnership in exchange for an interest in the partnership, or is attributable to an asset of the partnership that has been revalued on the books of the partnership, must be allocated in a manner so that the contributing partner, or the partners that held an interest in the partnership at the time of such revaluation, are allocated the tax gain or loss attributable to the unrealized gain or unrealized loss in the asset at the time of such contribution or revaluation. The amount of the unrealized gain or unrealized loss generally is equal to the difference (i.e., the book-tax difference) between the fair market value and the adjusted tax basis of the relevant asset at the time of contribution or revaluation, as adjusted from time to time. These allocations are designed so that the taxable gain or loss on an asset contributed or revalued is allocated to the partners that earned such gain or

loss for economic purposes. These allocations are solely for federal income tax purposes and do not affect the book capital accounts or other economic or legal arrangements among the partners.

For federal income tax purposes, Guardian AIV and New Mountain Guardian Partners, L.P. contributed assets with built-in gains and built-in losses to the Operating Company in exchange for common membership units of the Operating Company in connection with the formation transactions completed prior to the IPO. In certain circumstances, book-tax differences may arise as a result of a revaluation of the Operating Company's assets, including in connection with contributions by NMFC to the Operating Company of distributions reinvested by NMFC's stockholders under NMFC's dividend reinvestment plan. The LLC Agreement requires that allocations attributable to these assets be made in a manner consistent with Section 704(c) of the Code and Section 1.704-3 of the Treasury regulations.

It is expected that the built-in gains (determined as of the cutoff date subject to reasonable adjustments as determined by the Operating Company's board of directors) attributable to the assets contributed by Guardian AIV to the Operating Company, when recognized by the Operating Company for federal income tax purposes, either (i) will be allocated to AIV Holdings (and not NMFC) or (ii) will be allocated to NMFC to the extent attributable to common membership units of the Operating Company that NMFC acquired from AIV Holdings in exchange for shares of NMFC common stock, but that any such allocations of built-in gains to NMFC generally will be offset as a result of upward adjustments in NMFC's share of the Operating Company's tax basis in the assets contributed by Guardian AIV to the Operating Company arising as a result of NMFC's acquisition of such common membership units (as discussed below). Similarly, it is expected that the built-in gains (determined as of the cutoff date subject to reasonable adjustments as determined by the Operating Company's board of directors) attributable to the assets contributed by New Mountain Guardian Partners, L.P. to the Operating Company, when recognized by the Operating Company for federal income tax purposes, will be allocated to NMFC, but that, except as discussed below, any such allocations of built-in gains to NMFC will be offset as a result of upward adjustments in NMFC's share of the Operating Company's tax basis in the assets contributed by New Mountain Guardian Partners, L.P. to the Operating Company. Accordingly, except as discussed below, it is expected that the allocations of built-in gains to AIV Holdings and the upward adjustments in NMFC's share of the Operating Company's tax basis in its assets (in the case of assets contributed by Guardian AIV to the Operating Company, as a general matter, provided the value per share of the shares of NMFC common stock received by AIV Holdings in each exchange is not less than the cutoff NAV per unit of the Operating Company subject to any such adjustments referred to above) will generally prevent NMFC from recognizing taxable income in respect of the built-in gains in our existing assets (determined as of the cutoff date subject to any such adjustments referred to above), when such built-in gains are recognized by the Operating Company for federal income tax purposes, with the result that any distributions made to NMFC's stockholders that are attributable to such recognized built-in gains generally will not be treated as taxable dividends. It is expected that, under Section 704(c)(1)(C) of the Code, any built-in losses in our existing assets (determined as of the cut-off date) will not be allocable to either NMFC or AIV Holdings because neither of them will be treated as the "contributing partner" with respect to our existing assets.

Section 1.704-3 of the Treasury regulations provides a partnership with a choice of several methods of accounting for book-tax differences. The Operating Company has not yet decided what method will be used to account for book-tax differences attributable to assets contributed to the Operating Company by Guardian AIV and New Mountain Guardian Partners, L.P. It should be noted that the method selected by the Operating Company may result in a smaller amount of taxable loss or a greater amount of taxable gain being allocated to NMFC by the Operating Company as compared to other available methods. Any asset purchased by the Operating Company for cash after admission of NMFC to the Operating Company will initially have a tax basis equal to the asset's fair market value and, accordingly, Section 704(c) of the Code will not initially apply.

Distributions and Constructive Distributions

Distributions by the Operating Company to NMFC generally will not be taxable to NMFC. However, NMFC will have taxable income in the event that the amount of distributions that NMFC receives from the Operating Company, or the amount of any decrease in NMFC's share of the Operating Company's indebtedness (any such decrease being considered a constructive cash distribution to NMFC), exceeds NMFC's adjusted tax basis in its common membership units in the Operating Company. Such taxable income would normally be characterized as capital gain.

In the event that NMFC becomes the sole member of the Operating Company, the Operating Company will cease to be treated as a partnership for federal income tax purposes and will be deemed to liquidate (thereafter being treated as a disregarded entity for federal income tax purposes). It is not expected that NMFC would recognize loss as a result of this deemed liquidation. However, it is possible that, under certain circumstances, NMFC would recognize gain as a result of this deemed liquidation and would be required to make a distribution to its stockholders in respect of such gain to satisfy the Annual Distribution Requirement even though NMFC would not have received any corresponding cash payment. See the discussion above under "— Taxation of NMFC as a RIC". The rules applicable to determining tax basis in assets received in a liquidating distribution from a partnership could operate to cause NMFC's tax basis in such assets to differ from its proportionate share of the tax basis in such assets while held by the Operating Company. This could affect the amount of gain or loss recognized by NMFC as a result of the retirement, redemption, sale or other disposition of such assets.

Section 754 Election

The Operating Company has made an election under Section 754 of the Code. A Section 754 election is irrevocable without the consent of the IRS. This election generally permits a person that acquires an interest in a partnership by sale or exchange (such as NMFC when it acquires common membership units of the Operating Company from New Mountain Guardian Partners, L.P. and AIV Holdings, as discussed below) to adjust its share of the tax basis in the partnership's assets ("inside basis") pursuant to Section 743(b) of the Code to fair market value (as reflected by the consideration paid for the partnership interest), as if such person had acquired a direct interest in the partnership's assets. The Section 743(b) adjustment is attributed solely to the person that so acquires an interest in a partnership and is not added to the tax basis of the partnership's assets associated with all of the partners in the partnership. The calculations involved in applying the Section 754 election are complex. It is expected that the Operating Company will make such calculations on the basis of its determination as to the value of its assets and other matters.

As a result of the transfer of common membership units of the Operating Company to NMFC by New Mountain Guardian Partners, L.P. in connection with the formation transactions completed prior to the IPO, New Mountain Guardian Partners, L.P. made an election that resulted in the corporate partner of New Mountain Guardian Partners, L.P. recognizing its distributive share of the built-in gain inherent in such common membership units, which at the time of the formation transactions, was approximately 95.0% of the built-in gain inherent in such common membership units at that date. This election, along with the Section 754 election, is expected to result in an increase (determined at the cutoff date subject to reasonable adjustments as determined by the Operating Company's board of directors) in NMFC's share of the Operating Company's tax basis in the assets that were contributed by New Mountain Guardian Partners, L.P. to the Operating Company with built-in gains (as discussed above) by an amount equal to the built-in gain in such common membership units so recognized by the corporate partner of New Mountain Guardian Partners, L.P. This increase in tax basis is expected to offset allocations made to NMFC under Section 704(c) of the Code resulting from the Operating Company's recognition of built-in gains in

the assets that were contributed by New Mountain Guardian Partners, L.P. to the Operating Company (as discussed above).

It is also expected that the remaining distributive share of New Mountain Guardian Partners, L.P.'s built-in gain inherent in common membership units transferred by New Mountain Guardian Partners, L.P. to NMFC, which at the time of the formation transactions, was approximately 5.0% of the built-in gain inherent in such common membership units at that date, will not result in any increase in NMFC's share of the Operating Company's tax basis in the assets that were contributed by New Mountain Guardian Partners, L.P. to the Operating Company. Accordingly, it is expected that allocations made to NMFC under Section 704(c) of the Code resulting from the Operating Company's recognition of built-in gains in these assets will not be offset to this extent, with the result that any distributions made to NMFC's stockholders that are attributable to such recognized built-in gains generally will be treated as taxable dividends to this extent even though such distributions could represent a return of such stockholder's investment.

In addition, it is expected that, as a result of an exchange by AIV Holdings of common membership units of the Operating Company for shares of NMFC's common stock, NMFC's share of the Operating Company's tax basis in assets that were contributed to the Operating Company by Guardian AIV and have built-in gains as of the time of the exchange will be increased to reflect the value of the shares of NMFC's common stock received by AIV Holdings. This increase in tax basis is expected to generally offset allocations made after such exchange to NMFC under Section 704(c) of the Code resulting from the recognition of such built-in gains (as discussed above).

Tax Matters

NMFC will be the Operating Company's tax matters member and, as such, will have the authority to handle any tax audits of the Operating Company. Under the LLC Agreement, NMFC will generally be prohibited from taking any action in its capacity as tax matters member, which it knows (or would reasonably be expected to know) would (or would reasonably be expected to) have a significant adverse effect on AIV Holdings, Guardian AIV or Guardian AIV's partners. AIV Holdings will also have a consent right over NMFC's actions as the Operating Company's tax matters member if such action would have a significant adverse effect on AIV Holdings, Guardian AIV or Guardian AIV's partners.

The Operating Company has made an election under Section 754 of the Code and intends for such election to remain in effect for every year of the Operating Company during which the Operating Company is treated as a partnership for federal income tax purposes. The Operating Company's board of directors will have the authority to cause the Operating Company to make all other tax elections, and all decisions and positions taken with respect to the Operating Company's taxable income or tax loss (or items thereof) under the Code or other applicable tax law will be made in such manner as may be reasonably determined by the Operating Company's board of directors. Under the LLC Agreement, the Operating Company's board of directors will generally be prohibited from making tax elections or making any decision or taking any position with respect to allocations of taxable income that the Operating Company's board of directors knows (or would reasonably be expected to know) would (or would reasonably be expected to) adversely affect NMFC's status as a RIC or have a significant adverse effect on AIV Holdings, Guardian AIV or Guardian AIV's partners and a greater negative impact proportionally on the amount of taxable inclusions incurred by AIV Holdings with respect to income allocated to it by the Operating Company than if such election, decision or position had not been made or taken.

References in the remainder of this discussion to the tax consequences of NMFC investments and activities refer solely to the investments and activities of the Operating Company.

The Operating Company's Investments — General

Certain of the Operating Company's investment practices may be subject to special and complex federal income tax provisions that may, among other things, (1) treat dividends that would otherwise constitute qualified dividend income as non-qualified dividend income, (2) disallow, suspend or otherwise limit the allowance of certain losses or deductions, (3) convert lower-taxed long-term capital gain into higher-taxed short-term capital gain or ordinary income, (4) convert an ordinary loss or a deduction into a capital loss (the deductibility of which is more limited), (5) cause NMFC to recognize income or gain without receipt of a corresponding distribution of cash from the Operating Company, (6) adversely affect the time as to when a purchase or sale of stock or securities is deemed to occur, (7) adversely alter the characterization of certain complex financial transactions and (8) produce income that will not be qualifying income for purposes of the 90.0% Income Test. The Operating Company intends to monitor its transactions and may make certain tax elections to mitigate the potential adverse effect of these provisions, but there can be no assurance that any adverse effects of these provisions will be mitigated.

Passive Foreign Investment Companies

If the Operating Company purchases shares in a "passive foreign investment company" (a "PFIC"), NMFC may be subject to federal income tax on its allocable share of a portion of any "excess distribution" received on, or any gain from the disposition of, such shares even if NMFC's allocable share of such income is distributed by it as a taxable dividend to its stockholders. Additional charges in the nature of interest generally will be imposed on NMFC in respect of deferred taxes arising from any such excess distribution or gain. If the Operating Company invests in a PFIC and elects to treat the PFIC as a "qualified electing fund" under the Code (a "QEF"), in lieu of the foregoing requirements, NMFC will be required to include in income each year its allocable share of the Operating Company's proportionate share of the ordinary earnings and net capital gain of the QEF, even if such income is not distributed by the QEF. Alternatively, the Operating Company may be able to elect to mark-to-market at the end of each taxable year its shares in a PFIC; in this case, NMFC will recognize as ordinary income its allocable share of any increase in the value of such shares, and as ordinary loss its allocable share of any decrease in such value to the extent that any such decrease does not exceed prior increases included in its income. Under either election, NMFC may be required to recognize in a year income in excess of distributions from PFICs made by the Operating Company to NMFC and the Operating Company's proceeds from dispositions of PFIC stock during that year, and such income will nevertheless be subject to the Annual Distribution Requirement and will be taken into account for purposes of the 4.0% excise tax. See "— Taxation of NMFC as a RIC" above.

Foreign Currency Transactions

Under Section 988 of the Code, gains or losses attributable to fluctuations in exchange rates between the time the Operating Company accrues income, expenses or other liabilities denominated in a foreign currency and the time the Operating Company actually collects such income or pays such expenses or liabilities are generally treated as ordinary income or loss. Similarly, gains or losses on foreign currency forward contracts and the disposition of debt obligations denominated in a foreign currency, to the extent attributable to fluctuations in exchange rates between the acquisition and disposition dates, are also treated as ordinary income or loss.

The remainder of this discussion assumes that NMFC qualifies as a RIC for each taxable year.

Taxation of U.S. Stockholders

The following discussion only applies to U.S. stockholders. Prospective stockholders that are not U.S. stockholders should refer to "— Taxation of Non-U.S. Stockholders" below.

Distributions

Distributions by NMFC generally are taxable to U.S. stockholders as ordinary income or capital gains. Distributions of NMFC's "investment company taxable income" (which is, generally, NMFC's net ordinary income plus realized net short-term capital gains in excess of realized net long-term capital losses) will be taxable as ordinary income to U.S. stockholders to the extent of NMFC's current or accumulated earnings and profits, whether paid in cash or reinvested in additional common stock. To the extent that such distributions paid by NMFC to non-corporate stockholders (including individuals) are attributable to dividends from U.S. corporations and certain qualified foreign corporations, such distributions ("Qualifying Dividends") may be eligible for a current maximum tax rate of 20.0%. In this regard, it is anticipated that distributions paid by NMFC will generally not be attributable to dividends received by NMFC and, therefore, generally will not qualify for the 20.0% maximum rate applicable to Qualifying Dividends. Distributions of NMFC's net capital gains (which are generally NMFC's realized net long-term capital gains in excess of realized net short-term capital losses) properly reported by NMFC as "capital gain dividends" in written statements furnished to its stockholders will be taxable to a U.S. stockholder as long-term capital gains that are currently taxable at a current maximum rate of 20.0% in the case of individuals, trusts or estates, regardless of the U.S. stockholder's holding period for his, her or its common stock and regardless of whether paid in cash or reinvested in additional common stock. Distributions in excess of NMFC's earnings and profits first will reduce a U.S. stockholder's adjusted tax basis in such stockholder's common stock and, after the adjusted tax basis is reduced to zero, will constitute capital gains to such U.S. stockholder.

NMFC may retain some or all of its realized net long-term capital gains in excess of realized net short-term capital losses, but designate the retained net capital gain as a "deemed distribution". In that case, among other consequences, (i) NMFC will pay tax on the retained amount, (ii) each U.S. stockholder will be required to include his, her or its share of the deemed distribution in income as if it had been actually distributed to the U.S. stockholder, and (iii) the U.S. stockholder will be entitled to claim a credit equal to his, her or its allocable share of the tax paid thereon by NMFC. Because NMFC expects to pay tax on any retained net capital gains at the regular corporate tax rate, and because that rate is in excess of the maximum rate currently payable by individuals on long-term capital gains, the amount of tax that individual U.S. stockholders will be treated as having paid will exceed the tax they owe on the capital gain distribution and such excess generally may be refunded or claimed as a credit against the U.S. stockholder's other federal income tax obligations. The amount of the deemed distribution net of such tax will be added to the U.S. stockholder's cost basis for his, her or its common stock. In order to utilize the deemed distribution approach, NMFC must provide written notice to its stockholders prior to the expiration of 60 days after the close of the relevant taxable year. NMFC cannot treat any of its investment company taxable income as a "deemed distribution".

For purposes of determining (1) whether the Annual Distribution Requirement is satisfied for any year and (2) the amount of capital gain dividends paid for that year, NMFC may, under certain circumstances, elect to treat a dividend that is paid during the following taxable year as if it had been paid during the taxable year in question. If NMFC makes such an election, the U.S. stockholder will still be treated as receiving the dividend in the taxable year in which the distribution is made. However, any dividend declared by NMFC in October, November or December of any calendar year, payable to stockholders of record on a specified date in such a month and actually

paid during January of the following year, will be treated as if it had been received by its U.S. stockholders on December 31 of the year in which the dividend was declared.

If an investor purchases shares of NMFC's common stock shortly before the record date of a distribution, the price of the shares will include the value of the distribution and the investor will be subject to tax on the distribution even though economically it may represent a return of his, her or its investment.

NMFC will send to each of its U.S. stockholders, as promptly as possible after the end of each calendar year, a notice reporting the amounts includible in such U.S. stockholder's taxable income for such year as ordinary income and as long-term capital gain. In addition, the federal tax status of each year's distributions from NMFC generally will be reported to the IRS (including the amount of dividends, if any, that are Qualifying Dividends eligible for the current 20.0% maximum rate). Dividends paid by NMFC generally will not be eligible for the dividends-received deduction or the preferential tax rate applicable to Qualifying Dividends because NMFC's income generally will not consist of dividends. Distributions may also be subject to additional state, local and foreign taxes depending on a U.S. stockholder's particular situation.

Alternative Minimum Tax

As a RIC, NMFC will be subject to alternative minimum tax, also referred to as "AMT", but any items that are treated differently for AMT purposes must be apportioned between NMFC and its U.S. stockholders, and this may affect the U.S. stockholders' AMT liabilities. Although Treasury regulations explaining the precise method of apportionment have not yet been issued, such items will generally be apportioned in the same proportion that dividends paid to each U.S. stockholder bear to NMFC's taxable income (determined without regard to the dividends paid deduction), unless a different method for a particular item is warranted under the circumstances.

Dividend Reinvestment Plan

Under the dividend reinvestment plan, if a U.S. stockholder owns shares of NMFC's common stock registered in the U.S. stockholder's own name, the U.S. stockholder will have all cash distributions automatically reinvested in additional shares of NMFC's common stock unless the U.S. stockholder opts out of the dividend reinvestment plan by delivering a written, phone or internet notice to the plan administrator at least three days prior to the payment date of the next dividend or distribution. See "Dividend Reinvestment Plan". Any distributions reinvested under the plan will nevertheless remain taxable to the U.S. stockholder. The U.S. stockholder will have an adjusted tax basis in the additional shares of NMFC's common stock purchased through the plan equal to the amount of the reinvested distribution. The additional shares will have a new holding period commencing on the day following the day on which the shares are credited to the U.S. stockholder's account.

Dispositions

A U.S. stockholder generally will recognize taxable gain or loss if the U.S. stockholder sells or otherwise disposes of his, her or its shares of NMFC's common stock. The amount of gain or loss will be measured by the difference between such stockholder's adjusted tax basis in the common stock sold and the amount of the proceeds received in exchange. Any gain or loss arising from such sale or disposition generally will be treated as long-term capital gain or loss if the U.S. stockholder has held his, her or its shares for more than one year; otherwise, any such gain or loss will be classified as short-term capital gain or loss. However, any capital loss arising from the sale or disposition of shares of NMFC's common stock held for six months or less will be treated as long-term capital loss to the extent of the amount of capital gain dividends received, or

undistributed capital gain deemed received, with respect to such shares. In addition, all or a portion of any loss recognized upon a disposition of shares of NMFC's common stock may be disallowed if other shares of NMFC's common stock are purchased (whether through reinvestment of distributions or otherwise) within 30 days before or after the disposition. In general, non-corporate U.S. stockholders currently are subject to a current maximum federal income tax rate of 20.0% on their recognized net capital gain (i.e., the excess of realized net long-term capital gains over realized net short-term capital losses), including any long-term capital gain derived from an investment in shares of NMFC's common stock. Such rate is lower than the maximum rate on ordinary income currently payable by individuals. In addition, for taxable years beginning after December 31, 2012, individuals with income in excess of \$200,000 (\$250,000 in the case of married individuals filing jointly) and certain estates and trusts are subject to an additional 3.8% tax on their "net investment income", which generally includes net income from interest, dividends, annuities, royalties and rents, and net capital gains (other than certain amounts earned from trades or businesses). Corporate U.S. stockholders currently are subject to federal income tax on net capital gain at the maximum 35.0% rate also applied to ordinary income. Non-corporate U.S. stockholders with net capital losses for a year (i.e., capital losses in excess of capital gains) generally may deduct up to \$3,000 of such losses against their ordinary income each year; any net capital losses of a non-corporate U.S. stockholder in excess of \$3,000 generally may be carried forward and used in subsequent years as provided in the Code. Corporate U.S. stockholders generally may not deduct any net capital losses for a year, but may carry back such losses for three years or carry forward such losses for five years.

Tax Shelter Reporting Regulations

Under applicable Treasury regulations, if a U.S. stockholder recognizes a loss with respect to NMFC's common stock of \$2.0 million or more for a non-corporate U.S. stockholder or \$10.0 million or more for a corporate U.S. stockholder in any single taxable year (or a greater loss over a combination of years), the U.S. stockholder must file with the IRS a disclosure statement on Form 8886. Direct U.S. stockholders of portfolio securities are in many cases excepted from this reporting requirement, but under current guidance, U.S. stockholders of a RIC are not excepted. Future guidance may extend the current exception from this reporting requirement to U.S. stockholders of most or all RICs. The fact that a loss is reportable under these regulations does not affect the legal determination of whether the taxpayer's treatment of the loss is proper. U.S. stockholders should consult their own tax advisers to determine the applicability of these regulations in light of their individual circumstances.

Backup Withholding

NMFC may be required to withhold federal income tax ("backup withholding") from any distribution to a U.S. stockholder (other than a corporation, a financial institution, or a stockholder that otherwise qualifies for an exemption) (1) that fails to provide NMFC or the distribution paying agent with a correct taxpayer identification number or a certificate that such stockholder is exempt from backup withholding or (2) with respect to whom the IRS notifies NMFC that such stockholder has failed to properly report certain interest and dividend income to the IRS and to respond to notices to that effect. An individual's taxpayer identification number is his or her social security number. Any amount withheld under backup withholding is allowed as a credit against the U.S. stockholder's federal income tax liability, provided that proper information is timely provided to the IRS.

Taxation of Non-U.S. Stockholders

The following discussion applies only to Non-U.S. stockholders. Whether an investment in shares of NMFC's common stock is appropriate for a Non-U.S. stockholder will depend upon that person's particular circumstances. An investment in shares of NMFC's common stock by a Non-U.S. stockholder may have adverse tax consequences to such Non-U.S. stockholder. Non-U.S. stockholders should consult their tax advisers before investing in NMFC's common stock.

Distributions; Dispositions

Subject to the discussion in "— Recently Enacted Legislation" below, distributions of NMFC's "investment company taxable income" to Non-U.S. stockholders (including interest income and realized net short-term capital gains in excess of realized long-term capital losses, which generally would be free of withholding if paid to Non-U.S. stockholders directly) will be subject to withholding of federal income tax at a 30.0% rate (or lower rate provided by an applicable income tax treaty) to the extent of NMFC's current or accumulated earnings and profits, unless an applicable exception applies. If the distributions are effectively connected with a U.S. trade or business of the Non-U.S. stockholder (and, if required by an applicable income tax treaty, are attributable to a U.S. permanent establishment of the Non-U.S. stockholder), NMFC will not be required to withhold federal income tax if the Non-U.S. stockholder complies with applicable certification and disclosure requirements, although the distributions will be subject to federal income tax at the rates applicable to U.S. persons. (Special certification requirements apply to a Non-U.S. stockholder that is a foreign partnership or a foreign trust, and such entities are urged to consult their own tax advisers.)

In addition, dividends with respect to any taxable year of NMFC beginning on or before December 31, 2013 are not subject to withholding of federal income tax to the extent the dividends are reported by NMFC as "interest-related dividends" or "short-term capital gain dividends" in written statements furnished to its stockholders. Under this exemption, interest-related dividends and short-term capital gain dividends generally represent distributions of interest or short-term capital gains that would not have been subject to withholding of federal income tax at the source if they had been received directly by a foreign person, and that satisfy certain other requirements. No assurance can be given as to whether this exemption will be extended for taxable years after 2013. In addition, no assurance can be given as to whether any of NMFC's distributions will be eligible for this exemption from withholding tax or, if eligible, will be reported as such by NMFC. Subject to the discussion in "— Recently Enacted Legislation" below, actual or deemed distributions of NMFC's net capital gains to a Non-U.S. stockholder, and gains realized by a Non-U.S. stockholder upon the sale of NMFC's common stock, will not be subject to federal income or withholding tax unless the distributions or gains, as the case may be, are effectively connected with a U.S. trade or business of the Non-U.S. stockholder (and, if required by an applicable income tax treaty, are attributable to a U.S. permanent establishment of the Non-U.S. stockholder).

If NMFC distributes its net capital gains in the form of deemed rather than actual distributions, a Non-U.S. stockholder will be entitled to a federal income tax credit or tax refund equal to the stockholder's allocable share of the tax NMFC pays on the capital gains deemed to have been distributed. In order to obtain the refund, the Non-U.S. stockholder must obtain a U.S. taxpayer identification number and file a federal income tax return, even if the Non-U.S. stockholder would not otherwise be required to obtain a U.S. taxpayer identification number or file a federal income tax return. For a corporate Non-U.S. stockholder, both distributions (actual or deemed) and gains realized upon the sale of NMFC's common stock that are effectively connected with a U.S. trade or business may, under certain circumstances, be subject to an additional "branch profits tax" at a 30.0% rate (or at a lower rate if provided for by an applicable income tax treaty). Accordingly, investment in shares of NMFC's common stock may not be appropriate for a Non-U.S. stockholder.

Dividend Reinvestment Plan

Under NMFC's dividend reinvestment plan, if a Non-U.S. stockholder owns shares of NMFC's common stock registered in the Non-U.S. stockholder's own name, the Non-U.S. stockholder will have all cash distributions automatically reinvested in additional shares of NMFC's common stock unless it opts out of the dividend reinvestment plan by delivering a written, phone or internet notice to the plan administrator at least three days prior to the payment date of the next dividend or distribution. See "Dividend Reinvestment Plan". If the distribution is a distribution of NMFC's investment company taxable income, is not designated by NMFC as a short-term capital gain dividend or interest-related dividend, if applicable, and is not effectively connected with a U.S. trade or business of the Non-U.S. stockholder (or, if required by an applicable income tax treaty, is not attributable to a U.S. permanent establishment of the Non-U.S. stockholder), the amount distributed (to the extent of NMFC's current or accumulated earnings and profits) will be subject to withholding of federal income tax at a 30.0% rate (or lower rate provided by an applicable income tax treaty) and only the net after-tax amount will be reinvested in NMFC's common stock. If the distribution is effectively connected with a U.S. trade or business of the Non-U.S. stockholder (and, if required by an applicable income tax treaty, is attributable to a U.S. permanent establishment of the Non-U.S. stockholder), the full amount of the distribution generally will be reinvested in NMFC's common stock and will nevertheless be subject to federal income tax at the ordinary income rates applicable to U.S. persons. The Non-U.S. stockholder will have an adjusted tax basis in the additional shares of NMFC's common stock purchased through the plan equal to the amount of the reinvested distribution. The additional shares will have a new holding period commencing on the day following the day on which the shares are credited to the Non-U.S. stockholder's account.

Backup Withholding

A Non-U.S. stockholder who is a non-resident alien individual, and who is otherwise subject to withholding of federal income tax, will be subject to information reporting and may be subject to backup withholding of federal income tax on taxable distributions unless the Non-U.S. stockholder provides NMFC or the distribution paying agent with an IRS Form W-8BEN (or an acceptable substitute form) or otherwise meets documentary evidence requirements for establishing that it is a Non-U.S. stockholder or otherwise establishes an exemption from backup withholding.

Non-U.S. stockholders should consult their own tax advisers with respect to the federal income and withholding tax consequences, and state, local and foreign tax consequences, of an investment in shares of NMFC's common stock.

Recently Enacted Legislation

Recently enacted legislation generally imposes a 30.0% withholding tax on payments of certain types of income to foreign financial institutions that fail to enter into an agreement with the United States Treasury to report certain required information with respect to accounts held by United States persons (or held by foreign entities that have U.S. persons as substantial owners). The types of income subject to the tax include U.S. source dividends paid after December 31, 2013, and the gross proceeds from the sale of any property that could produce U.S. source dividends received after December 31, 2016. The information required to be reported includes the identity and taxpayer identification number of each account holder that is a U.S. person and transaction activity within the holder's account. In addition, subject to certain exceptions, this legislation also imposes a 30.0% withholding on payments to foreign entities that are not financial institutions unless the foreign entity certifies that it does not have a 10.0% or greater U.S. owner or provides the withholding agent with identifying information on each 10.0% or greater U.S. owner. When these provisions become effective, depending on the status of a Non-U.S. Holder and the status of the intermediaries through which they hold their units, Non-U.S. Holders could be subject to this 30.0%

withholding tax with respect to distributions on their shares of NMFC's common stock and proceeds from the sale of their shares of NMFC's common stock. Under certain circumstances, a Non-U.S. Holder might be eligible for refunds or credits of such taxes.

Certain State, Local and Foreign Tax Matters

We and NMFC's stockholders may be subject to state, local or foreign taxation in various jurisdictions in which we or they transact business, own property or reside. The state, local or foreign tax treatment of us and NMFC's stockholders may not conform to the federal income tax treatment discussed above. In particular, the Operating Company's investment in foreign securities may be subject to foreign withholding taxes and the Operating Company may be subject to the New York City Unincorporated Business Tax which is imposed at a 4.0% rate. The imposition of any such foreign, New York City or other taxes would reduce cash available for distribution to NMFC's stockholders, and NMFC's stockholders would not be entitled to claim a credit or deduction with respect to such taxes. Prospective investors should consult with their own tax advisers regarding the application and effect of state, local and foreign income and other tax laws on an investment in shares of NMFC's common stock.

REGULATION

NMFC and the Operating Company have elected to be treated as BDCs under the 1940 Act. The 1940 Act contains prohibitions and restrictions relating to investments by a BDC in another investment company and transactions between BDCs and their affiliates, principal underwriters and affiliates of those affiliates or underwriters. The 1940 Act requires that a majority of the directors be persons other than "interested persons", as that term is defined in the 1940 Act. In addition, the 1940 Act provides that NMFC and the Operating Company may not change the nature of our business so as to cease to be, or to withdraw their respective elections as, BDCs unless approved by a majority of our outstanding voting securities. The 1940 Act defines "a majority of the outstanding voting securities" as the lesser of (i) 67.0% or more of the voting securities present at a meeting if the holders of more than 50.0% of our outstanding voting securities are present or represented by proxy or (ii) more than 50.0% of our voting securities.

NMFC is relying on the provisions of Section 12(d)(1)(E) of the 1940 Act, which requires, among other things, that its investment in the Operating Company be its only asset and that its stockholders are entitled to vote on a "pass-through" basis with the Operating Company's other voting security holders.

NMFC may, to the extent permitted under the 1940 Act, issue additional equity capital, which would in turn increase the equity capital available to the Operating Company. NMFC will generally not be able to issue and sell its common stock at a price below net asset value per share. See "Risk Factors — Risks Relating to Our Business — Regulations governing the operations of business development companies will affect NMFC's ability to raise additional equity capital as well as the Operating Company's ability to issue senior securities or borrow for investment purposes, any or all of which could have a negative effect on our investment objectives and strategies". NMFC may, however, sell its common stock, or warrants, options or rights to acquire its common stock, at a price below the then-current net asset value of its common stock if its board of directors determines that such sale is in the best interests of NMFC and the best interests of its stockholders, and its stockholders approve such sale. In addition, NMFC may generally issue new shares of its common stock at a price below net asset value in rights offerings to existing stockholders, in payment of dividends and in certain other limited circumstances.

As a BDC, the Operating Company will not generally be permitted to invest in any portfolio company in which the Investment Adviser or any of its affiliates currently have an investment or to make any co-investments with the Investment Adviser or its affiliates without an exemptive order from the SEC. In addition, as BDCs, NMFC and the Operating Company are not permitted to issue stock or units in consideration for services.

Qualifying Assets

Under the 1940 Act, a BDC may not acquire any asset other than assets of the type listed in Section 55(a) of the 1940 Act, which are referred to as qualifying assets, unless, at the time the acquisition is made, qualifying assets represent at least 70.0% of the BDC's total assets. Since NMFC has no assets other than its ownership of units of the Operating Company and has no material long-term liabilities, NMFC looks to the Operating Company's assets for purposes of satisfying these requirements. The principal categories of qualifying assets relevant to our business are any of the following:

- 1) Securities purchased in transactions not involving any public offering from the issuer of such securities, which issuer (subject to certain limited exceptions) is an eligible portfolio company, or from any person who is, or has been during the preceding 13 months, an affiliated person of an eligible portfolio company, or from any other person, subject to

such rules as may be prescribed by the SEC. An eligible portfolio company is defined in the 1940 Act as any issuer which:

- (a) is organized under the laws of, and has its principal place of business in, the U.S.;
 - (b) is not an investment company (other than a small business investment company wholly-owned by the BDC) or a company that would be an investment company but for certain exclusions under the 1940 Act; and
 - (c) satisfies any of the following:
 - (i) does not have any class of securities that is traded on a national securities exchange;
 - (ii) has a class of securities listed on a national securities exchange, but has an aggregate market value of outstanding voting and non-voting common equity of less than \$250.0 million;
 - (iii) is controlled by a BDC or a group of companies including a BDC and the BDC has an affiliated person who is a director of the eligible portfolio company; or
 - (iv) is a small and solvent company having total assets of not more than \$4.0 million and capital and surplus of not less than \$2.0 million.
- 2) Securities of any eligible portfolio company that the Operating Company controls.
 - 3) Securities purchased in a private transaction from a U.S. issuer that is not an investment company or from an affiliated person of the issuer, or in transactions incident thereto, if the issuer is in bankruptcy and subject to reorganization or if the issuer, immediately prior to the purchase of its securities was unable to meet its obligations as they came prior to the purchase of its securities was unable to meet its obligations as they came due without material assistance other than conventional lending or financing arrangements.
 - 4) Securities of an eligible portfolio company purchased from any person in a private transaction if there is no ready market for such securities and the Operating Company already owns 60.0% of the outstanding equity of the eligible portfolio company.
 - 5) Securities received in exchange for or distributed on or with respect to securities described in (1) through (4) above, or pursuant to the exercise of warrants or rights relating to such securities.
 - 6) Cash, cash equivalents, U.S. government securities or high-quality debt securities maturing in one year or less from the time of investment.

In addition, a BDC must have been organized and have its principal place of business in the U.S. and must be operated for the purpose of making investments in the types of securities described in (1), (2) or (3) above.

As of September 30, 2012, 9.8% of the Operating Company's total assets were not qualifying assets.

Managerial Assistance to Portfolio Companies

In order to count portfolio securities as qualifying assets for the purpose of the 70.0% test, the Operating Company must either control the issuer of the securities or must offer to make available to the issuer of the securities (other than small and solvent companies described above) significant managerial assistance, except that, where the Operating Company purchases such securities in

conjunction with one or more other persons acting together, one of the other persons in the group may make available such managerial assistance. Making available managerial assistance means, among other things, any arrangement whereby the BDC offers to provide, and, if accepted, does so provide, significant guidance and counsel concerning the management, operations or business objectives and policies of a portfolio company. The Administrator or its affiliate provides such managerial assistance on the Operating Company's behalf to portfolio companies that request this assistance.

Temporary Investments

Pending investments in other types of qualifying assets, the Operating Company's investments may consist of cash, cash equivalents, U.S. government securities or high-quality debt securities maturing in one year or less from the time of investment (collectively, as "temporary investments"), so that 70.0% of the Operating Company's assets are qualifying assets. Typically, the Operating Company will invest in U.S. Treasury bills or in repurchase agreements, provided that such agreements are fully collateralized by cash or securities issued by the U.S. government or its agencies. A repurchase agreement involves the purchase by an investor, such as the Operating Company, of a specified security and the simultaneous agreement by the seller to repurchase it at an agreed-upon future date and at a price that is greater than the purchase price by an amount that reflects an agreed-upon interest rate. There is no percentage restriction on the proportion of the Operating Company's assets that may be invested in such repurchase agreements. However, if more than 25.0% of the Operating Company's total assets constitute repurchase agreements from a single counterparty, NMFC would not meet the Diversification Tests in order to qualify as a RIC for federal income tax purposes. Thus, the Operating Company does not intend to enter into repurchase agreements with a single counterparty in excess of this limit. The Investment Adviser will monitor the creditworthiness of the counterparties with which the Operating Company enters into repurchase agreement transactions.

Senior Securities

The Operating Company is permitted, under specified conditions, to issue multiple classes of debt and one class of membership units senior to its common membership units if the Operating Company's asset coverage, as defined in the 1940 Act, is at least equal to 200.0% immediately after each such issuance. In addition, while any senior securities remain outstanding (other than any indebtedness issued in consideration of a privately arranged loan, such as any indebtedness outstanding under the Holdings Credit Facility or the SLF Credit Facility), the New Mountain Finance Entities must make provisions to prohibit any distribution to their stockholders or unit holders, as applicable, or the repurchase of their equity securities unless the Operating Company meets the applicable asset coverage ratios at the time of the distribution or repurchase. The Operating Company may also borrow amounts up to 5.0% of the value of its total assets for temporary or emergency purposes without regard to its asset coverage. The Operating Company will include the assets and liabilities of NMF SLF for purposes of calculating the asset coverage ratio. For a discussion of the risks associated with leverage, see "Risk Factors — Risks Relating to Our Business — Regulations governing the operations of business development companies will affect NMFC's ability to raise additional equity capital as well as the Operating Company's ability to issue senior securities or borrow for investment purposes, any or all of which could have a negative effect on our investment objectives and strategies" and "— The Operating Company may borrow money, which could magnify the potential for gain or loss on amounts invested in us and increase the risk of investing in us".

Code of Ethics

The New Mountain Finance Entities have adopted codes of ethics pursuant to Rule 17j-1 under the 1940 Act that establishes procedures for personal investments and restricts certain personal securities transactions. Personnel subject to the codes may invest in securities for their personal investment accounts, including securities that may be purchased or held by the Operating Company so long as such investments are made in accordance with the codes' requirements. You may read and copy the codes of ethics at the SEC's Public Reference Room located at 100 F Street, N.E., Washington, District of Columbia 20549. You may obtain information on the operation of the Public Reference Room by calling the SEC at 1-800-SEC-0330, and copies of the codes of ethics may be obtained, after paying a duplication fee, by electronic request at the following e-mail address: publicinfo@sec.gov. In addition, the codes of ethics are available on the SEC's Internet site at <http://www.sec.gov>.

Compliance Policies and Procedures

The New Mountain Finance Entities and the Investment Adviser have adopted and implemented written policies and procedures reasonably designed to prevent violation of the federal securities laws and the New Mountain Finance Entities are required to review these compliance policies and procedures annually for their adequacy and the effectiveness of their implementation. The New Mountain Finance Entities' chief compliance officer is responsible for administering these policies and procedures.

Proxy Voting Policies and Procedures

The Operating Company has delegated its proxy voting responsibility to the Investment Adviser. The proxy voting policies and procedures of the Investment Adviser are set forth below. The guidelines will be reviewed periodically by the Investment Adviser and the Operating Company's non-interested directors, and, accordingly, are subject to change.

Introduction

As an investment adviser registered under the Advisers Act, the Investment Adviser has a fiduciary duty to act solely in the best interests of its clients. As part of this duty, it recognizes that it must vote the Operating Company's securities in a timely manner free of conflicts of interest and in the best interests of the New Mountain Finance Entities.

The policies and procedures for voting proxies for the investment advisory clients of the Investment Adviser are intended to comply with Section 206 of, and Rule 206(4)-6 under, the Advisers Act.

Proxy policies

The Investment Adviser will vote proxies relating to the Operating Company's securities in the best interest of the New Mountain Finance Entities. It will review on a case-by-case basis each proposal submitted for a stockholder vote to determine its impact on the portfolio securities held by the Operating Company. Although the Investment Adviser will generally vote against proposals that may have a negative impact on its clients' portfolio securities, it may vote for such a proposal if there exists compelling long-term reasons to do so.

The proxy voting decisions of the Investment Adviser are made by the senior officers who are responsible for monitoring each of its clients' investments. To ensure that its vote is not the product of a conflict of interest, it will require that: (a) anyone involved in the decision making process disclose to its chief compliance officer any potential conflict that he or she is aware of and any

contact that he or she has had with any interested party regarding a proxy vote; and (b) employees involved in the decision making process or vote administration are prohibited from revealing how the Investment Adviser intends to vote on a proposal in order to reduce any attempted influence from interested parties.

Proxy voting records

You may obtain, without charge, information regarding how the Operating Company voted proxies with respect to the Operating Company's portfolio securities by making a written request for proxy voting information to: Chief Compliance Officer, 787 Seventh Avenue, 48th Floor, New York, New York 10019.

Other

We will be periodically examined by the SEC for compliance with the 1940 Act.

We are required to provide and maintain a bond issued by a reputable fidelity insurance company to protect us against larceny and embezzlement. Furthermore, as BDCs, we will be prohibited from protecting any director or officer against any liability to us or our stockholders/unit holders arising from willful misfeasance, bad faith, gross negligence or reckless disregard of the duties involved in the conduct of such person's office.

Exchange Act and Sarbanes-Oxley Act Compliance

The Sarbanes-Oxley Act of 2002 imposes a variety of regulatory requirements on publicly-held companies and their insiders. Many of these requirements affect the New Mountain Finance Entities. For example:

- pursuant to Rule 13a-14 of the Exchange Act, the chief executive officer and chief financial officer of the New Mountain Finance Entities will be required to certify the accuracy of the financial statements contained in the New Mountain Finance Entities' periodic reports;
- pursuant to Item 307 of Regulation S-K, the New Mountain Finance Entities' periodic reports will be required to disclose their respective conclusions about the effectiveness of their disclosure controls and procedures;
- pursuant to Rule 13a-15 of the Exchange Act, beginning for the fiscal year ending December 31, 2012, the New Mountain Finance Entities' management will be required to prepare a report regarding their assessment of their respective internal control over financial reporting and will be required to obtain an audit of the effectiveness of internal control over financial reporting performed by their independent registered public accounting firm as of December 31, 2012; and
- pursuant to Item 308 of Regulation S-K and Rule 13a-15 of the Exchange Act, the New Mountain Finance Entities' periodic reports will be required to disclose whether there were significant changes in their respective internal controls over financial reporting or in other factors that could significantly affect these controls subsequent to the date of their evaluation, including any corrective actions with regard to significant deficiencies and material weaknesses.

The Sarbanes-Oxley Act of 2002 requires the New Mountain Finance Entities to review their current policies and procedures to determine whether they comply with the Sarbanes-Oxley Act of 2002 and the regulations promulgated thereunder. The New Mountain Finance Entities intend to monitor their compliance with all regulations that are adopted under the Sarbanes-Oxley Act of 2002 and will take actions necessary to ensure that they are in compliance therewith.

Fundamental Investment Policies

Neither the Operating Company's investment objective nor its investment policies are identified as fundamental. Accordingly, the Operating Company's investment objective and policies may be changed by the Operating Company without the approval of its unit holders.

NYSE Corporate Governance Regulations

The NYSE has adopted corporate governance regulations that listed companies must comply with. NMFC intends to be in compliance with such corporate governance listing standards applicable to BDCs. NMFC intends to monitor its compliance with all future listing standards and to take all necessary actions to ensure that it is in compliance therewith. On January 2, 2013, we received a letter of public reprimand from the NYSE indicating that NMFC had failed to comply with Section 204.12 of the NYSE Listed Company Manual requiring ten days prior notice of a record date, in connection with the announcement of a special dividend distribution. If NMFC were to be delisted by the NYSE, the liquidity of NMFC's common stock would be materially impaired.

PLAN OF DISTRIBUTION

We may offer, from time to time, in one or more offerings, up to \$250,000,000 of NMFC's common stock, in one or more underwritten public offerings, at-the-market offerings, negotiated transactions, block trades, best efforts or a combination of these methods. In addition, this prospectus relates to 18,393,938 shares of NMFC's common stock that may be sold by the selling stockholders identified under "Selling Stockholders". We may sell the shares through underwriters or dealers, directly to one or more purchasers through agents or through a combination of any such methods of sale. Any underwriter or agent involved in the offer and sale of the shares will be named in the applicable prospectus supplement. A prospectus supplement or supplements will also describe the terms of the offering of the shares, including: the purchase price of the shares and the proceeds we will receive from the sale; any options under which underwriters may purchase additional shares from us; any agency fees or underwriting discounts and other items constituting agents' or underwriters' compensation; the public offering price; any discounts or concessions allowed or re-allowed or paid to dealers; and any securities exchange or market on which the shares may be listed. Only underwriters named in the prospectus supplement will be underwriters of the shares offered by the prospectus supplement.

The distribution of the shares may be effected from time to time in one or more transactions at a fixed price or prices, which may be changed, at prevailing market prices at the time of sale, at prices related to such prevailing market prices, or at negotiated prices, provided, however, that the offering price per share of NMFC's common stock, less any underwriting commissions or discounts, must equal or exceed the net asset value per share of NMFC's common stock at the time of the offering except (i) with the prior approval of the majority of NMFC's common stockholders or (ii) under such other circumstances as the SEC may permit. The price at which shares may be distributed may represent a discount from prevailing market prices.

In connection with the sale of the shares, underwriters or agents may receive compensation from us or from purchasers of the shares, for whom they may act as agents, in the form of discounts, concessions or commissions. Underwriters may sell the shares to or through dealers and such dealers may receive compensation in the form of discounts, concessions or commissions from the underwriters and/or commissions from the purchasers for whom they may act as agents. Underwriters, dealers and agents that participate in the distribution of the shares may be deemed to be underwriters under the Securities Act, and any discounts and commissions they receive from us and any profit realized by them on the resale of the shares may be deemed to be underwriting discounts and commissions under the Securities Act. Any such underwriter or agent will be identified and any such compensation received from us will be described in the applicable prospectus supplement. The maximum aggregate commission or discount to be received by any member of FINRA or independent broker-dealer, including any reimbursements to underwriters or agents for certain fees and legal expenses incurred by them, will not be greater than 10.0% of the gross proceeds of the sale of shares offered pursuant to this prospectus and any applicable prospectus supplement.

Any underwriter may engage in over-allotment, stabilizing transactions, short-covering transactions and penalty bids in accordance with Regulation M under the Exchange Act. Over-allotment involves sales in excess of the offering size, which create a short position. Stabilizing transactions permit bids to purchase the underlying security so long as the stabilizing bids do not exceed a specified maximum price. Syndicate-covering or other short-covering transactions involve purchases of the shares, either through exercise of the option to purchase additional shares from us or in the open market after the distribution is completed, to cover short positions. Penalty bids permit the underwriters to reclaim a selling concession from a dealer when the shares originally sold by the dealer are purchased in a stabilizing or covering transaction to cover short positions.

Those activities may cause the price of the shares to be higher than it would otherwise be. If commenced, the underwriters may discontinue any of the activities at any time.

Any underwriters that are qualified market makers on the NYSE may engage in passive market making transactions in NMFC's common stock on the NYSE in accordance with Regulation M under the Exchange Act, during the business day prior to the pricing of the offering, before the commencement of offers or sales of NMFC's common stock. Passive market makers must comply with applicable volume and price limitations and must be identified as passive market makers. In general, a passive market maker must display its bid at a price not in excess of the highest independent bid for such security; if all independent bids are lowered below the passive market maker's bid, however, the passive market maker's bid must then be lowered when certain purchase limits are exceeded. Passive market making may stabilize the market price of the shares at a level above that which might otherwise prevail in the open market and, if commenced, may be discontinued at any time.

We may sell shares directly or through agents we designate from time to time. We will name any agent involved in the offering and sale of shares and we will describe any commissions we will pay the agent in the prospectus supplement. Unless the prospectus supplement states otherwise, our agent will act on a best-efforts basis for the period of its appointment.

Under agreements that we may enter, underwriters, dealers and agents who participate in the distribution of shares of our shares may be entitled to indemnification by us against certain liabilities, including liabilities under the Securities Act, or contribution with respect to payments that the agents or underwriters may make with respect to these liabilities. Underwriters, dealers and agents may engage in transactions with, or perform services for, us in the ordinary course of business.

If so indicated in the applicable prospectus supplement, we will authorize underwriters or other persons acting as our agents to solicit offers by certain institutions to purchase our shares from us pursuant to contracts providing for payment and delivery on a future date. Institutions with which such contracts may be made include commercial and savings banks, insurance companies, pension funds, investment companies, educational and charitable institutions and others, but in all cases such institutions must be approved by us. The obligations of any purchaser under any such contract will be subject to the condition that the purchase of our shares shall not at the time of delivery be prohibited under the laws of the jurisdiction to which such purchaser is subject. The underwriters and such other agents will not have any responsibility in respect of the validity or performance of such contracts. Such contracts will be subject only to those conditions set forth in the prospectus supplement, and the prospectus supplement will set forth the commission payable for solicitation of such contracts.

We may enter into derivative transactions with third parties, or sell shares not covered by this prospectus to third parties in privately negotiated transactions. If the applicable prospectus supplement indicates, in connection with those derivatives, the third parties may sell shares covered by this prospectus and the applicable prospectus supplement, including in short sale transactions. If so, the third party may use shares pledged by us or borrowed from us or others to settle those sales or to close out any related open borrowings of stock, and may use shares received from us in settlement of those derivatives to close out any related open borrowings of stock. The third parties in such sale transactions will be underwriters and, if not identified in this prospectus, will be identified in the applicable prospectus supplement.

In order to comply with the securities laws of certain states, if applicable, our shares offered hereby will be sold in such jurisdictions only through registered or licensed brokers or dealers.

SAFEKEEPING AGENT, TRANSFER AND DISTRIBUTION PAYING AGENT AND REGISTRAR

The Operating Company maintains custody of its assets in accordance with the requirements of Rule 17f-2 under the 1940 Act. Also in accordance with this rule, the Operating Company's portfolio securities are held under a safekeeping agreement, by Wells Fargo Bank, National Association, which is a bank whose functions and physical facilities are supervised by federal or state authority. The address of the safekeeping agent is: 9062 Old Annapolis Road, Columbia, Maryland 21045. American Stock Transfer & Trust Company, LLC acts as NMFC's transfer agent, distribution paying agent and registrar. The principal address of the transfer agent is 6201 15th Avenue, Brooklyn, New York 11219, telephone number: (800) 937-5449.

BROKERAGE ALLOCATION AND OTHER PRACTICES

Since the Operating Company generally acquires and disposes of its investments in privately negotiated transactions, we expect that it will infrequently use brokers in the normal course of its business. Subject to policies established by the Operating Company's board of directors, the Investment Adviser is primarily responsible for the execution of the publicly-traded securities portion of the Operating Company's portfolio transactions and the allocation of brokerage commissions. The Investment Adviser does not execute transactions through any particular broker or dealer, but seeks to obtain the best net results, taking into account such factors as price (including the applicable brokerage commission or dealer spread), size of order, difficulty of execution, and operational facilities of the firm and the firm's risk and skill in positioning blocks of securities. While the Investment Adviser generally seeks reasonably competitive trade execution costs, the Operating Company will not necessarily pay the lowest spread or commission available. Subject to applicable legal requirements, the Investment Adviser may select a broker based partly upon brokerage or research services provided to the Investment Adviser and the Operating Company and any other clients. In return for such services, the Operating Company may pay a higher commission than other brokers would charge if the Investment Adviser determines in good faith that such commission is reasonable in relation to the services provided.

LEGAL MATTERS

Certain legal matters regarding the shares of common stock offered hereby will be passed upon for us by Sutherland Asbill & Brennan LLP, Washington, D.C. Certain legal matters in connection with the offering will be passed upon for the underwriters, if any, by the counsel named in the applicable prospectus supplement.

INDEPENDENT REGISTERED PUBLIC ACCOUNTING FIRM

With respect to the unaudited interim financial information of New Mountain Finance Holdings, L.L.C. as of September 30, 2012 and for the three and nine month periods ended September 30, 2012 and 2011, and of New Mountain Finance Corporation and New Mountain Finance AIV Holdings Corporation as of September 30, 2012 and for the three and nine month periods then ended, the three months ended September 30, 2011 and the period May 19, 2011 to September 30, 2011, which is included in this prospectus supplement, Deloitte & Touche LLP, an independent registered public accounting firm, has applied limited procedures in accordance with the standards of the Public Company Accounting Oversight Board (United States) for a review of such information. However, as stated in their reports included in this prospectus supplement, they did not audit and they do not express an opinion on that interim financial information. Accordingly, the degree of reliance on their reports on such information should be restricted in light of the limited nature of the review procedures applied. Deloitte & Touche LLP are not subject to the liability provisions of Section 11 of the Securities Act of 1933 for their reports on the unaudited interim financial information because those reports are not "reports" or a "part" of the Registration

Statement prepared or certified by an accountant within the meaning of Sections 7 and 11 of the Act.

The financial statements of New Mountain Finance Holdings, L.L.C. as of December 31, 2011 and 2010 and for each of the three years ended December 31, 2011, and the financial statements of New Mountain Finance Corporation and New Mountain Finance AIV Holdings Corporation as of December 31, 2011 and for the period from May 19, 2011 (Commencement of Operations) to December 31, 2011, including the Senior Securities table included in this prospectus have been audited by Deloitte & Touche LLP, an independent registered public accounting firm, as stated in their reports appearing herein and elsewhere in the Registration Statement. Such financial statements and information included in the Senior Securities table as of December 31, 2011, 2010 and 2009 have been so included in reliance upon the reports of such firm, given their authority as experts in accounting and auditing.

The principal business address of Deloitte & Touche LLP is 2 World Financial Center, New York, New York 10281.

AVAILABLE INFORMATION

We have filed with the SEC a registration statement on Form N-2, together with all amendments and related exhibits, under the Securities Act, with respect to the shares of common stock offered by this prospectus. The registration statement contains additional information about NMFC and the shares of common stock being offered by this prospectus.

We are required to file with or submit to the SEC annual, quarterly and current reports, proxy statements and other information meeting the informational requirements of the Exchange Act. You may inspect and copy these reports, proxy statements and other information, as well as the registration statement and related exhibits and schedules, at the Public Reference Room of the SEC at 100 F Street, N.E., Washington, District of Columbia 20549. You may obtain information on the operation of the Public Reference Room by calling the SEC at 1-800-SEC-0330. The SEC maintains an internet site that contains reports, proxy and information statements and other information filed electronically by us with the SEC, which are available on the SEC's website at <http://www.sec.gov>. Copies of these reports, proxy and information statements and other information may be obtained, after paying a duplicating fee, by electronic request at the following e-mail address: publicinfo@sec.gov, or by writing the SEC's Public Reference Section, 100 F Street, N.E., Washington, District of Columbia 20549. This information will also be available free of charge by contacting us at 787 Seventh Avenue, 48th Floor, New York, New York 10019, by telephone at (212) 720-0300, or on our website at <http://www.newmountainfinance.com>. Information contained on our website or on the SEC's web site about us is not incorporated into this prospectus and you should not consider information contained on our website or on the SEC's website to be part of this prospectus.

PRIVACY NOTICE

Your privacy is very important to us. This Privacy Notice sets forth our policies with respect to non-public personal information about our shareholders and prospective and former shareholders. These policies apply to shareholders of NMFC and may be changed at any time, provided a notice of such change is given to you. This notice supersedes any other privacy notice you may have received from us.

We will safeguard, according to strict standards of security and confidentiality, all information we receive about you. The only information we collect from you is your name, address, number of shares you hold and your social security number. This information is used only so that we can send

you annual reports and other information about us, and send you proxy statements or other information required by law.

We do not share this information with any non-affiliated third party except as described below.

- *Authorized Employees of our Investment Adviser.* It is our policy that only authorized employees of our investment adviser who need to know your personal information will have access to it.
- *Service Providers.* We may disclose your personal information to companies that provide services on our behalf, such as recordkeeping, processing your trades, and mailing you information. These companies are required to protect your information and use it solely for the purpose for which they received it.
- *Courts and Government Officials.* If required by law, we may disclose your personal information in accordance with a court order or at the request of government regulators. Only that information required by law, subpoena, or court order will be disclosed.

We seek to carefully safeguard your private information and, to that end, restrict access to non-public personal information about you to those employees and other persons who need to know the information to enable us to provide services to you. We maintain physical, electronic and procedural safeguards to protect your non-public personal information.

If you have any questions regarding this policy or the treatment of your non-public personal information, please contact our Chief Compliance Officer at (212) 655-0024.

INDEX TO FINANCIAL STATEMENTS

| | <u>PAGE</u> |
|---|-------------|
| INTERIM FINANCIAL STATEMENTS FOR THE QUARTER ENDED SEPTEMBER 30, 2012 | |
| New Mountain Finance Holdings, L.L.C. | |
| <u>Consolidated Statements of Assets, Liabilities and Members' Capital as of September 30, 2012 (unaudited) and December 31, 2011</u> | F-3 |
| <u>Consolidated Statements of Operations for the three months and nine months ended September 30, 2012 (unaudited) and September 30, 2011 (unaudited)</u> | F-4 |
| <u>Consolidated Statements of Changes in Members' Capital for the nine months ended September 30, 2012 (unaudited) and September 30, 2011 (unaudited)</u> | F-5 |
| <u>Consolidated Statements of Cash Flows for the nine months ended September 30, 2012 (unaudited) and September 30, 2011 (unaudited)</u> | F-6 |
| <u>Consolidated Schedule of Investments as of September 30, 2012 (unaudited)</u> | F-7 |
| <u>Consolidated Schedule of Investments as of December 31, 2011</u> | F-13 |
| New Mountain Finance Corporation | |
| <u>Statement of Assets and Liabilities as of September 30, 2012 (unaudited) and December 31, 2011</u> | F-18 |
| <u>Statements of Operations for the three months ended September 30, 2012 (unaudited) and September 30, 2011 (unaudited), the nine months ended September 30, 2012 (unaudited) and from May 19, 2011 (commencement of operations) to September 30, 2011 (unaudited)</u> | F-19 |
| <u>Statement of Changes in Net Assets for the nine months ended September 30, 2012 (unaudited) and from May 19, 2011 (commencement of operations) to September 30, 2011 (unaudited)</u> | F-20 |
| <u>Statement of Cash Flows for the nine months ended September 30, 2012 (unaudited) and from May 19, 2011 (commencement of operations) to September 30, 2011 (unaudited)</u> | F-21 |
| New Mountain Finance AIV Holdings Corporation | |
| <u>Statement of Assets and Liabilities as of September 30, 2012 (unaudited) and December 31, 2011</u> | F-22 |
| <u>Statements of Operations for the three months ended September 30, 2012 (unaudited) and September 30, 2011 (unaudited), the nine months ended September 30, 2012 (unaudited) and from May 19, 2011 (commencement of operations) to September 30, 2011 (unaudited)</u> | F-23 |
| <u>Statement of Changes in Net Assets for the nine months ended September 30, 2012 (unaudited) and from May 19, 2011 (commencement of operations) to September 30, 2011 (unaudited)</u> | F-24 |
| <u>Statement of Cash Flows for the nine months ended September 30, 2012 (unaudited) and from May 19, 2011 (commencement of operations) to September 30, 2011 (unaudited)</u> | F-25 |
| <u>Combined Notes to the Consolidated Financial Statements for New Mountain Finance Holdings, L.L.C., the Financial Statements of New Mountain Finance Corporation and the Financial Statements of New Mountain Finance AIV Holdings Corporation</u> | F-26 |
| <u>Reports of Independent Registered Public Accounting Firm</u> | F-69 |
| AUDITED FINANCIAL STATEMENTS | |
| <u>Reports of Independent Registered Public Accounting Firm</u> | F-70 |
| New Mountain Finance Holdings, L.L.C. | |
| <u>Consolidated Statements of Assets, Liabilities and Members' Capital as of December 31, 2011 and December 31, 2010</u> | F-73 |

| | <u>PAGE</u> |
|--|--------------------|
| <u>Consolidated Statements of Operations for the years ended December 31, 2011, December 31, 2010 and December 31, 2009</u> | F-74 |
| <u>Consolidated Statements of Changes in Members' Capital for the years ended December 31, 2011, December 31, 2010 and December 31, 2009</u> | F-75 |
| <u>Consolidated Statements of Cash Flows for the years ended December 31, 2011, December 31, 2010 and December 31, 2009</u> | F-76 |
| <u>Consolidated Schedule of Investments as of December 31, 2011</u> | F-77 |
| <u>Consolidated Schedule of Investments as of December 31, 2010</u> | F-82 |
| New Mountain Finance Corporation | |
| <u>Statement of Assets and Liabilities as of December 31, 2011</u> | F-86 |
| <u>Statements of Operations for May 19, 2011 (commencement of operations) to December 31, 2011</u> | F-87 |
| <u>Statement of Changes in Net Assets for May 19, 2011 (commencement of operations) to December 31, 2011</u> | F-88 |
| <u>Statement of Cash Flows for May 19, 2011 (commencement of operations) to December 31, 2011</u> | F-89 |
| New Mountain Finance AIV Holdings Corporation | |
| <u>Statement of Assets and Liabilities as of December 31, 2011</u> | F-90 |
| <u>Statements of Operations for May 19, 2011 (commencement of operations) to December 31, 2011</u> | F-91 |
| <u>Statement of Changes in Net Assets for May 19, 2011 (commencement of operations) to December 31, 2011</u> | F-92 |
| <u>Statement of Cash Flows for May 19, 2011 (commencement of operations) to December 31, 2011</u> | F-93 |
| <u>Combined Notes to the Consolidated Financial Statements for New Mountain Finance Holdings, L.L.C., the Financial Statements of New Mountain Finance Corporation and the Financial Statements of New Mountain Finance AIV Holdings Corporation</u> | F-94 |

New Mountain Finance Holdings, L.L.C.

Consolidated Statements of Assets, Liabilities and Members' Capital

| | <u>September 30, 2012</u> (unaudited) | <u>December 31, 2011</u> |
|---|--|--------------------------|
| Assets | | |
| Investments at fair value (cost of \$844,524,713 and \$699,864,784, respectively) | \$ 858,884,178 | \$ 703,513,560 |
| Cash and cash equivalents | 12,670,690 | 15,318,811 |
| Interest and dividend receivable | 8,579,017 | 7,307,092 |
| Deferred credit facility costs (net of accumulated amortization of \$1,680,588 and \$855,955, respectively) | 5,317,053 | 3,713,739 |
| Receivable from affiliate | 170,909 | 369,017 |
| Other assets | 1,206,326 | 356,486 |
| Total assets | <u>\$ 886,828,173</u> | <u>\$ 730,578,705</u> |
| Liabilities | | |
| SLF Credit Facility | 200,000,000 | 165,928,000 |
| Holdings Credit Facility | 135,664,913 | 129,037,813 |
| Payable for unsettled securities purchased | 19,800,000 | 7,604,931 |
| Incentive fee payable | 6,525,063 | 2,317,328 |
| Management fee payable | 2,767,648 | 2,200,354 |
| Interest payable | 580,796 | 1,747,095 |
| Payable to affiliate | 22,728 | — |
| Other liabilities | 1,112,085 | 1,241,366 |
| Total liabilities | <u>366,473,233</u> | <u>310,076,887</u> |
| Members' Capital | <u>520,354,940</u> | <u>420,501,818</u> |
| Total liabilities and members' capital | <u>\$ 886,828,173</u> | <u>\$ 730,578,705</u> |
| Outstanding common membership units | 36,912,573 | 30,919,629 |
| Capital per unit | \$ 14.10 | \$ 13.60 |

The accompanying notes are an integral part of these consolidated financial statements.

New Mountain Finance Holdings, L.L.C.

Consolidated Statements of Operations
(unaudited)

| | Three months ended | | Nine months ended | |
|---|-----------------------|------------------------|-----------------------|-----------------------|
| | September 30, 2012 | September 30, 2011 | September 30, 2012 | September 30, 2011 |
| Investment income | | | | |
| Interest income | \$ 21,362,055 | \$ 14,860,750 | \$ 60,087,281 | \$ 38,838,944 |
| Dividend income | 215,160 | — | 215,160 | — |
| Other income | 174,515 | 207,831 | 770,313 | 557,648 |
| Total investment income | 21,751,730 | 15,068,581 | 61,072,754 | 39,396,592 |
| Expenses | | | | |
| Incentive fee | 5,561,173 | 700,610 | 11,693,825 | 1,205,003 |
| Management fee | 2,767,649 | 1,930,140 | 7,887,506 | 2,737,649 |
| Interest and other credit facility expenses | 2,401,847 | 1,686,113 | 7,286,164 | 4,767,013 |
| Administrative expenses (net of reimbursable expenses of \$267,973, \$218,396, \$850,816 and \$398,651, respectively) | 276,277 | 314,250 | 753,021 | 517,668 |
| Professional fees (net of reimbursable expenses of \$170,909, \$816,530, \$535,771 and \$946,716, respectively) | 233,561 | 55,138 | 742,934 | 624,972 |
| Other general and administrative expenses | 375,777 | 380,612 | 1,014,660 | 559,180 |
| Total expenses | 11,616,284 | 5,066,863 | 29,378,110 | 10,411,485 |
| Net investment income | 10,135,446 | 10,001,718 | 31,694,644 | 28,985,107 |
| Net realized gains on investments | 1,615,032 | 1,402,671 | 14,590,819 | 13,954,834 |
| Net change in unrealized appreciation (depreciation) of investments | 10,494,213 | (22,657,239) | 10,710,689 | (29,119,352) |
| Net increase (decrease) in capital resulting from operations | \$ 22,244,691 | \$ (11,252,850) | \$ 56,996,152 | \$ 13,820,589 |

The accompanying notes are an integral part of these consolidated financial statements.

New Mountain Finance Holdings, L.L.C.

Consolidated Statements of Changes in Members' Capital
(unaudited)

| | Nine months ended | |
|---|-----------------------|-----------------------|
| | September 30, 2012 | September 30, 2011 |
| Increase (decrease) in members' capital resulting from operations: | | |
| Net investment income | \$ 31,694,644 | \$ 28,985,107 |
| Net realized gains on investments | 14,590,819 | 13,954,834 |
| Net change in unrealized appreciation (depreciation) of investments | 10,710,689 | (29,119,352) |
| Net increase in members' capital resulting from operations | <u>56,996,152</u> | <u>13,820,589</u> |
| Distributions | — | (10,249,155) |
| Contributions | — | 65,429,677 |
| Net proceeds from issuance of members' units | 82,299,574 | 129,864,997 |
| Dividends declared | (40,046,256) | (17,314,992) |
| Offering costs | (376,559) | (11,557,173) |
| Reinvestment of dividends | 980,211 | — |
| Net increase in members' capital | <u>99,853,122</u> | <u>169,993,943</u> |
| Members' capital at beginning of period | 420,501,818 | 241,927,261 |
| Members' capital at end of period | <u>\$ 520,354,940</u> | <u>\$ 411,921,204</u> |

The accompanying notes are an integral part of these consolidated financial statements.

New Mountain Finance Holdings, L.L.C.

Consolidated Statements of Cash Flows
(unaudited)

| | Nine months ended | |
|---|---------------------------|---------------------------|
| | September 30, 2012 | September 30, 2011 |
| Cash flows from operating activities | | |
| Net increase in members' capital resulting from operations | \$ 56,996,152 | \$ 13,820,589 |
| Adjustments to reconcile net (increase) decrease in capital resulting from operations to net cash (used in) provided by operating activities: | | |
| Net realized gains on investments | (14,590,819) | (13,954,834) |
| Net change in unrealized (appreciation) depreciation of investments | (10,710,689) | 29,119,352 |
| Amortization of purchase discount | (4,548,871) | (5,048,033) |
| Amortization of deferred credit facility costs | 824,634 | 540,957 |
| Non-cash interest income | (888,438) | (957,171) |
| (Increase) decrease in operating assets: | | |
| Purchase of investments | (392,161,971) | (355,424,928) |
| Proceeds from sales and paydowns of investments | 268,370,176 | 182,264,633 |
| Cash received for purchase of undrawn portion of revolving credit facility | — | 1,260,000 |
| Cash paid for drawn revolvers | (10,710,000) | (535,593) |
| Cash repayments on drawn revolvers | 9,870,000 | — |
| Interest and dividend receivable | (1,271,925) | (3,753,482) |
| Receivable from unsettled securities sold | — | (6,755,000) |
| Receivable from affiliate | 198,108 | (1,003,530) |
| Other assets | (641,517) | (515,714) |
| Increase (decrease) in operating liabilities: | | |
| Payable for unsettled securities purchased | 12,195,069 | (94,462,500) |
| Incentive fee payable | 4,207,735 | 700,610 |
| Management fee payable | 567,294 | 1,930,140 |
| Interest payable | (1,166,299) | 416,448 |
| Payable to affiliate | 22,728 | (202,180) |
| Other liabilities | (322,345) | 525,198 |
| Net cash flows (used in) provided by operating activities | (83,760,978) | (252,035,038) |
| Cash flows from financing activities | | |
| Contributions | — | 65,429,677 |
| Distributions | — | (10,249,155) |
| Net proceeds from issuance of members' units | 82,299,574 | 129,864,997 |
| Dividends paid | (39,066,045) | (17,314,992) |
| Offering costs paid | (258,516) | (11,500,044) |
| Proceeds from Holdings Credit Facility | 311,326,025 | 205,870,450 |
| Repayment of Holdings Credit Facility | (304,698,925) | (207,664,263) |
| Proceeds from SLF Credit Facility | 89,031,051 | 134,361,800 |
| Repayment of SLF Credit Facility | (54,959,051) | (24,691,352) |
| Deferred credit facility costs paid | (2,561,256) | (4,377,595) |
| Net cash flows provided by financing activities | 81,112,857 | 259,729,523 |
| Net (decrease) increase in cash and cash equivalents | (2,648,121) | 7,694,485 |
| Cash and cash equivalents at the beginning of the period | 15,318,811 | 10,744,082 |
| Cash and cash equivalents at the end of the period | \$ 12,670,690 | \$ 18,438,567 |
| Supplemental disclosure of cash flow information | | |
| Interest paid | \$ 7,184,552 | \$ 3,025,253 |
| Non-cash financing activities: | | |
| Value of members' capital issued in connection with dividend reinvestment plan | \$ 980,211 | \$ — |
| Accrual for offering costs | 326,372 | 57,129 |
| Accrual for deferred credit facility costs | 58,791 | — |

The accompanying notes are an integral part of these consolidated financial statements.

New Mountain Finance Holdings, L.L.C.

Consolidated Schedule of Investments

September 30, 2012

(unaudited)

| Portfolio Company, Location and Industry | Type of Investment | Interest Rate | Maturity Date | Principal Amount, Par Value or Shares | Cost | Fair Value | Percent of Members' Capital |
|---|---------------------------|-----------------------------|----------------------|--|---------------------|---------------------|------------------------------------|
| Funded Debt Investments — Cayman Islands | | | | | | | |
| Pinnacle Holdco S.à r.l. / Pinnacle (US) Acquisition Co Limited** | | | | | | | |
| Software | First lien(3) | 6.50% (Base Rate + 5.25%) | 7/30/2019 | \$ 15,000,000 | \$ 14,913,322 | \$ 14,962,500 | |
| | Second lien(2) | 10.50% (Base Rate + 9.25%) | 7/30/2020 | 30,000,000 | 29,407,720 | 30,450,000 | |
| | | | | <u>45,000,000</u> | <u>44,321,042</u> | <u>45,412,500</u> | 8.73% |
| Total Funded Debt Investments — Cayman Islands | | | | \$45,000,000 | \$44,321,042 | \$45,412,500 | 8.73% |
| Funded Debt Investments — United Kingdom | | | | | | | |
| Magic Newco, LLC** | | | | | | | |
| Software | First lien(3) | 7.25% (Base Rate + 6.00%) | 12/12/2018 | \$ 15,000,000 | \$ 14,566,032 | \$ 15,089,070 | 2.90% |
| Total Funded Debt Investments — United Kingdom | | | | \$15,000,000 | \$14,566,032 | \$15,089,070 | 2.90% |
| Funded Debt Investments — United States | | | | | | | |
| Plato, Inc. (Archipelago Learning, Inc.) | | | | | | | |
| Education | First lien(3) | 7.50% (Base Rate + 6.00%) | 5/17/2018 | \$ 11,850,000 | \$ 11,511,291 | \$ 11,894,438 | |
| | Second lien(2) | 11.25% (Base Rate + 9.75%) | 5/17/2019 | 29,150,000 | 28,589,575 | 28,567,000 | |
| | | | | <u>41,000,000</u> | <u>40,100,866</u> | <u>40,461,438</u> | 7.77% |
| Novell, Inc. (fka Attachmate Corporation, NetIQ Corporation) | | | | | | | |
| Software | First lien(3) | 7.25% (Base Rate + 5.75%) | 11/22/2017 | 7,850,000 | 7,701,167 | 7,923,594 | |
| | Second lien(2) | 11.00% (Base Rate + 9.50%) | 11/22/2018 | 24,000,000 | 23,306,638 | 23,535,000 | |
| | | | | <u>31,850,000</u> | <u>31,007,805</u> | <u>31,458,594</u> | 6.04% |
| Rocket Software, Inc. | | | | | | | |
| Software | Second lien(2) | 10.25% (Base Rate + 8.75%) | 2/8/2019 | 30,875,000 | 30,706,131 | 30,836,406 | 5.92% |
| Unitek Global Services, Inc. | | | | | | | |
| Business Services | First lien(2) | 9.00% (Base Rate + 7.50%) | 4/15/2018 | 19,700,000 | 19,229,669 | 19,379,875 | |
| | First lien(2) | 9.00% (Base Rate + 7.50%) | 4/15/2018 | 4,975,000 | 4,786,094 | 4,894,156 | |
| | First lien(2) | 9.00% (Base Rate + 7.50%) | 4/15/2018 | 5,985,000 | 5,806,242 | 5,887,744 | |
| | | | | <u>30,660,000</u> | <u>29,822,005</u> | <u>30,161,775</u> | 5.80% |
| Managed Health Care Associates, Inc. | | | | | | | |
| Healthcare Services | First lien(2) | 3.47% (Base Rate + 3.25%) | 8/1/2014 | 14,755,543 | 13,009,095 | 14,275,988 | |
| | Second lien(2) | 6.72% (Base Rate + 6.50%) | 2/1/2015 | 15,000,000 | 12,567,838 | 14,475,000 | |
| | | | | <u>29,755,543</u> | <u>25,576,933</u> | <u>28,750,988</u> | 5.53% |
| Global Knowledge Training LLC | | | | | | | |
| Education | First lien(3) | 6.50% (Base Rate + 4.99%) | 4/21/2017 | 4,806,802 | 4,745,019 | 4,734,699 | |
| | Second lien(2) | 11.50% (Base Rate + 9.75%) | 10/21/2018 | 24,250,000 | 23,800,763 | 23,755,300 | |
| | | | | <u>29,056,802</u> | <u>28,545,782</u> | <u>28,489,999</u> | 5.48% |
| Meritas Schools Holdings, LLC | | | | | | | |
| Education | First lien(3) | 7.50% (Base Rate + 6.00%) | 7/29/2017 | 8,390,000 | 8,319,083 | 8,390,000 | |
| | Second lien(2) | 11.50% (Base Rate + 10.00%) | 1/29/2018 | 20,000,000 | 19,738,032 | 20,050,000 | |
| | | | | <u>28,390,000</u> | <u>28,057,115</u> | <u>28,440,000</u> | 5.47% |

New Mountain Finance Holdings, L.L.C.

Consolidated Schedule of Investments (Continued)

September 30, 2012
(unaudited)

| <u>Portfolio Company, Location and Industry</u> | <u>Type of Investment</u> | <u>Interest Rate</u> | <u>Maturity Date</u> | <u>Principal Amount, Par Value or Shares</u> | <u>Cost</u> | <u>Fair Value</u> | <u>Percent of Members' Capital</u> |
|---|---------------------------|-----------------------------|----------------------|--|-------------------|-------------------|------------------------------------|
| Insight Pharmaceuticals LLC | | | | | | | |
| Healthcare Products | Second lien(2) | 13.25% (Base Rate + 11.75%) | 8/25/2017 | \$25,000,000 | \$24,125,366 | \$24,625,000 | 4.73% |
| SRA International, Inc. | | | | | | | |
| Federal Services | First lien(2) | 6.50% (Base Rate + 5.25%) | 7/20/2018 | 4,315,000 | 4,222,087 | 4,288,031 | |
| | First lien(3) | 6.50% (Base Rate + 5.25%) | 7/20/2018 | 20,436,329 | 19,715,305 | 20,308,602 | |
| | | | | <u>24,751,329</u> | <u>23,937,392</u> | <u>24,596,633</u> | 4.73% |
| Ipreo Holdings LLC | | | | | | | |
| Information Services | First lien(2) | 8.00% (Base Rate + 6.50%) | 8/7/2017 | 2,992,500 | 2,963,476 | 2,992,500 | |
| | First lien(3) | 8.00% (Base Rate + 6.50%) | 8/7/2017 | 18,562,500 | 18,212,926 | 18,562,500 | |
| | | | | <u>21,555,000</u> | <u>21,176,402</u> | <u>21,555,000</u> | 4.14% |
| Renaissance Learning, Inc. | | | | | | | |
| Education | Second lien(2) | 12.00% (Base Rate + 10.50%) | 10/19/2018 | 20,000,000 | 19,088,505 | 20,500,000 | 3.94% |
| Learning Care Group (US), Inc. | | | | | | | |
| Education | First lien(2) | 12.00% | 4/27/2016 | 17,368,421 | 17,159,158 | 16,695,606 | |
| | Subordinated(2) | 15.00% PIK* | 6/30/2016 | 3,518,479 | 3,364,940 | 3,194,889 | |
| | | | | <u>20,886,900</u> | <u>20,524,098</u> | <u>19,890,495</u> | 3.82% |
| eResearchTechnology, Inc. | | | | | | | |
| Healthcare Services | First lien(3) | 8.00% (Base Rate + 6.50%) | 5/2/2018 | 20,000,000 | 19,223,418 | 19,837,500 | 3.81% |
| Six3 Systems, Inc. | | | | | | | |
| Federal Services | First lien(2) | 7.00% (Base Rate + 5.75%) | 10/4/2019 | 20,000,000 | 19,800,000 | 19,800,000 | 3.81% |
| Transplace Texas, L.P. | | | | | | | |
| Logistics | Second lien(2) | 11.00% (Base Rate + 9.00%) | 4/12/2017 | 20,000,000 | 19,567,234 | 19,500,000 | 3.75% |
| Smile Brands Group Inc. | | | | | | | |
| Healthcare Services | First lien(3) | 7.00% (Base Rate + 5.25%) | 12/21/2017 | 17,409,960 | 17,264,301 | 17,464,367 | 3.36% |
| Brock Holdings III, Inc. | | | | | | | |
| Industrial Services | Second lien(2) | 10.00% (Base Rate + 8.25%) | 3/16/2018 | 17,000,000 | 16,769,702 | 17,042,500 | 3.28% |
| PODS, Inc.(7) | | | | | | | |
| Consumer Services | | | | | | | |
| PODS Funding Corp. II | First lien(3) | 8.50% (Base Rate + 7.00%) | 11/29/2016 | 12,473,577 | 12,148,661 | 12,442,393 | |
| Storapod Holding Company, Inc. | Subordinated(2) | 21.00% PIK* | 11/29/2017 | 4,500,000 | 4,356,024 | 4,344,095 | |
| | | | | <u>16,973,577</u> | <u>16,504,685</u> | <u>16,786,488</u> | 3.23% |
| Sotera Defense Solutions, Inc. (Global Defense Technology & Systems, Inc.) | | | | | | | |
| Federal Services | First lien(3) | 7.00% (Base Rate + 5.50%) | 4/21/2017 | 16,787,570 | 16,659,206 | 16,619,694 | 3.19% |
| KeyPoint Government Solutions, Inc. | | | | | | | |
| Federal Services | First lien(2) | 10.25% (Base Rate + 7.00%) | 12/31/2015 | 16,364,668 | 16,135,054 | 16,446,491 | 3.16% |
| NEWAsurion Corporation(6) | | | | | | | |
| Business Services | | | | | | | |
| Asurion, LLC (fka Asurion Corporation) | Second lien(2) | 9.00% (Base Rate + 7.50%) | 5/24/2019 | 2,229,299 | 2,220,007 | 2,310,111 | |
| Lonestar Intermediate Super Holdings, LLC | Subordinated(2) | 11.00% (Base Rate + 9.50%) | 9/2/2019 | 12,000,000 | 11,657,714 | 12,825,000 | |
| | | | | <u>14,229,299</u> | <u>13,877,721</u> | <u>15,135,111</u> | 2.91% |
| OpenLink International, Inc. | | | | | | | |
| Software | First lien(3) | 7.75% (Base Rate + 6.25%) | 10/30/2017 | 14,887,500 | 14,626,310 | 14,980,547 | 2.88% |
| Landslide Holdings, Inc. (Crimson Acquisition Corp.) | | | | | | | |
| Software | First lien(3) | 7.00% (Base Rate + 5.75%) | 6/19/2018 | 14,812,500 | 14,526,917 | 14,886,192 | 2.86% |

New Mountain Finance Holdings, L.L.C.

Consolidated Schedule of Investments (Continued)

September 30, 2012
(unaudited)

| Portfolio Company, Location and Industry (Centerplate) | Type of Investment | Interest Rate | Maturity Date | Principal Amount, Par Value or Shares | Cost | Fair Value | Percent of Members' Capital |
|--|---------------------------|------------------------------|----------------------|--|------------------|-------------------|------------------------------------|
| Volume Services America, Inc. | | | | | | | |
| Consumer Services | First lien(2) | 10.50% (Base Rate + 8.50%) | 9/16/2016 | \$14,737,500 | \$14,448,936 | \$14,737,500 | 2.83% |
| Triple Point Technology, Inc. | | | | | | | |
| Software | First lien(3) | 8.00% (Base Rate + 6.50%) | 10/27/2017 | 14,391,250 | 13,884,062 | 14,427,228 | 2.77% |
| Sabre Inc. | | | | | | | |
| Software | First lien(2) | 7.25% (Base Rate + 6.00%) | 12/29/2017 | 14,000,000 | 13,950,842 | 14,128,338 | 2.72% |
| Virtual Radiologic Corporation | | | | | | | |
| Healthcare Information Technology | First lien(3) | 7.75% (Base Rate + 4.50%) | 12/22/2016 | 14,777,469 | 14,616,427 | 13,299,722 | 2.56% |
| Aspen Dental Management, Inc | | | | | | | |
| Healthcare Services | First lien(3) | 7.00% (Base Rate + 5.50%) | 10/6/2016 | 12,902,500 | 12,670,893 | 12,870,244 | 2.47% |
| Van Wagner Communications, LLC | | | | | | | |
| Media | First lien(2) | 8.25% (Base Rate + 7.00%) | 8/3/2018 | 12,000,000 | 11,764,551 | 12,230,004 | 2.35% |
| Supervalu Inc.** | | | | | | | |
| Retail | First lien(2) | 8.00% (Base Rate + 6.75%) | 8/30/2018 | 11,970,000 | 11,614,165 | 12,060,709 | 2.32% |
| Vision Solutions, Inc. | | | | | | | |
| Software | Second lien(2) | 9.50% (Base Rate + 8.00%) | 7/23/2017 | 12,000,000 | 11,908,205 | 12,030,000 | 2.31% |
| TravelCLICK, Inc. (fka TravelCLICK Acquisition Co.) | | | | | | | |
| Information Services | First lien(3) | 6.50% (Base Rate + 5.00%) | 3/16/2016 | 11,315,157 | 11,157,696 | 11,258,581 | 2.16% |
| Merrill Communications LLC | | | | | | | |
| Business Services | First lien(2) | 9.75% (Base Rate + 6.50%) | 12/24/2012 | 11,421,788 | 11,132,749 | 11,207,630 | 2.15% |
| Mailsouth, Inc. | | | | | | | |
| Media | First lien(3) | 6.75% (Base Rate + 5.00%) | 12/14/2016 | 11,164,655 | 11,039,209 | 10,997,185 | 2.11% |
| Immucor, Inc. | | | | | | | |
| Healthcare Services | First lien(3) | 5.75% (Base Rate + 4.50%) | 8/19/2018 | 4,950,094 | 4,777,916 | 5,024,345 | |
| | Subordinated(2) | 11.13% | 8/15/2019 | 5,000,000 | 4,941,655 | 5,675,000 | |
| | | | | <u>9,950,094</u> | <u>9,719,571</u> | <u>10,699,345</u> | 2.06% |
| Permian Tank & Manufacturing, Inc. | | | | | | | |
| Energy | First lien(3) | 9.00% (Base Rate + 7.25%) | 3/15/2017 | 10,657,658 | 10,414,096 | 10,657,658 | 2.05% |
| YP Holdings LLC(1) YP Intermediate Holdings Corp. / YP Intermediate Holdings II LLC | | | | | | | |
| Media | Second lien(2) | 15.00% (12.00% + 3.00% PIK)* | 5/18/2017 | 10,411,891 | 9,676,418 | 10,516,010 | 2.02% |
| CHG Companies, Inc. | | | | | | | |
| Healthcare Services | Second lien(2) | 11.25% (Base Rate + 9.50%) | 4/7/2017 | 10,000,000 | 9,845,241 | 10,050,000 | 1.93% |
| Vertafore, Inc. | | | | | | | |
| Software | Second lien(2) | 9.75% (Base Rate + 8.25%) | 10/29/2017 | 10,000,000 | 9,920,803 | 10,050,000 | 1.93% |
| Premier Dental Services, Inc. (Western) | | | | | | | |
| Healthcare Services | First lien(2) | 5.87% (Base Rate + 5.50%) | 7/1/2013 | 9,961,832 | 9,550,010 | 9,936,928 | 1.91% |
| Merge Healthcare Inc.** | | | | | | | |
| Healthcare Services | First lien(2) | 11.75% | 5/1/2015 | 9,000,000 | 8,906,260 | 9,787,500 | 1.88% |
| Consona Holdings, Inc. | | | | | | | |
| Software | First lien(3) | 7.25% (Base Rate + 6.00%) | 8/6/2018 | 8,500,000 | 8,416,300 | 8,415,000 | 1.62% |
| Physio-Control International, Inc. | | | | | | | |
| Healthcare Products | First lien(2)(8) | 9.88% | 1/15/2019 | 7,000,000 | 7,000,000 | 7,700,000 | 1.48% |
| Surgery Center Holdings, Inc. | | | | | | | |
| Healthcare Services | First lien(3) | 6.50% (Base Rate + 5.00%) | 2/6/2017 | 6,851,250 | 6,825,324 | 6,851,250 | 1.32% |



New Mountain Finance Holdings, L.L.C.

Consolidated Schedule of Investments (Continued)

September 30, 2012
(unaudited)

| Portfolio Company, Location and Industry | Type of Investment | Interest Rate | Maturity Date | Principal Amount, Par Value or Shares | Cost | Fair Value | Percent of Members' Capital |
|---|---------------------------|---|----------------------|--|----------------------|----------------------|------------------------------------|
| Research Pharmaceutical Services, Inc. | | | | | | | |
| Healthcare Services | First lien(3) | 6.76% (Base Rate + 5.24%) | 2/18/2017 | \$ 7,218,750 | \$ 7,134,959 | \$ 6,496,875 | 1.25% |
| Stratus Technologies, Inc. Information Technology | First lien(2) | 12.00% | 3/29/2015 | 6,664,000 | 6,380,436 | 6,230,840 | 1.20% |
| Alion Science and Technology Corporation | | | | | | | |
| Federal Services | First lien(2) | 12.00% (10.00% + 2.00% PIK)* | 11/1/2014 | 6,257,192 | 6,043,096 | 5,845,263 | 1.12% |
| Ozburn-Hessey Holding Company LLC | | | | | | | |
| Logistics | Second lien(2) | 11.50% (Base Rate + 9.50%) | 10/10/2016 | 6,000,000 | 5,908,033 | 5,430,000 | 1.04% |
| Education Management LLC** | | | | | | | |
| Education | First lien(3) | 8.25% (Base Rate + 7.00%) | 3/30/2018 | 5,072,385 | 4,928,655 | 4,499,205 | 0.86% |
| Brickman Group Holdings, Inc. | | | | | | | |
| Business Services | Subordinated(2) (8) | 9.13% | 11/1/2018 | 3,650,000 | 3,332,451 | 3,759,500 | 0.72% |
| Tekelec Global, Inc. | | | | | | | |
| Software | First lien(3) | 9.00% (Base Rate + 7.50%) | 1/29/2018 | 2,300,000 | 2,268,500 | 2,300,000 | 0.44% |
| Mach Gen, LLC | | | | | | | |
| Power Generation | Second lien(2) | 7.93% PIK (Base Rate + 7.50%)* | 2/22/2015 | 3,603,356 | 3,383,164 | 2,278,541 | 0.44% |
| Airvana Network Solutions Inc. | | | | | | | |
| Software | First lien(2) | 10.00% (Base Rate + 8.00%) | 3/25/2015 | 1,714,286 | 1,692,824 | 1,716,965 | 0.33% |
| ATI Acquisition Company (fka Ability Acquisition, Inc.) Education | | | | | | | |
| | First lien(2) | 12.25% (Base Rate + 5.00% + 4.00% PIK)(5)* | 12/30/2014 | 4,432,501 | 4,306,437 | 332,438 | |
| | First lien(2) | 17.25% (Base Rate + 10.00% + 4.00% PIK)(5)* | 6/30/2012 — Past Due | 102,861 | 93,691 | 66,860 | |
| | First lien(2) | 17.25% (Base Rate + 10.00% + 4.00% PIK)(5)* | 6/30/2012 — Past Due | 1,665,103 | 1,516,666 | 1,082,317 | |
| | | | | <u>6,200,465</u> | <u>5,916,794</u> | <u>1,481,615</u> | 0.28% |
| Advantage Sales & Marketing Inc. | | | | | | | |
| Business Services | First lien(2)(4) | 6.25% (Base Rate + 3.00%) | 12/17/2015 | 840,000 | 739,200 | 777,000 | 0.15% |
| Total Funded Debt Investments — United States | | | | \$804,779,126 | \$783,812,818 | \$792,991,854 | 152.39% |
| Total Funded Debt Investments | | | | \$864,779,126 | \$842,699,892 | \$853,493,424 | 164.02% |
| Equity — United States | | | | | | | |
| Global Knowledge Training LLC | | | | | | | |
| Education | Ordinary shares(2) | — | — | 2 | \$ 2,109 | \$ 2,109 | |
| | Preferred shares(2) | — | — | 2,423 | 2,422,891 | 2,422,891 | |
| | | | | | <u>2,425,000</u> | <u>2,425,000</u> | 0.47% |
| Stratus Technologies, Inc. | | | | | | | |
| Information Technology | Ordinary shares(2) | — | — | 144,270 | 65,123 | 37,265 | |
| | Preferred shares(2) | — | — | 32,830 | 14,819 | 8,480 | |
| | | | | | <u>79,942</u> | <u>45,745</u> | 0.01% |
| Total Shares | | | | | \$ 2,504,942 | \$ 2,470,745 | 0.48% |
| Warrants — United States | | | | | | | |
| YP Holdings LLC(1) | | | | | | | |
| YP Equity Investors LLC Media | Warrants(2) | — | — | 5 | \$ 466,248 | \$ 3,537,307 | 0.68% |

New Mountain Finance Holdings, L.L.C.

Consolidated Schedule of Investments (Continued)

September 30, 2012
(unaudited)

| Portfolio Company, Location and Industry | Type of Investment | Interest Rate | Maturity Date | Principal Amount, Par Value or Shares | Cost | Fair Value | Percent of Members' Capital |
|--|-----------------------------------|---------------|---------------|---------------------------------------|-----------------------|----------------------|-----------------------------|
| Alion Science and Technology Corporation Federal Services | Warrants(2) | — | — | 6,000 | \$ 292,851 | \$ 209,828 | 0.04% |
| PODS, Inc.(7) Storapod Holding Company, Inc. Consumer Services | Warrants(2) | — | — | 360,129 | 155,905 | 155,906 | 0.03% |
| Learning Care Group (US), Inc. Education | Warrants(2) | — | — | 844 | 193,850 | 14,371 | 0.00% |
| Total Warrants | | | | | \$ 1,108,854 | \$ 3,917,412 | 0.75% |
| Total Funded Investments | | | | | \$846,313,688 | \$859,881,581 | 165.25% |
| Unfunded Debt Investments — United States | | | | | | | |
| Kronos Incorporated Software | First lien(2) (4) — Undrawn | — | 6/11/2013 | \$ 4,198,500 | \$ (629,775) | \$ (272,903) | (0.05)% |
| Advantage Sales & Marketing Inc. Business Services | First lien(2) (4) — Undrawn | — | 12/17/2015 | 9,660,000 | (1,159,200) | (724,500) | (0.14)% |
| Total Unfunded Debt Investments | | | | \$13,858,500 | \$ (1,788,975) | \$ (997,403) | (0.19)% |
| Total Investments | | | | | \$844,524,713 | \$858,884,178 | 165.06% |

- (1) New Mountain Finance Holdings, L.L.C. ("NMF Holdings") holds investments in two related entities of YP Holdings LLC. NMF Holdings directly holds warrants to purchase a 4.96% membership interest of YP Equity Investors, LLC (which at closing represented an indirect 1.0% equity interest in YP Holdings LLC) and holds an investment in the Term Loan B loans issued by YP Intermediate Holdings Corp. and YP Intermediate Holdings II LLC (together "YP Intermediate"), a subsidiary of YP Holdings LLC.
 - (2) The Holdings Credit Facility is collateralized by the indicated investments.
 - (3) The SLF Credit Facility is collateralized by the indicated investments.
 - (4) Par Value amounts represent the drawn or undrawn (as indicated in type of investment) portion of revolving credit facilities. Cost amounts represent the cash received at settlement date net the impact of paydowns and cash paid for drawn revolvers.
 - (5) Investment is on non-accrual status.
 - (6) NMF Holdings holds investments in two related entities of NEWAsurion Corporation. NMF Holdings has credit investments in Asurion, LLC and Lonestar Intermediate Super Holdings, LLC. Asurion, LLC is a wholly-owned subsidiary of Lonestar Intermediate Holdings, LLC, which in turn is a wholly-owned subsidiary of Lonestar Intermediate Super Holdings, LLC.
 - (7) NMF Holdings holds investments in two related entities of PODS, Inc. NMF Holdings directly holds warrants in Storapod Holding Company, Inc. ("Storapod") and has a credit investment in Storapod through Storapod WCF II Limited ("Storapod WCF II"). Storapod WCF II is a special purpose entity used to enter into a Shari'ah-compliant financing arrangement with Storapod. Additionally, NMF Holdings has a credit investment in PODS Funding Corp. II ("PODS II"). PODS, Inc. is a wholly-owned subsidiary of PODS Holding, Inc., which in turn is a majority-owned subsidiary of Storapod. PODS II is a special purpose entity used to enter into a Shari'ah-compliant financing arrangement with PODS, Inc. and its subsidiary, PODS Enterprises, Inc.
 - (8) Securities are exempt from registration under Rule 144A of the Securities Act of 1933. These securities are considered liquid and may be resold in transactions exempt from registration to qualified institutional buyers. At September 30, 2012, the aggregate market value of these securities amounted to \$11,459,500 or 2.20% of members' capital.
- * All or a portion of interest contains payments-in-kind ("PIK").
- ** Indicates assets that NMF Holdings deems to be "non-qualifying assets" under Section 55(a) of the Investment Company Act of 1940, as amended. Qualifying assets must represent at least 70.00% of NMF Holdings' total assets at the time of acquisition of any additional non-qualifying assets.

The accompanying notes are an integral part of these consolidated financial statements.

| | September 30, 2012 |
|--------------------------|----------------------------------|
| | Percent of Total |
| Investment Type | Investments at Fair Value |
| First lien | 60.16% |
| Second lien | 35.63% |
| Subordinated | 3.47% |
| Equity and other | 0.74% |
| Total investments | 100.00% |

| | September 30, 2012 |
|-----------------------------------|----------------------------------|
| | Percent of Total |
| Industry Type | Investments at Fair Value |
| Software | 25.09% |
| Education | 17.02% |
| Healthcare Services | 15.46% |
| Federal Services | 9.72% |
| Business Services | 7.02% |
| Media | 4.34% |
| Information Services | 3.82% |
| Healthcare Products | 3.76% |
| Consumer Services | 3.69% |
| Logistics | 2.90% |
| Industrial Services | 1.99% |
| Healthcare Information Technology | 1.55% |
| Retail | 1.40% |
| Energy | 1.24% |
| Information Technology | 0.73% |
| Power Generation | 0.27% |
| Total investments | 100.00% |

The accompanying notes are an integral part of these consolidated financial statements.

New Mountain Finance Holdings, L.L.C.

Consolidated Schedule of Investments

December 31, 2011

| Portfolio Company, Location and Industry | Type of Investment | Interest Rate | Maturity Date | Principal Amount, Par Value or Shares | Cost | Fair Value | Percent of Members' Capital |
|--|---------------------------|-----------------------------|----------------------|--|-------------------|-------------------|------------------------------------|
| Funded Debt | | | | | | | |
| Investments — United States | | | | | | | |
| Novell, Inc. (fka Attachmate Corporation, NetIQ Corporation) Software | First lien(3) | 6.50% (Base Rate + 5.00%) | 4/27/2017 | \$13,825,000 | \$13,703,238 | \$13,583,062 | |
| | Second lien(2) | 9.50% (Base Rate + 8.00%) | 10/27/2017 | 20,000,000 | 19,669,018 | 19,200,000 | |
| | | | | <u>33,825,000</u> | <u>33,372,256</u> | <u>32,783,062</u> | 7.80% |
| Decision Resources, LLC Business Services | First lien(3) | 7.00% (Base Rate + 5.50%) | 12/28/2016 | 17,820,000 | 17,588,508 | 17,196,300 | |
| | Second lien(2) | 9.50% (Base Rate + 8.00%) | 5/7/2018 | 14,500,000 | 14,368,204 | 14,282,500 | |
| | | | | <u>32,320,000</u> | <u>31,956,712</u> | <u>31,478,800</u> | 7.48% |
| Lawson Software, Inc. (fka SoftBrands, Inc.) Software | First lien(3) | 6.75% (Base Rate + 5.25%) | 7/5/2017 | 18,703,125 | 18,001,977 | 18,305,684 | |
| | Subordinated(2)(7) | 11.50% | 7/15/2018 | 13,500,000 | 12,329,105 | 13,162,500 | |
| | | | | <u>32,203,125</u> | <u>30,331,082</u> | <u>31,468,184</u> | 7.47% |
| Meritas Schools Holdings, LLC Education | First lien(3) | 7.50% (Base Rate + 6.00%) | 7/29/2017 | 9,500,000 | 9,409,890 | 9,357,500 | |
| | Second lien(2) | 11.50% (Base Rate + 10.00%) | 1/29/2018 | 20,000,000 | 19,712,425 | 19,650,000 | |
| | | | | <u>29,500,000</u> | <u>29,122,315</u> | <u>29,007,500</u> | 6.89% |
| Global Knowledge Training LLC Education | First lien(3) | 6.50% (Base Rate + 5.00%) | 4/21/2017 | 4,867,647 | 4,796,665 | 4,794,632 | |
| | Second lien(2) | 11.50% (Base Rate + 9.75%) | 10/21/2018 | 24,250,000 | 23,764,101 | 23,755,300 | |
| | | | | <u>29,117,647</u> | <u>28,560,766</u> | <u>28,549,932</u> | 6.79% |
| Managed Health Care Associates, Inc. Healthcare Services | First lien(2) | 3.55% (Base Rate + 3.25%) | 8/1/2014 | 15,467,673 | 12,941,252 | 14,462,274 | |
| | Second lien(2) | 6.80% (Base Rate + 6.50%) | 2/1/2015 | 15,000,000 | 11,950,542 | 13,950,000 | |
| | | | | <u>30,467,673</u> | <u>24,891,794</u> | <u>28,412,274</u> | 6.76% |
| Insight Pharmaceuticals LLC Healthcare Products | Second lien(2) | 13.25% (Base Rate + 11.75%) | 8/25/2017 | 25,000,000 | 24,037,614 | 24,875,000 | 5.92% |
| Renaissance Learning, Inc. Education | Second lien(2) | 12.00% (Base Rate + 10.50%) | 10/19/2018 | 20,000,000 | 19,016,871 | 20,100,000 | 4.78% |
| Learning Care Group (US), Inc. Education | First lien(2) | 12.00% | 4/27/2016 | 17,368,421 | 17,115,609 | 16,695,606 | |
| | Subordinated(2) | 15.00% PIK* | 6/30/2016 | 3,273,004 | 3,089,870 | 2,971,990 | |
| | | | | <u>20,641,425</u> | <u>20,205,479</u> | <u>19,667,596</u> | 4.68% |
| Transplace Texas, L.P. Logistics | Second lien(2) | 11.00% (Base Rate + 9.00%) | 4/12/2017 | 20,000,000 | 19,514,617 | 19,500,000 | 4.64% |
| U.S. Healthworks Holding Company, Inc. Healthcare Services | Second lien(2) | 10.50% (Base Rate + 9.00%) | 6/15/2017 | 20,000,000 | 19,719,547 | 19,500,000 | 4.64% |
| Unitek Global Services, Inc. Business Services | First lien(2) | 9.00% (Base Rate + 7.50%) | 4/15/2018 | 19,850,000 | 19,312,984 | 19,440,594 | 4.62% |
| Ipreo Holdings LLC Information Services | First lien(3) | 8.00% (Base Rate + 6.50%) | 8/5/2017 | 18,703,125 | 18,308,298 | 18,282,305 | 4.35% |
| KeyPoint Government Solutions, Inc. Federal Services | First lien(2) | 10.00% (Base Rate + 8.00%) | 12/31/2015 | 17,820,000 | 17,521,860 | 17,909,100 | 4.26% |
| Sotera Defense Solutions, Inc. (Global Defense Technology & Systems, Inc.) Federal Services | First lien(3) | 7.00% (Base Rate + 5.50%) | 4/21/2017 | 16,915,000 | 16,764,489 | 16,872,713 | 4.01% |
| SRA International, Inc. Federal Services | First lien(3) | 6.50% (Base Rate + 5.25%) | 7/20/2018 | 17,433,389 | 16,624,324 | 16,416,447 | 3.90% |

New Mountain Finance Holdings, L.L.C.

Consolidated Schedule of Investments (Continued)

December 31, 2011

| Portfolio Company, Location and Industry | Type of Investment | Interest Rate | Maturity Date | Principal Amount, Par Value or Shares | Cost | Fair Value | Percent of Members' Capital |
|--|---------------------------|-----------------------------|----------------------|--|-------------------|-------------------|------------------------------------|
| OpenLink International, Inc. Software | | 7.75% (Base Rate + 6.25%) | 10/30/2017 | \$15,000,000 | \$14,706,514 | \$15,056,250 | 3.58% |
| Volume Services America, Inc. (Centerplate) Consumer Services | First lien(2) | 10.50% (Base Rate + 8.50%) | 9/16/2016 | 14,850,000 | 14,512,417 | 14,924,250 | 3.55% |
| SonicWALL, Inc. Software | First lien(3) | 8.27% (Base Rate + 6.19%) | 1/23/2016 | 4,822,985 | 4,831,869 | 4,847,099 | |
| | Second lien(2) | 12.00% (Base Rate + 10.00%) | 1/23/2017 | 10,000,000 | 9,746,209 | 9,950,000 | |
| | | | | <u>14,822,985</u> | <u>14,578,078</u> | <u>14,797,099</u> | 3.52% |
| PODS, Inc.(6) Consumer Services PODS Funding Corp. II | First lien(2) | 8.50% (Base Rate + 7.00%) | 11/29/2016 | 11,561,538 | 11,218,525 | 11,214,692 | |
| Storapod Holding Company, Inc. | Subordinated(2) | 21.00% PIK* | 11/29/2017 | 3,728,642 | 3,600,214 | 3,599,461 | |
| | | | | <u>15,290,180</u> | <u>14,818,739</u> | <u>14,814,153</u> | 3.52% |
| Triple Point Technology, Inc. Software | First lien(3) | 8.00% (Base Rate + 6.50%) | 10/27/2017 | 14,500,000 | 13,932,051 | 14,536,250 | 3.46% |
| Virtual Radiologic Corporation Healthcare Information Technology | First lien(3) | 7.75% (Base Rate + 4.50%) | 12/22/2016 | 14,889,987 | 14,704,271 | 14,108,263 | 3.36% |
| Brock Holdings III, Inc. Industrial Services | Second lien(2) | 10.00% (Base Rate + 8.25%) | 3/16/2018 | 15,000,000 | 14,746,132 | 13,818,750 | 3.29% |
| LANDesk Group, Inc. Software | First lien(3) | 7.00% (Base Rate + 5.25%) | 3/28/2016 | 14,062,500 | 13,828,336 | 13,798,828 | 3.28% |
| Pacific Architects and Engineers Incorporated Federal Services | First lien(3) | 7.50% (Base Rate + 6.00%) | 4/4/2017 | 14,100,000 | 13,848,322 | 13,677,000 | 3.25% |
| Smile Brands Group Inc. Healthcare Services | First lien(3) | 7.00% (Base Rate + 5.25%) | 12/21/2017 | 12,337,594 | 12,173,547 | 12,329,883 | 2.93% |
| Mailsouth, Inc. Media | First lien(3) | 6.75% (Base Rate + 4.99%) | 12/14/2016 | 11,910,000 | 11,756,172 | 11,731,350 | 2.79% |
| Vision Solutions, Inc. Software | Second lien(2) | 9.50% (Base Rate + 8.00%) | 7/23/2017 | 12,000,000 | 11,893,985 | 11,640,000 | 2.77% |
| TravelCLICK, Inc. (fka TravelCLICK Acquisition Co.) Information Services | First lien(3) | 6.50% (Base Rate + 5.00%) | 3/16/2016 | 11,401,313 | 11,208,577 | 11,344,306 | 2.70% |
| Merrill Communications LLC Business Services | First lien(2) | 7.50% (Base Rate + 5.50%) | 12/24/2012 | 11,421,788 | 10,284,637 | 11,002,985 | 2.62% |
| Brickman Group Holdings, Inc. Business Services | First lien(3) | 7.25% (Base Rate + 5.50%) | 10/14/2016 | 7,957,406 | 8,005,917 | 7,982,272 | |
| | Subordinated(2)(7) | 9.13% | 11/1/2018 | 3,000,000 | 2,716,216 | 2,715,000 | |
| | | | | <u>10,957,406</u> | <u>10,722,133</u> | <u>10,697,272</u> | 2.54% |
| Immucor, Inc. Healthcare Services | First lien(3) | 7.25% (Base Rate + 5.75%) | 8/19/2018 | 4,987,500 | 4,795,791 | 5,022,826 | |
| | Subordinated(2) | 11.13% | 8/15/2019 | 5,000,000 | 4,937,575 | 5,200,000 | |
| | | | | <u>9,987,500</u> | <u>9,733,366</u> | <u>10,222,826</u> | 2.43% |
| CHG Companies, Inc. Healthcare Services | Second lien(2) | 11.25% (Base Rate + 9.50%) | 4/7/2017 | 10,000,000 | 9,826,548 | 10,025,000 | 2.38% |
| Vertafore, Inc. Software | Second lien(2) | 9.75% (Base Rate + 8.25%) | 10/29/2017 | 10,000,000 | 9,912,104 | 9,725,000 | 2.31% |
| Merge Healthcare Inc.** Healthcare Services | First lien(2) | 11.75% | 5/1/2015 | 9,000,000 | 8,879,303 | 9,585,000 | 2.28% |
| Porex Corporation Specialty Chemicals and Materials | First lien(3) | 6.75% (Base Rate + 5.25%) | 3/31/2015 | 9,573,968 | 9,449,821 | 9,430,359 | 2.24% |
| Sunquest Information Systems, Inc. (Misys Hospital Systems, Inc.) Healthcare Services | Second lien(2) | 9.75% (Base Rate + 8.50%) | 6/16/2017 | 9,000,000 | 8,840,688 | 8,910,000 | 2.12% |

New Mountain Finance Holdings, L.L.C.

Consolidated Schedule of Investments (Continued)

December 31, 2011

| Portfolio Company, Location and Industry | Type of Investment | Interest Rate | Maturity Date | Principal Amount, Par Value or Shares | Cost | Fair Value | Percent of Members' Capital |
|--|---------------------|--|---------------|---------------------------------------|----------------------|----------------------|-----------------------------|
| Mach Gen, LLC Power Generation | Second lien(2) | 8.03% PIK (Base Rate + 7.50%)* | 2/22/2015 | \$ 12,063,894 | \$ 9,966,951 | \$ 8,609,943 | 2.05% |
| Research Pharmaceutical Services, Inc. Healthcare Services | First lien(3) | 6.75% (Base Rate + 5.24%) | 2/18/2017 | 7,453,125 | 7,354,306 | 7,192,266 | 1.71% |
| Airvana Network Solutions Inc. Software | First lien(2) | 10.00% (Base Rate + 8.00%) | 3/25/2015 | 7,009,524 | 6,895,616 | 7,044,571 | 1.68% |
| Surgery Center Holdings, Inc. Healthcare Services | First lien(3) | 6.50% (Base Rate + 5.00%) | 2/6/2017 | 6,947,500 | 6,916,695 | 6,478,544 | 1.54% |
| Stratus Technologies, Inc. Information Technology | First lien(2) | 12.00% | 3/29/2015 | 6,827,000 | 6,490,139 | 6,212,570 | 1.48% |
| Alion Science and Technology Corporation Federal Services | First lien(2) | 10.00% + 2.00% PIK* | 11/1/2014 | 6,195,238 | 5,613,308 | 5,555,066 | 1.32% |
| Datatel, Inc. Software | Second lien(2) | 8.75% (Base Rate + 7.25%) | 2/19/2018 | 5,000,000 | 4,977,238 | 5,150,000 | 1.22% |
| Ozburn-Hessey Holding Company LLC Logistics | Second lien(2) | 11.50% (Base Rate + 9.50%) | 10/8/2016 | 6,000,000 | 5,892,802 | 5,110,002 | 1.22% |
| Asurion, LLC (fka Asurion Corporation) Business Services | Second lien(2) | 9.00% (Base Rate + 7.50%) | 5/24/2019 | 5,000,000 | 4,976,820 | 4,950,000 | 1.18% |
| Pharmaceutical Product Development, Inc. (Jaguar Holdings, LLC) Healthcare Services | First lien(3) | 6.25% (Base Rate + 5.00%) | 12/5/2018 | 4,894,921 | 4,864,327 | 4,888,802 | 1.16% |
| Fibertech Networks, LLC (fka Firefox Merger Sub, LLC) Telecommunication | First lien(3) | 6.75% (Base Rate + 5.00%) | 11/30/2016 | 4,897,632 | 4,835,069 | 4,873,144 | 1.16% |
| LVI Services Inc. Industrial Services | First lien(2) | 9.25% (Base Rate + 7.50%) | 3/31/2014 | 5,120,334 | 4,474,056 | 3,725,043 | 0.89% |
| ATI Acquisition Company (fka Ability Acquisition, Inc.) Education | First lien(2) | 12.25% (Base Rate + 5.00% + 4.00% PIK)(5)* | 12/30/2014 | 4,477,810 | 4,351,747 | 783,617 | |
| | First lien(2) | 17.25% (Base Rate + 10.00% + 4.00% PIK)* | 6/30/2012 | 91,696 | 91,696 | 91,696 | |
| | First lien(2) | 17.25% (Base Rate + 10.00% + 4.00% PIK)* | 6/30/2012 | 1,484,370 | 1,484,370 | 1,484,370 | |
| | | | | 6,053,876 | 5,927,813 | 2,359,683 | 0.56% |
| Total Funded Debt Investments | | | | \$727,364,649 | \$702,801,889 | \$702,587,965 | 167.08% |
| Equity — United States | | | | | | | |
| Stratus Technologies, Inc. Information Technology | Ordinary shares(2) | — | — | 144,270 | \$ 65,123 | \$ 29,881 | |
| | Preferred shares(2) | — | — | 32,830 | 14,819 | 6,800 | |
| | | | | | 79,942 | 36,681 | 0.01% |
| Global Knowledge Training LLC Education | Ordinary shares(2) | — | — | 2 | 2,109 | 2,109 | |
| | Preferred shares(2) | — | — | 2,423 | 2,422,891 | 2,422,891 | |
| | | | | | 2,425,000 | 2,425,000 | 0.58% |
| Total Shares | | | | | \$ 2,504,942 | \$ 2,461,681 | 0.59% |
| Warrants — United States | | | | | | | |
| Alion Science and Technology Corporation Federal Services | Warrants(2) | — | — | 6,000 | \$ 292,851 | \$ 244,237 | 0.06% |

New Mountain Finance Holdings, L.L.C.

Consolidated Schedule of Investments (Continued)

December 31, 2011

| Portfolio Company, Location and Industry | Type of Investment | Interest Rate | Maturity Date | Principal Amount, Par Value or Shares | Cost | Fair Value | Percent of Members' Capital |
|--|--|---------------|---------------|---------------------------------------|-----------------------|-----------------------|-----------------------------|
| PODS, Inc.(6) Storapod Holding Company, Inc. Consumer Services | Warrants(2) | — | — | 298,398 | \$ 129,181 | \$ 129,181 | 0.03% |
| Learning Care Group (US), Inc. Education | Warrants(2) | — | — | 844 | 193,850 | 14,372 | 0.00% |
| Total Warrants | | | | | \$ 615,882 | \$ 387,790 | 0.09% |
| Total Funded Investments | | | | | \$705,922,713 | \$705,437,436 | 167.76% |
| Unfunded Debt Investments — United States | | | | | | | |
| Datatel, Inc. Software | Subordinated — Bridge(1) (2) | — | 12/13/2012 | \$20,000,000 | \$ — | \$ — | 0.00% |
| Physio-Control International, Inc. Healthcare Products | First lien — Bridge(1)(2) | — | — | 15,000,000 | — | — | 0.00% |
| ATI Acquisition Company (fka Ability Acquisition, Inc.) Education | First lien(1) (2) — Undrawn First lien(1) (2) — Undrawn | — | 1/1/2012 | 39,947 865 | — — | — — | 0.00% |
| | | | | <u>40,812</u> | <u>—</u> | <u>—</u> | 0.00% |
| PODS, Inc.(6) Consumer Services PODS Funding Corp. II | First lien(1) (2) — Undrawn Subordinated(1) | — | 11/29/2016 | 3,438,462 | (103,154) | (103,154) | |
| Storapod Holding Company, Inc. | (2) — Undrawn | — | 11/29/2017 | 771,358 | — | — | |
| | | | | <u>4,209,820</u> | <u>(103,154)</u> | <u>(103,154)</u> | (0.03)% |
| RGIS Services, LLC Business Services | First lien(2) (4) — Undrawn | — | 4/30/2013 | 5,000,000 | (2,850,000) | (293,850) | (0.07)% |
| Education Management LLC** Education | First lien(2) (4) — Undrawn | — | 6/1/2012 | 3,000,000 | (1,215,000) | (330,000) | (0.08)% |
| Kronos Incorporated Software | First lien(2) (4) — Undrawn | — | 6/11/2013 | 4,198,500 | (629,775) | (356,872) | (0.08)% |
| Advantage Sales & Marketing Inc. Business Services | First lien(2) (4) — Undrawn | — | 12/17/2015 | \$10,500,000 | \$ (1,260,000) | \$ (840,000) | (0.20)% |
| Total Unfunded Debt Investments | | | | \$61,949,132 | \$ (6,057,929) | \$ (1,923,876) | (0.46)% |
| Total Investments | | | | | \$699,864,784 | \$703,513,560 | 167.30% |

- (1) Par Value amounts represent the drawn or undrawn (as indicated in type of investment) portion of the bridge facility, delayed draw or other future funding commitments.
- (2) The Holdings Credit Facility is collateralized by the indicated investments.
- (3) The SLF Credit Facility is collateralized by the indicated investments.
- (4) Par Value amounts represent the drawn or undrawn (as indicated in type of investment) portion of revolving credit facilities. Cost amounts represent the cash received at settlement date net the impact of paydowns and cash paid for drawn revolvers.
- (5) Investment is on non-accrual status.
- (6) New Mountain Finance Holdings, L.L.C. ("NMF Holdings") holds investments in two related entities of PODS, Inc. NMF Holdings directly holds warrants in Storapod Holding Company, Inc. ("Storapod") and has a credit investment in Storapod through Storapod WCF II Limited ("Storapod WCF II"). Storapod WCF II is a special purpose entity used to enter into a Shari'ah-compliant financing arrangement with Storapod. Additionally, NMF Holdings has a credit investment in PODS Funding Corp. II ("PODS II"). PODS, Inc. is a wholly-owned subsidiary of PODS Holding, Inc., which in turn is a majority-owned subsidiary of Storapod. PODS II is a special purpose entity used to enter into a Shari'ah-compliant financing arrangement with PODS, Inc. and its subsidiary, PODS Enterprises, Inc.
- (7) Securities are exempt from registration under Rule 144A of the Securities Act of 1933. These securities are considered liquid and may be resold in transactions exempt from registration to qualified institutional buyers. At December 31, 2011, the aggregate market value of these securities amounted to \$15,877,500 or 3.78% of members' capital.
- * All or a portion of interest contains payments-in-kind ("PIK").
- ** Indicates assets that NMF Holdings deems to be "non-qualifying assets" under Section 55(a) of the Investment Company Act of 1940, as amended. Qualifying assets must represent at least 70.00% of NMF Holdings' total assets at the time of acquisition of any additional non-qualifying assets.

The accompanying notes are an integral part of these consolidated financial statements.

| | December 31, 2011 |
|------------------------|----------------------------------|
| | Percent of Total |
| Investment Type | Investments at Fair Value |
| First lien | 58.32% |
| Second lien | 37.34% |
| Subordinated | 3.93% |
| Equity and other | 0.41% |
| Total investments | <u>100.00%</u> |

| | December 31, 2011 |
|-----------------------------------|----------------------------------|
| | Percent of Total |
| Industry Type | Investments at Fair Value |
| Software | 22.12% |
| Healthcare Services | 16.71% |
| Education | 14.47% |
| Business Services | 10.86% |
| Federal Services | 10.05% |
| Consumer Services | 4.23% |
| Information Services | 4.21% |
| Healthcare Products | 3.54% |
| Logistics | 3.50% |
| Industrial Services | 2.49% |
| Healthcare Information Technology | 2.01% |
| Media | 1.67% |
| Specialty Chemicals and Materials | 1.34% |
| Power Generation | 1.22% |
| Information Technology | 0.89% |
| Telecommunication | 0.69% |
| Total investments | <u>100.00%</u> |

The accompanying notes are an integral part of these consolidated financial statements.

New Mountain Finance Corporation

Statement of Assets and Liabilities

| | <u>September 30, 2012</u> | <u>December 31, 2011</u> |
|--|---------------------------|--------------------------|
| | <u>(unaudited)</u> | |
| Assets | | |
| Investment in New Mountain Finance Holdings, L.L.C., at fair value (cost of \$283,692,771 and \$144,355,856, respectively) | \$ 291,674,984 | \$ 145,486,821 |
| Total assets | <u>\$ 291,674,984</u> | <u>\$ 145,486,821</u> |
| Net assets | | |
| Common stock, par value \$0.01 per share 20,690,635 and 10,697,691 shares issued and outstanding, respectively | 206,906 | 106,977 |
| Paid in capital in excess of par | 283,532,016 | 144,248,879 |
| Accumulated undistributed net realized gains | 2,334,682 | 286,307 |
| Net unrealized appreciation (depreciation) | 5,601,380 | 844,658 |
| Total net assets | <u>\$ 291,674,984</u> | <u>\$ 145,486,821</u> |
| Number of shares outstanding | 20,690,635 | 10,697,691 |
| Net asset value per share | \$ 14.10 | \$ 13.60 |

The accompanying notes are an integral part of these financial statements.

New Mountain Finance Corporation

Statement of Operations
(unaudited)

| | Three months ended September 30, 2012 | Three months ended September 30, 2011 | Nine months ended September 30, 2012 | From May 19, 2011 (commencement of operations) to September 30, 2011 |
|---|--|--|---|--|
| Net investment income allocated from New Mountain Finance Holdings, L.L.C. | | | | |
| Interest income | \$ 9,562,923 | \$ 5,141,579 | \$ 22,961,224 | \$ 7,565,172 |
| Dividend income | 95,894 | — | 95,894 | — |
| Other income | 82,855 | 71,906 | 288,991 | 177,827 |
| Total expenses | (5,168,105) | (1,753,053) | (11,313,409) | (2,698,438) |
| Net investment income allocated from New Mountain Finance Holdings, L.L.C. | 4,573,567 | 3,460,432 | 12,032,700 | 5,044,561 |
| Net realized and unrealized gain (loss) allocated from New Mountain Finance Holdings, L.L.C. | | | | |
| Net realized gains on investments | 699,536 | 485,301 | 5,188,948 | 346,214 |
| Net change in unrealized appreciation (depreciation) of investments | 4,724,830 | (7,839,038) | 4,799,727 | (7,458,377) |
| Net realized and unrealized gain (loss) allocated from New Mountain Finance Holdings, L.L.C. | 5,424,366 | (7,353,737) | 9,988,675 | (7,112,163) |
| Total net increase (decrease) in net assets resulting from operations allocated from New Mountain Finance Holdings, L.L.C. | | | | |
| | 9,997,933 | (3,893,305) | 22,021,375 | (2,067,602) |
| Net change in unrealized (depreciation) appreciation of investment in New Mountain Finance Holdings, L.L.C. | (43,005) | — | (43,005) | 6,220,520 |
| Net increase (decrease) in net assets resulting from operations | \$ 9,954,928 | \$ (3,893,305) | \$ 21,978,370 | \$ 4,152,918 |
| Basic earnings per share | \$ 0.62 | \$ (0.36) | \$ 1.75 | \$ 0.39 |
| Weighted average shares of common stock outstanding — basic (See Note 11) | 16,177,442 | 10,697,691 | 12,537,607 | 10,697,691 |
| Diluted earnings per share | \$ 0.62 | \$ (0.36) | \$ 1.74 | \$ (0.19) |
| Weighted average shares of common stock outstanding — diluted (See Note 11) | 36,138,511 | 30,919,629 | 32,671,954 | 30,919,629 |

The accompanying notes are an integral part of these financial statements.

New Mountain Finance Corporation

Statement of Changes in Net Assets
(unaudited)

| | Nine months ended September 30, 2012 | From May 19, 2011 (commencement of operations) to September 30, 2011 |
|--|---|---|
| Increase (decrease) in net assets resulting from operations: | | |
| Net investment income allocated from New Mountain Finance Holdings, L.L.C. | \$ 12,032,700 | \$ 5,044,561 |
| Net realized gains on investments allocated from New Mountain Finance Holdings, L.L.C. | 5,188,948 | 346,214 |
| Net change in unrealized appreciation (depreciation) of investments allocated from New Mountain Finance Holdings, L.L.C. | 4,799,727 | (7,458,377) |
| Net change in unrealized (depreciation) appreciation of investment in New Mountain Finance Holdings, L.L.C. | (43,005) | 6,220,520 |
| Total net increase in net assets resulting from operations | 21,978,370 | 4,152,918 |
| Capital transactions | | |
| Proceeds from shares sold | 82,299,573 | 129,864,996 |
| Deferred offering costs allocated from New Mountain Finance Holdings, L.L.C. | (211,073) | (3,998,597) |
| Value of shares issued for exchanged units | 56,314,355 | 18,489,457 |
| Dividends declared | (15,173,273) | (5,990,707) |
| Reinvestment of dividends | 980,211 | — |
| Total net increase in net assets resulting from capital transactions | 124,209,793 | 138,365,149 |
| Net increase in net assets | 146,188,163 | 142,518,067 |
| Net assets at beginning of period | 145,486,821 | — |
| Net assets at end of period | \$ 291,674,984 | \$ 142,518,067 |

The accompanying notes are an integral part of these financial statements.

New Mountain Finance Corporation

Statement of Cash Flows
(unaudited)

| | Nine months ended September 30, 2012 | From May 19, 2011 (commencement of operations) to September 30, 2011 |
|--|--|---|
| Cash flows from operating activities | | |
| Net increase in net assets resulting from operations | \$ 21,978,370 | \$ 4,152,918 |
| Adjustments to reconcile net (increase) decrease in net assets resulting from operations to net cash (used in) provided by operating activities: | | |
| Net investment income allocated from New Mountain Finance Holdings, L.L.C. | (12,032,700) | (5,044,561) |
| Net realized and unrealized (gains) losses allocated from New Mountain Finance Holdings, L.L.C. | (9,988,675) | 7,112,163 |
| Net change in unrealized depreciation (appreciation) of investment in New Mountain Finance Holdings, L.L.C. | 43,005 | (6,220,520) |
| (Increase) decrease in operating assets: | | |
| Purchase of investment | (82,299,573) | (129,864,996) |
| Distributions from New Mountain Finance Holdings, L.L.C. | 15,173,273 | 5,990,707 |
| Net cash flows (used in) provided by operating activities | <u>(67,126,300)</u> | <u>(123,874,289)</u> |
| Cash flows from financing activities | | |
| Proceeds from shares sold | 82,299,573 | 129,864,996 |
| Dividends paid | (15,173,273) | (5,990,707) |
| Net cash flows provided by financing activities | <u>67,126,300</u> | <u>123,874,289</u> |
| Net increase (decrease) in cash and cash equivalents | <u>—</u> | <u>—</u> |
| Cash and cash equivalents at the beginning of the period | <u>—</u> | <u>—</u> |
| Cash and cash equivalents at the end of the period | <u>\$ —</u> | <u>\$ —</u> |
| Non-cash financing activities: | | |
| New Mountain Guardian Partners, L.P. exchange of New Mountain Finance Holdings, L.L.C. units for shares | \$ — | \$ 18,489,457 |
| New Mountain Finance AIV Holdings Corporation exchange of New Mountain Finance Holdings, L.L.C. units for shares | 56,314,355 | — |
| Value of shares issued in connection with dividend reinvestment plan | 980,211 | — |
| Deferred offering costs allocated from New Mountain Finance Holdings, L.L.C. | (211,073) | (3,998,597) |

The accompanying notes are an integral part of these financial statements.

New Mountain Finance AIV Holdings Corporation

Statement of Assets and Liabilities

| | <u>September 30, 2012</u> | <u>December 31, 2011</u> |
|--|---------------------------|--------------------------|
| | <u>(unaudited)</u> | |
| Assets | | |
| Investment in New Mountain Finance Holdings, L.L.C., at fair value (cost of \$234,382,864 and \$290,847,952, respectively) | \$ 228,679,956 | \$ 275,014,997 |
| Total assets | <u>\$ 228,679,956</u> | <u>\$ 275,014,997</u> |
| Net assets | | |
| Common stock, par value \$0.01 per share 100 shares issued and outstanding | 1 | 1 |
| Paid in capital in excess of par | 234,382,861 | 292,383,201 |
| Accumulated undistributed net realized gains (distributions in excess of net realized gains) | 3,196,798 | (994,034) |
| Net unrealized depreciation | (8,899,704) | (16,374,171) |
| Total net assets | <u>228,679,956</u> | <u>275,014,997</u> |
| Total liabilities and net assets | <u>\$ 228,679,956</u> | <u>\$ 275,014,997</u> |

The accompanying notes are an integral part of these financial statements.

New Mountain Finance AIV Holdings Corporation

Statement of Operations

(unaudited)

| | Three months ended September 30, 2012 | Three months ended September 30, 2011 | Nine months ended September 30, 2012 | From May 19, 2011 (commencement of operations) to September 30, 2011 |
|---|--|--|---|--|
| Net investment income allocated from New Mountain Finance Holdings, L.L.C. | | | | |
| Interest income | \$ 11,799,132 | \$ 9,719,171 | \$ 37,126,057 | \$ 14,300,510 |
| Dividend income | 119,266 | — | 119,266 | — |
| Other income | 91,660 | 135,925 | 481,322 | 336,148 |
| Total expenses | (6,448,179) | (3,313,810) | (18,064,701) | (5,100,875) |
| Net investment income allocated from New Mountain Finance Holdings, L.L.C. | 5,561,879 | 6,541,286 | 19,661,944 | 9,535,783 |
| Net realized and unrealized gain (loss) allocated from New Mountain Finance Holdings, L.L.C. | | | | |
| Net realized gains on investments | 915,496 | 917,370 | 9,401,871 | 654,454 |
| Net change in unrealized appreciation (depreciation) of investments | 5,769,383 | (14,818,201) | 5,910,962 | (14,098,634) |
| Net realized and unrealized gain (loss) allocated from New Mountain Finance Holdings, L.L.C. | 6,684,879 | (13,900,831) | 15,312,833 | (13,444,180) |
| Total net increase (decrease) in net assets resulting from operations allocated from New Mountain Finance Holdings, L.L.C. | 12,246,758 | (7,359,545) | 34,974,777 | (3,908,397) |
| Net realized gains on investment in New Mountain Finance Holdings, L.L.C. | 381,614 | — | 381,614 | — |
| Net change in unrealized appreciation (depreciation) of investment in New Mountain Finance Holdings, L.L.C. | 1,563,505 | — | 1,563,505 | (6,212,133) |
| Net increase (decrease) in net assets resulting from operations | <u>\$ 14,191,877</u> | <u>\$ (7,359,545)</u> | <u>\$ 36,919,896</u> | <u>\$ (10,120,530)</u> |

The accompanying notes are an integral part of these financial statements.

New Mountain Finance AIV Holdings Corporation

Statement of Changes in Net Assets

(unaudited)

| | Nine months ended September 30, 2012 | From May 19, 2011 (commencement of operations) to September 30, 2011 |
|--|---|---|
| Increase (decrease) in net assets resulting from operations: | | |
| Net investment income allocated from New Mountain Finance Holdings, L.L.C. | \$ 19,661,944 | \$ 9,535,783 |
| Net realized gains on investments allocated from New Mountain Finance Holdings, L.L.C. | 9,401,871 | 654,454 |
| Net change in unrealized appreciation (depreciation) of investments allocated from New Mountain Finance Holdings, L.L.C. | 5,910,962 | (14,098,634) |
| Net realized gains on investment in New Mountain Finance Holdings, L.L.C. | 381,614 | — |
| Net change in unrealized appreciation (depreciation) of investment in New Mountain Finance Holdings, L.L.C. | 1,563,505 | (6,212,133) |
| Total net increase (decrease) in net assets resulting from operations | 36,919,896 | (10,120,530) |
| Capital transactions | | |
| Distribution to New Mountain Guardian AIV, L.P. | (58,216,467) | — |
| Deferred offering costs allocated from New Mountain Finance Holdings, L.L.C. | (165,487) | (7,558,581) |
| Contributions from exchanged shares | — | 298,406,533 |
| Dividends declared | (24,872,983) | (11,324,285) |
| Total net (decrease) increase in net assets resulting from capital transactions | (83,254,937) | 279,523,667 |
| Net (decrease) increase in net assets | (46,335,041) | 269,403,137 |
| Net assets at beginning of period | 275,014,997 | — |
| Net assets at end of period | \$ 228,679,956 | \$ 269,403,137 |

The accompanying notes are an integral part of these financial statements.

New Mountain Finance AIV Holdings Corporation

Statement of Cash Flows

(unaudited)

| | Nine months ended September 30, 2012 | From May 19, 2011 (commencement of operations) to September 30, 2011 |
|---|---|---|
| Cash flows from operating activities | | |
| Net increase (decrease) in net assets resulting from operations | \$ 36,919,896 | \$ (10,120,530) |
| Adjustments to reconcile net (increase) decrease in net assets resulting from operations to net cash (used in) provided by operating activities: | | |
| Net investment income allocated from New Mountain Finance Holdings, L.L.C. | (19,661,944) | (9,535,783) |
| Net realized and unrealized (gains) losses allocated from New Mountain Finance Holdings, L.L.C. | (15,312,833) | 13,444,180 |
| Net realized gains on investment in New Mountain Finance Holdings, L.L.C. | (381,614) | — |
| Net change in unrealized (appreciation) depreciation in New Mountain Finance Holdings, L.L.C. | (1,563,505) | 6,212,133 |
| (Increase) decrease in operating assets: | | |
| Distributions from New Mountain Finance Holdings, L.L.C. | 24,872,983 | 11,324,285 |
| Net cash flows provided by (used in) operating activities | <u>24,872,983</u> | <u>11,324,285</u> |
| Cash flows from financing activities | | |
| Proceeds from shares sold | 58,216,467 | — |
| Distribution to New Mountain Guardian AIV, L.P. | (58,216,467) | — |
| Dividends paid | (24,872,983) | (11,324,285) |
| Net cash flows (used in) provided by financing activities | <u>(24,872,983)</u> | <u>(11,324,285)</u> |
| Net increase (decrease) in cash and cash equivalents | — | — |
| Cash and cash equivalents at the beginning of the period | — | — |
| Cash and cash equivalents at the end of the period | <u>\$ —</u> | <u>\$ —</u> |
| Non-cash financing activities: | | |
| New Mountain Guardian AIV, L.P. contribution of New Mountain Finance Holdings, L.L.C. units for shares of New Mountain Finance AIV Holdings, L.L.C. | \$ — | \$ 298,406,533 |
| Deferred offering costs allocated from New Mountain Finance Holdings, L.L.C. | (165,487) | (7,558,581) |

The accompanying notes are an integral part of these financial statements.

**Combined Notes to the Consolidated Financial Statements of
New Mountain Finance Holdings, L.L.C.,
the Financial Statements of New Mountain Finance Corporation and the Financial Statements
of New Mountain Finance AIV Holdings Corporation**

September 30, 2012
(unaudited)

The information in these combined notes to the financial statements relates to each of the three separate registrants: New Mountain Finance Holdings, L.L.C., New Mountain Finance Corporation and New Mountain Finance AIV Holdings Corporation (collectively, the "Companies"). Information that relates to an individual registrant will be specifically referenced by the respective company. None of the Companies makes any representation as to the information related solely to the other registrants other than itself.

Note 1. Formation and Business Purpose

New Mountain Finance Holdings, L.L.C. ("NMF Holdings", the "Operating Company" or the "Master Fund") is a Delaware limited liability company. NMF Holdings is externally managed and has elected to be treated as a business development company ("BDC") under the Investment Company Act of 1940, as amended (the "1940 Act"). As such, NMF Holdings is obligated to comply with certain regulatory requirements. NMF Holdings intends to be treated as a partnership for federal income tax purposes for so long as it has at least two members.

NMF Holdings is externally managed by New Mountain Finance Advisers BDC, L.L.C. (the "Investment Adviser"). New Mountain Finance Administration, L.L.C. (the "Administrator") provides the administrative services necessary for operations. The Investment Adviser and Administrator are wholly-owned subsidiaries of New Mountain Capital (defined as New Mountain Capital Group, L.L.C. and its affiliates). New Mountain Capital is a firm with a track record of investing in the middle market and with assets under management (which includes amounts committed, not all of which have been drawn down and invested to date) totaling approximately \$9.0 billion as of September 30, 2012. New Mountain Capital focuses on investing in defensive growth companies across its private equity, public equity, and credit investment vehicles. NMF Holdings, formerly known as New Mountain Guardian (Leveraged), L.L.C., was originally formed as a subsidiary of New Mountain Guardian AIV, L.P. ("Guardian AIV") by New Mountain Capital in October 2008. Guardian AIV was formed through an allocation of approximately \$300.0 million of the \$5.1 billion of commitments supporting New Mountain Partners III, L.P., a private equity fund managed by New Mountain Capital. In February 2009, New Mountain Capital formed a co-investment vehicle, New Mountain Guardian Partners, L.P., comprising \$20.4 million of commitments. New Mountain Guardian (Leveraged), L.L.C. and New Mountain Guardian Partners, L.P., together with their respective direct and indirect wholly-owned subsidiaries, are defined as the "Predecessor Entities".

New Mountain Finance Corporation ("NMFC") is a Delaware corporation that was originally incorporated on June 29, 2010. NMFC is a closed-end, non-diversified management investment company that has elected to be treated as a BDC under the 1940 Act. As such, NMFC is obligated to comply with certain regulatory requirements. NMFC has elected to be treated, and intends to comply with the requirements to continue to qualify annually, as a regulated investment company ("RIC") under Subchapter M of the Internal Revenue Code of 1986, as amended, (the "Code").

New Mountain Finance AIV Holdings Corporation ("AIV Holdings") is a Delaware corporation that was originally incorporated on March 11, 2011. Guardian AIV, a Delaware limited partnership, is AIV Holdings' sole stockholder. AIV Holdings is a closed-end, non-diversified management investment company that has elected to be treated as a BDC under the 1940 Act. As such, AIV

**Combined Notes to the Consolidated Financial Statements of
New Mountain Finance Holdings, L.L.C.,
the Financial Statements of New Mountain Finance Corporation and the Financial Statements
of New Mountain Finance AIV Holdings Corporation (Continued)**

September 30, 2012
(unaudited)

Note 1. Formation and Business Purpose (Continued)

Holdings is obligated to comply with certain regulatory requirements. AIV Holdings has elected to be treated, and intends to comply with the requirements to continue to qualify annually, as a RIC under the Code.

On May 19, 2011, NMFC priced its initial public offering (the "IPO") of 7,272,727 shares of common stock at a public offering price of \$13.75 per share. Concurrently with the closing of the IPO and at the public offering price of \$13.75 per share, NMFC sold an additional 2,172,000 shares of its common stock to certain executives and employees of, and other individuals affiliated with, New Mountain Capital in a concurrent private placement (the "Concurrent Private Placement"). Additionally, 1,252,964 shares were issued to the limited partners of New Mountain Guardian Partners, L.P. at that time for their ownership interest in the Predecessor Entities. In connection with NMFC's IPO and through a series of transactions, NMF Holdings owns all of the operations of the Predecessor Entities, including all of the assets and liabilities related to such operations.

On July 10, 2012, NMFC's shelf registration statement became effective. On July 17, 2012, NMFC completed a public offering of 5,250,000 shares of its common stock at a public offering price of \$14.35 per share. In connection with the offering, the underwriters purchased an additional 676,802 shares with the exercise of the overallotment option to purchase up to an additional 787,500 shares of common stock. As a result of this public offering, NMFC and AIV Holdings owned approximately 45.1% and 54.9%, respectively, of the units of NMF Holdings.

On September 28, 2012, NMFC completed an underwritten secondary public offering of 4,000,000 shares of its common stock at a public offering price of \$15.00 per share on behalf of a selling stockholder, AIV Holdings. No shares were sold by NMFC, and it did not receive any proceeds from this secondary public offering. The Operating Company and NMFC did not bear any expenses in connection with this offering. The offering expenses were borne by the selling stockholder, AIV Holdings. After completion of this underwritten secondary public offering, NMFC and AIV Holdings owned approximately 56.0% and 44.0%, respectively, of the units of NMF Holdings.

NMFC and AIV Holdings are holding companies with no direct operations of their own, and their sole asset is their ownership in NMF Holdings. NMFC and AIV Holdings each entered into a joinder agreement with respect to the Limited Liability Company Agreement, as amended and restated, of NMF Holdings, pursuant to which NMFC and AIV Holdings were admitted as members of NMF Holdings. NMFC acquired from NMF Holdings, with the gross proceeds of the IPO and the Concurrent Private Placement, common membership units ("units") of NMF Holdings (the number of units are equal to the number of shares of NMFC's common stock sold in the IPO and the Concurrent Private Placement). Additionally, NMFC received units of NMF Holdings equal to the number of shares of common stock of NMFC issued to the limited partners of New Mountain Guardian Partners, L.P. Guardian AIV was the parent of NMF Holdings prior to the IPO and, as a result of the transactions completed in connection with the IPO, obtained units in NMF Holdings. Guardian AIV contributed its units in NMF Holdings to its newly formed subsidiary, AIV Holdings, in

**Combined Notes to the Consolidated Financial Statements of
New Mountain Finance Holdings, L.L.C.,
the Financial Statements of New Mountain Finance Corporation and the Financial Statements
of New Mountain Finance AIV Holdings Corporation (Continued)**

September 30, 2012
(unaudited)

Note 1. Formation and Business Purpose (Continued)

exchange for common stock of AIV Holdings. AIV Holdings has the right to exchange all or any portion of its units in NMF Holdings for shares of NMFC's common stock on a one-for-one basis.

As part of the third quarter 2012 dividend payment, NMFC issued an additional 66,142 shares in conjunction with its dividend reinvestment plan at a price of \$14.82. As of September 30, 2012, NMFC and AIV Holdings own approximately 56.1% and 43.9%, respectively, of the units of NMF Holdings.

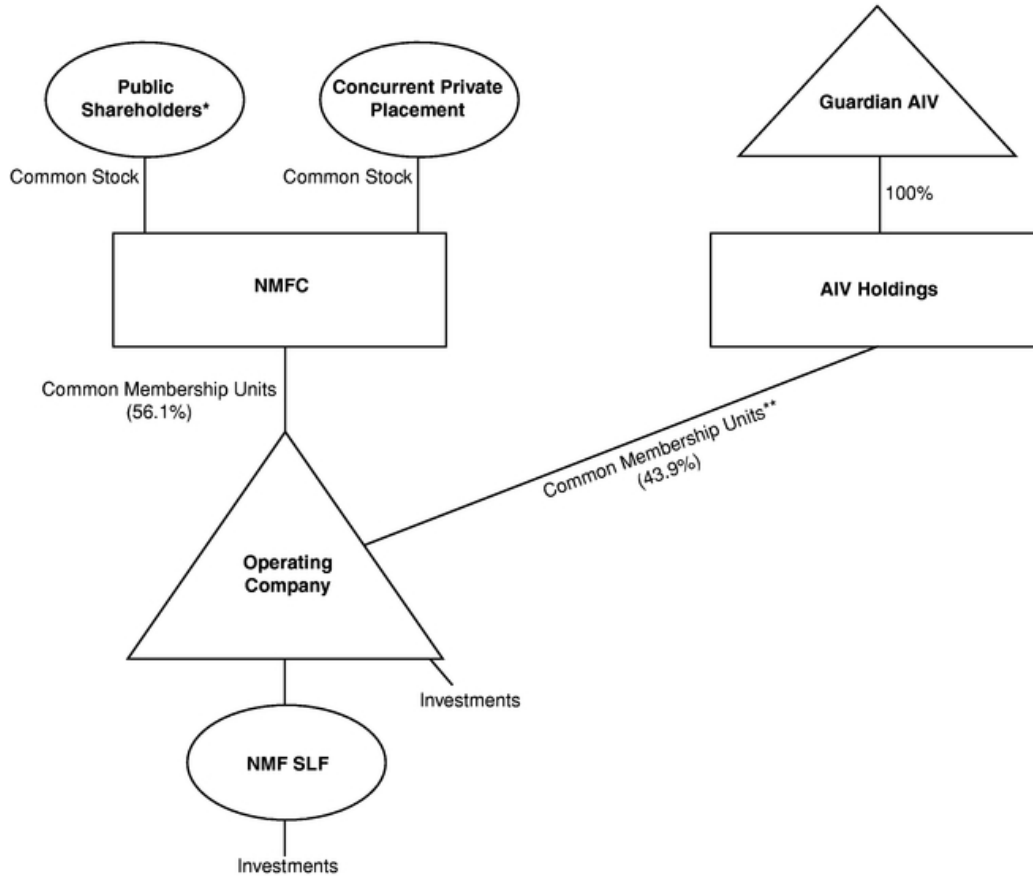
The current structure was designed to generally prevent NMFC from being allocated taxable income with respect to unrecognized gains that existed at the time of the IPO in the Predecessor Entities' assets, and rather such amounts would be allocated generally to AIV Holdings. The result is that any distributions made to NMFC's stockholders that are attributable to such gains generally will not be treated as taxable dividends but rather as return of capital.

**Combined Notes to the Consolidated Financial Statements of
New Mountain Finance Holdings, L.L.C.,
the Financial Statements of New Mountain Finance Corporation and the Financial Statements
of New Mountain Finance AIV Holdings Corporation (Continued)**

September 30, 2012
(unaudited)

Note 1. Formation and Business Purpose (Continued)

The diagram below depicts the Companies' current organizational structure as of September 30, 2012.



* Includes partners of New Mountain Guardian Partners, L.P.

** These common membership units are exchangeable into shares of NMFC common stock on a one-for-one basis.

**Combined Notes to the Consolidated Financial Statements of
New Mountain Finance Holdings, L.L.C.,
the Financial Statements of New Mountain Finance Corporation and the Financial Statements
of New Mountain Finance AIV Holdings Corporation (Continued)**

September 30, 2012
(unaudited)

Note 1. Formation and Business Purpose (Continued)

NMF Holdings' investment objective is to generate current income and capital appreciation through the sourcing and origination of debt securities at all levels of the capital structure, including first and second lien debt, notes, bonds and mezzanine securities. In some cases, NMF Holdings' investments may also include equity interests. The primary focus is in the debt of defensive growth companies, which are defined as generally exhibiting the following characteristics: (i) sustainable secular growth drivers, (ii) high barriers to competitive entry, (iii) high free cash flow after capital expenditure and working capital needs, (iv) high returns on assets and (v) opportunities for niche market dominance.

Note 2. Summary of Significant Accounting Policies

Basis of accounting — The Companies' financial statements have been prepared in conformity with accounting principles generally accepted in the United States of America ("GAAP"). NMF Holdings consolidates its wholly-owned subsidiary, New Mountain Finance SPV Funding, L.L.C. ("NMF SLF"). NMFC and AIV Holdings do not consolidate the Operating Company. NMFC and AIV Holdings apply investment company master-feeder financial statement presentation, as described in Accounting Standards Codification 946, *Financial Services — Investment Companies*, ("ASC 946") to their interest in the Operating Company. NMFC and AIV Holdings observe that it is industry practice to follow the presentation prescribed for a Master Fund-Feeder Fund structure in ASC 946 in instances in which a Master Fund is owned by more than one feeder fund and that such presentation provides stockholders of NMFC and AIV Holdings with a clearer depiction of their investment in the Master Fund.

The Companies' financial statements reflect all adjustments and reclassifications which, in the opinion of management, are necessary for the fair presentation of the results of operations and financial condition for all periods presented. All intercompany transactions have been eliminated. Revenues are recognized when earned and expenses when incurred. The financial results of the Operating Company's portfolio investments are not consolidated in the financial statements. Prior to the IPO, an affiliate of the Predecessor Entities paid a majority of the management and incentive fees. Historical operating expenses do not reflect the allocation of certain professional fees, administrative and other expenses that have been incurred following the completion of the IPO. Accordingly, the Operating Company's historical operating expenses are not comparable to its operating expenses after the completion of the IPO.

The Companies' interim financial statements are prepared in accordance with GAAP for interim financial information and pursuant to the requirements for reporting on Form 10-Q and Articles 6 or 10 of Regulation S-X. Accordingly, the Companies' interim financial statements do not include all of the information and notes required by GAAP for annual financial statements. In the opinion of management, all adjustments, consisting solely of normal recurring accruals considered necessary for the fair presentation of financial statements for the interim period, have been included. The current period's results of operations will not necessarily be indicative of results that ultimately may be achieved for the fiscal year ending December 31, 2012.

**Combined Notes to the Consolidated Financial Statements of
New Mountain Finance Holdings, L.L.C.,
the Financial Statements of New Mountain Finance Corporation and the Financial Statements
of New Mountain Finance AIV Holdings Corporation (Continued)**

September 30, 2012
(unaudited)

Note 2. Summary of Significant Accounting Policies (Continued)

Investments — The Operating Company applies fair value accounting in accordance with GAAP. Fair value is the amount that would be received to sell an asset or paid to transfer a liability in an orderly transaction between market participants at the measurement date. Investments are reflected on the Operating Company's Consolidated Statements of Assets, Liabilities and Members' Capital at fair value, with changes in unrealized gains and losses resulting from changes in fair value reflected in the Operating Company's Consolidated Statements of Operations as "Net change in unrealized appreciation (depreciation) of investments" and realizations on portfolio investments reflected in the Operating Company's Consolidated Statements of Operations as "Net realized gains (losses) on investments".

The Operating Company values its assets on a quarterly basis, or more frequently if required under the 1940 Act. In all cases, the Operating Company's board of directors is ultimately and solely responsible for determining the fair value of the portfolio investments on a quarterly basis in good faith, including investments that are not publicly traded, those whose market prices are not readily available and any other situation where its portfolio investments require a fair value determination. Security transactions are accounted for on a trade date basis. The Operating Company's quarterly valuation procedures are set forth in more detail below:

- (1) Investments for which market quotations are readily available on an exchange are valued at such market quotations based on the closing price indicated from independent pricing services.
- (2) Investments for which indicative prices are obtained from various pricing services and/or brokers or dealers are valued through a multi-step valuation process, as described below, to determine whether the quote(s) obtained is representative of fair value in accordance with GAAP.
 - a. Bond quotes are obtained through independent pricing services. Internal reviews are performed by the investment professionals of the Investment Adviser to ensure that the quote obtained is representative of fair value in accordance with GAAP and if so, the quote is used. If the Investment Adviser is unable to sufficiently validate the quote(s) internally and if the investment's par value exceeds the materiality threshold, the investment is valued similarly to those assets with no readily available quotes (see (3) below); and
 - b. For investments other than bonds, the Operating Company looks at the number of quotes readily available and performs the following:
 - i. Investments for which two or more quotes are received from a pricing service are valued using the mean of the mean of the bid and ask of the quotes obtained;
 - ii. Investments for which one quote is received from a pricing service are validated internally. The investment professionals of the Investment Adviser analyze the market quotes obtained using an array of valuation methods

**Combined Notes to the Consolidated Financial Statements of
New Mountain Finance Holdings, L.L.C.,
the Financial Statements of New Mountain Finance Corporation and the Financial Statements
of New Mountain Finance AIV Holdings Corporation (Continued)**

September 30, 2012
(unaudited)

Note 2. Summary of Significant Accounting Policies (Continued)

(further described below) to validate the fair value. If the Investment Adviser is unable to sufficiently validate the quote internally and if the investment's par value exceeds the materiality threshold, the investment is valued similarly to those assets with no readily available quotes (see (3) below).

- (3) Investments for which quotations are not readily available through exchanges, pricing services, brokers, or dealers are valued through a multi-step valuation process:
- a. Each portfolio company or investment is initially valued by the investment professionals of the Investment Adviser responsible for the credit monitoring;
 - b. Preliminary valuation conclusions will then be documented and discussed with the Operating Company's senior management;
 - c. If an investment falls into (3) above for four consecutive quarters and if the investment's par value exceeds the materiality threshold, then at least once each fiscal year, the valuation for each portfolio investment for which the Operating Company does not have a readily available market quotation will be reviewed by an independent valuation firm engaged by our board of directors; and
 - d. Also, when deemed appropriate by the Operating Company's management, an independent valuation firm may be engaged to review and value investment(s) of a portfolio company, without any preliminary valuation being performed by the Investment Adviser. The investment professionals of the Investment Adviser will review and validate the value provided.

Valuation methods may include comparisons of financial ratios of the portfolio companies that issued such private securities to peer companies that are public, the nature of and the realizable value of any collateral, the portfolio company's earnings, discounted cash flows, the ability to make payments, the markets in which the portfolio company conducts business, and other relevant factors, including available market data such as relevant and applicable market trading and transaction comparables; applicable market yields and multiples; security covenants; call protection provisions; information rights; comparable merger and acquisition transactions; and the principal market and enterprise values. When an external event such as a purchase transaction, public offering or subsequent sale occurs, the Operating Company will consider the pricing indicated by the external event to corroborate the private valuation.

The values assigned to investments are based upon available information and do not necessarily represent amounts which might ultimately be realized, since such amounts depend on future circumstances and cannot be reasonably determined until the individual positions are liquidated. Due to the inherent uncertainty of determining the fair value of investments that do not have a readily available market value, the fair value of NMF Holdings' investments may fluctuate from period to period.

**Combined Notes to the Consolidated Financial Statements of
New Mountain Finance Holdings, L.L.C.,
the Financial Statements of New Mountain Finance Corporation and the Financial Statements
of New Mountain Finance AIV Holdings Corporation (Continued)**

September 30, 2012
(unaudited)

Note 2. Summary of Significant Accounting Policies (Continued)

NMFC and AIV Holdings are holding companies with no direct operations of their own, and their sole asset is their ownership in the Operating Company. NMFC's and AIV Holdings' investments in the Operating Company are carried at fair value and represent the respective pro-rata interest in the net assets of the Operating Company as of the applicable reporting date. NMFC and AIV Holdings value their ownership interest on a quarterly basis, or more frequently if required under the 1940 Act.

See Note 3, *Investments*, for further discussion relating to investments.

Cash and cash equivalents — Cash and cash equivalents include cash and short-term, highly liquid investments. The Companies define cash equivalents as securities that are readily convertible into known amounts of cash and so near maturity that there is insignificant risk of changes in value. Generally, these securities have original maturities of three months or less.

Revenue recognition

The Operating Company's revenue recognition policies are as follows:

Sales and paydowns of investments: Realized gains and losses on investments are determined on the specific identification method.

Interest income: Interest income, including amortization of premium and discount using the effective interest method, is recorded on the accrual basis and periodically assessed for collectability. Interest income also includes interest earned from cash on hand. Upon the prepayment of a loan or debt security, any prepayment penalties are recorded as part of interest income. The Operating Company has loans in the portfolio that contain a payment-in-kind ("PIK") provision. PIK represents interest that is accrued and recorded as interest income at the contractual rates, added to the loan principal on the respective capitalization dates, and generally due at maturity.

Non-accrual income: Loans are placed on non-accrual status when principal or interest payments are past due 30 days or more and when there is reasonable doubt that principal or interest will be collected. Accrued cash and un-capitalized PIK interest is generally reversed when a loan is placed on non-accrual status. Previously capitalized PIK interest is not reversed when an investment is placed on non-accrual status. Interest payments received on non-accrual loans may be recognized as income or applied to principal depending upon management's judgment of the ultimate outcome. Non-accrual loans are restored to accrual status when past due principal and interest is paid and, in management's judgment, are likely to remain current.

Other income: Other income represents delayed compensation, consent or amendment fees, revolver fees and other miscellaneous fees received. Delayed compensation is income earned from counterparties on trades that do not settle within a set number of business days after trade date. Other income may also include fees from bridge loans. NMF Holdings may from time to time enter into bridge financing commitments, an obligation to provide interim financing to a

**Combined Notes to the Consolidated Financial Statements of
New Mountain Finance Holdings, L.L.C.,
the Financial Statements of New Mountain Finance Corporation and the Financial Statements
of New Mountain Finance AIV Holdings Corporation (Continued)**

September 30, 2012
(unaudited)

Note 2. Summary of Significant Accounting Policies (Continued)

counterparty until permanent credit can be obtained. These commitments are short-term in nature and may expire unfunded. A fee is received by NMF Holdings for providing such financing.

NMFC's and AIV Holdings' revenue recognition policies are as follows:

Revenue, expenses, and capital gains (losses): At each quarterly valuation date, the Operating Company's investment income, expenses, net realized gains (losses), and net increase (decrease) in unrealized appreciation (depreciation) are allocated to NMFC and AIV Holdings based on their pro-rata interest in the net assets of the Operating Company. This is recorded on NMFC's and AIV Holdings' Statements of Operations. Realized gains and losses are recorded upon sales of NMFC's and AIV Holdings' investments in the Operating Company. Net change in unrealized appreciation (depreciation) of investment in New Mountain Finance Holdings, L.L.C. is the difference between the net asset value per share and the closing price per share for shares issued as part of the dividend reinvestment plan on the dividend payment date. This net change in unrealized appreciation (depreciation) of investment in New Mountain Finance Holdings, L.L.C. includes the unrealized appreciation (depreciation) from the IPO. NMFC used the proceeds from its IPO and Concurrent Private Placement to purchase units in the Operating Company at \$13.75 per unit (its IPO price per share). At the IPO date, \$13.75 per unit represented a discount to the actual net asset value per unit of the Operating Company. As a result, NMFC experienced immediate unrealized appreciation on its investment. Concurrently, AIV Holdings experienced immediate unrealized depreciation on its investment in the Operating Company equal to the difference between NMFC's IPO price of \$13.75 per unit and the actual net asset value per unit.

All expenses, including those of NMFC and AIV Holdings, are paid and recorded by the Operating Company. Expenses are allocated to NMFC and AIV Holdings based on pro-rata ownership interest. In addition, the Operating Company paid all of the offering costs related to the IPO. NMFC and AIV Holdings have recorded their portion of the offering costs excluding underwriters' discounts or commissions as a direct reduction to net assets and the cost of their investment in the Operating Company.

With respect to the expenses incident to any registration of shares of NMFC's common stock issued in exchange for AIV Holdings' units of the Operating Company, AIV Holdings is directly responsible for the expenses of any demand registration (including underwriters' discounts or commissions) and their pro-rata share of any "piggyback" registration expenses.

Interest and other credit facility expenses — Interest and other credit facility fees are recorded on an accrual basis by the Operating Company. See Note 7, *Borrowing Facilities*, for details.

Deferred credit facility costs — The deferred credit facility costs of the Operating Company consist of capitalized expenses related to the origination and amending of the Operating Company's existing credit facilities. The Operating Company amortizes these costs into expense using the straight-line method over the stated life of the related credit facility. See Note 7, *Borrowing Facilities*, for details.

**Combined Notes to the Consolidated Financial Statements of
New Mountain Finance Holdings, L.L.C.,
the Financial Statements of New Mountain Finance Corporation and the Financial Statements
of New Mountain Finance AIV Holdings Corporation (Continued)**

September 30, 2012
(unaudited)

Note 2. Summary of Significant Accounting Policies (Continued)

Income taxes — NMF Holdings is treated as a partnership for federal income tax purposes. Accordingly, no provision for income taxes has been made in the accompanying financial statements, as the partners are individually responsible for reporting income or loss based on their respective share of the revenues and expenses. NMF Holdings files United States ("U.S.") federal, state, and local income tax returns.

NMFC and AIV Holdings have elected to be treated, and intend to comply with the requirements to qualify annually, as RICs under subchapter M of the Code. As RICs, NMFC and AIV Holdings are not subject to federal income tax on the portion of taxable income and gains timely distributed to stockholders; therefore, no provision for income taxes has been recorded.

To continue to qualify as RICs, NMFC and AIV Holdings are required to meet certain income and asset diversification tests in addition to distributing at least 90.0% of their respective investment company taxable income, as defined by the Code. Since federal income tax regulations differ from GAAP, distributions in accordance with tax regulations may differ from net investment income and realized gains recognized for financial reporting purposes.

Differences between taxable income and the results of operations for financial reporting purposes may be permanent or temporary in nature. Permanent differences are reclassified among capital accounts in the financial statements to reflect their tax character. Differences in classification may also result from the treatment of short-term gains as ordinary income for tax purposes.

For federal income tax purposes, distributions paid to stockholders of NMFC and AIV Holdings are reported as ordinary income, return of capital, long term capital gains or a combination thereof.

NMFC and AIV Holdings will be subject to a 4.0% nondeductible federal excise tax on certain undistributed income unless NMFC and AIV Holdings distribute, in a timely manner as required by the Code, an amount at least equal to the sum of (1) 98.0% of their respective net ordinary income earned for the calendar year and (2) 98.2% of their respective capital gain net income for the one-year period ending October 31 in the calendar year.

The Companies have adopted the Income Taxes topic of the Codification ("ASC 740"). ASC 740 provides guidance for how uncertain income tax positions should be recognized, measured, and disclosed in the financial statements. Based on their analyses, the Companies have determined that the adoption of ASC 740 did not have a material impact to the Companies' financial statements.

Dividends — Distributions to common unit holders of NMF Holdings and common stockholders of NMFC and AIV Holdings are recorded on the record date as set by the respective board of directors. In order for NMFC and AIV Holdings to pay a dividend or other distribution to holders of their common stock, it must be accompanied by a prior distribution by NMF Holdings to all of its unit holders. NMF Holdings intends to make distributions to its unit holders that will be sufficient to enable NMFC and AIV Holdings to pay quarterly distributions to their stockholders and to obtain and maintain their status as RICs. NMFC and AIV Holdings intend to distribute approximately all of their portion of NMF Holdings' adjusted net investment income (see Note 5,

**Combined Notes to the Consolidated Financial Statements of
New Mountain Finance Holdings, L.L.C.,
the Financial Statements of New Mountain Finance Corporation and the Financial Statements
of New Mountain Finance AIV Holdings Corporation (Continued)**

September 30, 2012
(unaudited)

Note 2. Summary of Significant Accounting Policies (Continued)

Agreements) on a quarterly basis and substantially all of their portion of NMF Holdings' taxable income on an annual basis, except that NMFC may retain certain net capital gains for reinvestment.

Under certain circumstances, the distributions that NMF Holdings makes to its members may not be sufficient for AIV Holdings to satisfy the annual distribution requirement necessary for AIV Holdings to continue to qualify as a RIC. In that case, it is expected that Guardian AIV would consent to be treated as if it received distributions from AIV Holdings sufficient to satisfy the annual distribution requirement. Guardian AIV would be required to include the consent dividend in its taxable income as a dividend from AIV Holdings, which would result in phantom (i.e., non-cash) taxable income to Guardian AIV. AIV Holdings intends to make quarterly distributions to Guardian AIV, its sole stockholder, out of assets legally available for distribution each quarter.

NMF Holdings and NMFC are required to take certain actions in order to maintain, at all times, a one-to-one ratio between the number of units held by NMFC and the number of shares of NMFC's common stock outstanding. NMFC has adopted a dividend reinvestment plan that provides on behalf of its stockholders for reinvestment of any distributions declared, unless a stockholder elects to receive cash. Cash distributions reinvested in additional shares of NMFC's common stock will be automatically reinvested by NMFC into additional units of NMF Holdings. In addition, AIV Holdings does not intend to reinvest any distributions received from NMF Holdings in additional units of NMF Holdings.

NMFC applies the following in implementing the dividend reinvestment plan. If the price at which newly issued shares are to be credited to stockholders' accounts is greater than 110.0% of the last determined net asset value of the shares, NMFC will use only newly issued shares to implement its dividend reinvestment plan. Under such circumstances, the number of shares to be issued to a stockholder is determined by dividing the total dollar amount of the distribution payable to such stockholder by the market price per share of NMFC's common stock on the New York Stock Exchange ("NYSE") on the distribution payment date. Market price per share on that date will be the closing price for such shares on the NYSE or, if no sale is reported for such day, the average of their electronically reported bid and asked prices. If NMFC uses newly issued shares to implement the plan, NMFC will receive, on a one-for-one basis, additional units of NMF Holdings in exchange for cash distributions that are reinvested in shares of NMFC's common stock under the dividend reinvestment plan.

If the price at which newly issued shares are to be credited to stockholders' accounts is less than 110.0% of the last determined net asset value of the shares, NMFC will either issue new shares or instruct the plan administrator to purchase shares in the open market to satisfy the additional shares required. Shares purchased in open market transactions by the plan administrator will be allocated to a stockholder based on the average purchase price, excluding any brokerage charges or other charges, of all shares of common stock purchased in the open market. The number of shares of NMFC's common stock to be outstanding after giving effect to payment of the distribution cannot be established until the value per share at which additional shares will be issued has been determined and elections of NMFC's stockholders have been tabulated.

**Combined Notes to the Consolidated Financial Statements of
New Mountain Finance Holdings, L.L.C.,
the Financial Statements of New Mountain Finance Corporation and the Financial Statements
of New Mountain Finance AIV Holdings Corporation (Continued)**

September 30, 2012
(unaudited)

Note 2. Summary of Significant Accounting Policies (Continued)

Foreign securities — The accounting records of the Operating Company are maintained in U.S. dollars. Investment securities denominated in foreign currencies are translated into U.S. dollars based on the rate of exchange of such currencies on the date of valuation. Purchases and sales of investment securities and income and expense items denominated in foreign currencies are translated into U.S. dollars based on the rate of exchange of such currencies on the respective dates of the transactions. The Operating Company does not isolate that portion of the results of operations resulting from changes in foreign exchange rates on investments from the fluctuations arising from changes in market prices of securities held. Such fluctuations are included with "Net change in unrealized (depreciation) appreciation of investments" and "Net realized gains (losses) on investments" in the Operating Company's Consolidated Statements of Operations.

Investments denominated in foreign currencies may be negatively affected by movements in the rate of exchange between the U.S. dollar and such foreign currencies. This movement is beyond the control of the Operating Company and cannot be predicted.

Use of estimates — The preparation of the Companies' financial statements in conformity with GAAP requires management to make estimates and assumptions that affect the reported amounts of assets and liabilities at the date of the Companies' financial statements and the reported amounts of revenues and expenses during the reporting periods. Changes in the economic environment, financial markets, and other metrics used in determining these estimates could cause actual results to differ from the estimates used, and the differences could be material.

Note 3. Investments

At September 30, 2012 the Operating Company's investments consisted of the following:

Investment Cost and Fair Value by Type

| | Cost | Fair Value |
|-------------------|-----------------------|-----------------------|
| First lien | \$ 512,728,758 | \$ 516,696,669 |
| Second lien | 300,529,375 | 306,000,868 |
| Subordinated | 27,652,784 | 29,798,484 |
| Equity and other | 3,613,796 | 6,388,157 |
| Total investments | <u>\$ 844,524,713</u> | <u>\$ 858,884,178</u> |

**Combined Notes to the Consolidated Financial Statements of
New Mountain Finance Holdings, L.L.C.,
the Financial Statements of New Mountain Finance Corporation and the Financial Statements
of New Mountain Finance AIV Holdings Corporation (Continued)**

September 30, 2012
(unaudited)

Note 3. Investments (Continued)

Investment Cost and Fair Value by Industry

| | Cost | Fair Value |
|-----------------------------------|-----------------------|-----------------------|
| Software | \$ 211,165,998 | \$ 215,457,937 |
| Education | 149,780,665 | 146,202,123 |
| Healthcare Services | 126,716,910 | 132,744,997 |
| Federal Services | 82,867,599 | 83,517,909 |
| Business Services | 57,744,926 | 60,316,516 |
| Media | 32,946,426 | 37,280,506 |
| Information Services | 32,334,098 | 32,813,581 |
| Healthcare Products | 31,125,366 | 32,325,000 |
| Consumer Services | 31,109,526 | 31,679,894 |
| Logistics | 25,475,267 | 24,930,000 |
| Industrial Services | 16,769,702 | 17,042,500 |
| Healthcare Information Technology | 14,616,427 | 13,299,722 |
| Retail | 11,614,165 | 12,060,709 |
| Energy | 10,414,096 | 10,657,658 |
| Information Technology | 6,460,378 | 6,276,585 |
| Power Generation | 3,383,164 | 2,278,541 |
| Total investments | \$ 844,524,713 | \$ 858,884,178 |

At December 31, 2011 the Operating Company's investments consisted of the following:

Investment Cost and Fair Value by Type

| | Cost | Fair Value |
|--------------------------|-----------------------|-----------------------|
| First lien | \$ 407,538,564 | \$ 410,313,643 |
| Second lien | 262,532,416 | 262,701,495 |
| Subordinated | 26,672,980 | 27,648,951 |
| Equity and other | 3,120,824 | 2,849,471 |
| Total investments | \$ 699,864,784 | \$ 703,513,560 |

**Combined Notes to the Consolidated Financial Statements of
New Mountain Finance Holdings, L.L.C.,
the Financial Statements of New Mountain Finance Corporation and the Financial Statements
of New Mountain Finance AIV Holdings Corporation (Continued)**

September 30, 2012
(unaudited)

Note 3. Investments (Continued)

Investment Cost and Fair Value by Industry

| | Cost | Fair Value |
|-----------------------------------|-----------------------|-----------------------|
| Software | \$ 153,797,485 | \$ 155,642,372 |
| Healthcare Services | 113,200,121 | 117,544,595 |
| Education | 104,237,094 | 101,794,083 |
| Business Services | 73,143,286 | 76,435,801 |
| Federal Services | 70,665,154 | 70,674,563 |
| Consumer Services | 29,357,183 | 29,764,430 |
| Information Services | 29,516,875 | 29,626,611 |
| Healthcare Products | 24,037,614 | 24,875,000 |
| Logistics | 25,407,419 | 24,610,002 |
| Industrial Services | 19,220,188 | 17,543,793 |
| Healthcare Information Technology | 14,704,271 | 14,108,263 |
| Media | 11,756,172 | 11,731,350 |
| Specialty Chemicals and Materials | 9,449,821 | 9,430,359 |
| Power Generation | 9,966,951 | 8,609,943 |
| Information Technology | 6,570,081 | 6,249,251 |
| Telecommunication | 4,835,069 | 4,873,144 |
| Total investments | \$ 699,864,784 | \$ 703,513,560 |

As of September 30, 2012, the Operating Company's original first lien position in ATI Acquisition Company remained on non-accrual status due to the inability of the portfolio company to service its interest payment for the quarter then ended and uncertainty about its ability to pay such amounts in the future. As of September 30, 2012, this first lien debt investment had a cost basis of \$4,306,437, a fair value of \$332,438 and total unearned interest income of \$154,682 and \$451,916, respectively, for the three and nine months then ended. Additionally, the Operating Company has two super priority first lien debt investments in ATI Acquisition Company with a combined cost basis of \$1,610,357 and a combined fair value of \$1,149,177 as of September 30, 2012. Unrealized gains include a fee that the Operating Company would receive upon maturity of the two super priority first lien debt investments. During the third quarter of 2012, the Operating Company placed the super priority first lien positions on non-accrual status as well, resulting in the aggregate reversal of accrued interest income of \$232,147, of which \$155,462 was previously earned and accrued in prior periods (prior to the quarter ended September 30, 2012 and dating back to October 1, 2011). No PIK was recorded during the quarter ended September 30, 2012 related to the two super priority first lien positions. As of September 30, 2012, the Operating Company's total investment in ATI Acquisition Company had an aggregate cost basis of \$5,916,794 and an aggregate fair value of \$1,481,615, putting the entire ATI Acquisition Company positions on non-accrual. As of December 31, 2011, the Operating Company's original first lien position in ATI Acquisition Company was put on non-accrual status, with a cost basis of \$4,351,747, a fair value of

**Combined Notes to the Consolidated Financial Statements of
New Mountain Finance Holdings, L.L.C.,
the Financial Statements of New Mountain Finance Corporation and the Financial Statements
of New Mountain Finance AIV Holdings Corporation (Continued)**

September 30, 2012
(unaudited)

Note 3. Investments (Continued)

\$783,617 and total unearned interest income of \$139,793 for the quarter and year then ended. The Operating Company's two super priority first lien debt investments in ATI Acquisition Company had a combined cost basis and fair value of \$1,576,066 as of December 31, 2011. As of December 31, 2011, the Operating Company's total investment in ATI Acquisition Company had an aggregate cost basis of \$5,927,813 and an aggregate fair value of \$2,359,683.

As of September 30, 2012, the Operating Company had unfunded commitments on revolving credit facilities and bridge facilities of \$13,858,500 and \$0, respectively. The Operating Company did not have any unfunded commitments in the form of a delayed draw or other future funding commitments as of September 30, 2012. These unfunded commitments are disclosed on the Operating Company's Consolidated Schedule of Investments as of September 30, 2012.

As of December 31, 2011, the Operating Company had unfunded commitments on revolving credit facilities and bridge facilities of \$22,698,500 and \$35,000,000, respectively. Additionally, the Operating Company had unfunded commitments in the form of a delayed draw or other future funding commitments of \$4,250,632 as of December 31, 2011. These unfunded commitments are disclosed on the Operating Company's Consolidated Schedules of Investments as of December 31, 2011.

Investment Risk Factor — First and second lien debt that the Operating Company invests in is entirely, or almost entirely, rated below investment grade or may be unrated. These loans are considered speculative because of the credit risk of the issuers. Such issuers are considered more likely than investment grade issuers to default on their payments of interest and principal and such defaults could reduce the net asset value and income distributions of the Operating Company. First and second lien debt may also lose significant market value before a default occurs. Furthermore, an active trading market may not exist for these first and second lien loans. This illiquidity may make it more difficult to value the debt.

Subordinated debt is generally subject to similar risks as those associated with first and second lien debt, except that such debt is subordinated in payment and /or lower in lien priority. Subordinated debt is subject to the additional risk that the cash flow of the borrower and the property securing the debt, if any, may be insufficient to meet scheduled payments after giving effect to the senior secured and unsecured obligations of the borrower.

Note 4. Fair Value

Fair value is the amount that would be received to sell an asset or paid to transfer a liability in an orderly transaction between market participants at the measurement date. Accounting Standards Codification 820, *Fair Value Measurements and Disclosures* ("ASC 820"), establishes a fair value hierarchy that prioritizes and ranks the inputs to valuation techniques used in measuring

**Combined Notes to the Consolidated Financial Statements of
New Mountain Finance Holdings, L.L.C.,
the Financial Statements of New Mountain Finance Corporation and the Financial Statements
of New Mountain Finance AIV Holdings Corporation (Continued)**

September 30, 2012
(unaudited)

Note 4. Fair Value (Continued)

investments at fair value. The hierarchy classifies the inputs used in measuring fair value into three levels as follows:

Level I — Quoted prices (unadjusted) are available in active markets for identical investments and the Operating Company has the ability to access such quotes as of the reporting date. The type of investments which would generally be included in Level I include active exchange-traded equity securities and exchange-traded derivatives. As required by ASC 820, the Operating Company, to the extent that it holds such investments, does not adjust the quoted price for these investments, even in situations where the Operating Company holds a large position and a sale could reasonably impact the quoted price.

Level II — Pricing inputs are observable for the investments, either directly or indirectly, as of the reporting date, but are not the same as those used in Level I. Level II inputs include the following:

- Quoted prices for similar assets or liabilities in active markets;
- Quoted prices for identical or similar assets or liabilities in non-active markets (examples include corporate and municipal bonds, which trade infrequently);
- Pricing models whose inputs are observable for substantially the full term of the asset or liability (examples include most over-the-counter derivatives, including foreign exchange forward contracts); and
- Pricing models whose inputs are derived principally from or corroborated by observable market data through correlation or other means for substantially the full term of the asset or liability.

Level III — Pricing inputs are unobservable for the investment and include situations where there is little, if any, market activity for the investment.

The inputs used to measure fair value may fall into different levels. In all instances when the inputs fall within different levels of the hierarchy, the level within which the fair value measurement is categorized is based on the lowest level of input that is significant to the fair value measurement in its entirety. As such, a Level III fair value measurement may include inputs that are both observable (Levels I and II) and unobservable (Level III). Gains and losses for such assets categorized within the Level III table below may include changes in fair value that are attributable to both observable inputs (Levels II and III) and unobservable inputs (Level III).

The inputs into the determination of fair value require significant judgment or estimation by management and consider factors specific to each investment. A review of the fair value hierarchy classifications is conducted on a quarterly basis. Changes in the observability of valuation inputs may result in the reclassification of certain investments within the fair value hierarchy from period to period. Reclassifications impacting the fair value hierarchy are reported as transfers in/out of the respective leveling categories as of the beginning of the quarter in which the reclassifications occur.

**Combined Notes to the Consolidated Financial Statements of
New Mountain Finance Holdings, L.L.C.,
the Financial Statements of New Mountain Finance Corporation and the Financial Statements
of New Mountain Finance AIV Holdings Corporation (Continued)**

September 30, 2012
(unaudited)

Note 4. Fair Value (Continued)

The following table summarizes the levels in the fair value hierarchy that the Operating Company's portfolio investments fall into as of September 30, 2012:

| | <u>Total</u> | <u>Level I</u> | <u>Level II</u> | <u>Level III</u> |
|--------------------------|-----------------------|----------------|-----------------------|-----------------------|
| First lien | \$ 516,696,669 | \$ — | \$ 466,135,619 | \$ 50,561,050 |
| Second lien | 306,000,868 | — | 262,745,568 | 43,255,300 |
| Subordinated | 29,798,484 | — | 22,259,500 | 7,538,984 |
| Equity and other | 6,388,157 | — | — | 6,388,157 |
| Total investments | <u>\$ 858,884,178</u> | <u>\$ —</u> | <u>\$ 751,140,687</u> | <u>\$ 107,743,491</u> |

The following table summarizes the levels in the fair value hierarchy that the Operating Company's portfolio investments fall into as of December 31, 2011:

| | <u>Total</u> | <u>Level I</u> | <u>Level II</u> | <u>Level III</u> |
|--------------------------|-----------------------|----------------|-----------------------|----------------------|
| First lien | \$ 410,313,643 | \$ — | \$ 377,172,906 | \$ 33,140,737 |
| Second lien | 262,701,495 | — | 214,296,195 | 48,405,300 |
| Subordinated | 27,648,951 | — | 21,077,500 | 6,571,451 |
| Equity and other | 2,849,471 | — | — | 2,849,471 |
| Total investments | <u>\$ 703,513,560</u> | <u>\$ —</u> | <u>\$ 612,546,601</u> | <u>\$ 90,966,959</u> |

The following table summarizes the changes in fair value of Level III portfolio investments for the three months ended September 30, 2012, as well as the portion of appreciation (depreciation)

**Combined Notes to the Consolidated Financial Statements of
New Mountain Finance Holdings, L.L.C.,
the Financial Statements of New Mountain Finance Corporation and the Financial Statements
of New Mountain Finance AIV Holdings Corporation (Continued)**

September 30, 2012
(unaudited)

Note 4. Fair Value (Continued)

included in income attributable to unrealized appreciation (depreciation) related to those assets and liabilities still held by the Operating Company at September 30, 2012:

| | Total | First Lien | Second Lien | Subordinated | Equity and other |
|---|-----------------------|----------------------|----------------------|---------------------|-----------------------------|
| Fair value, June 30, 2012 | \$ 106,374,080 | \$ 42,747,486 | \$ 53,275,300 | \$ 7,538,984 | \$ 2,812,310 |
| Total gains or losses included in earnings: | | | | | |
| Net realized gains (losses) on investments | 105,876 | 105,876 | — | — | — |
| Net change in unrealized appreciation (depreciation) | 3,161,381 | 51,782 | — | — | 3,109,599 |
| Purchases, including capitalized PIK, revolver fundings and delayed draws | 11,460,000 | 11,460,000 | — | — | — |
| Proceeds from sales and paydowns of investments | (10,385,344) | (10,385,344) | — | — | — |
| Transfers into Level III(1) | 7,047,498 | 6,581,250 | — | — | 466,248(2) |
| Transfers out of Level III(1) | (10,020,000) | — | (10,020,000) | — | — |
| Fair value, September 30, 2012 | <u>\$ 107,743,491</u> | <u>\$ 50,561,050</u> | <u>\$ 43,255,300</u> | <u>\$ 7,538,984</u> | <u>\$ 6,388,157</u> |
| Unrealized appreciation (depreciation) for the period relating to those Level III assets that were still held by the Operating Company at the end of the period: | <u>\$ 3,161,381</u> | <u>\$ 51,782</u> | <u>\$ —</u> | <u>\$ —</u> | <u>\$ 3,109,599</u> |

- (1) As of September 30, 2012, the portfolio investments were transferred into Level III from Level II and out of Level III into Level II at fair value as of the beginning of the quarter in which the reclassifications occurred.
- (2) This Level III transfer relates to the Operating Company's investment in warrants of YP Equity Investors LLC, which was valued with YP Holdings LLC's second lien debt as of June 30, 2012.

**Combined Notes to the Consolidated Financial Statements of
New Mountain Finance Holdings, L.L.C.,
the Financial Statements of New Mountain Finance Corporation and the Financial Statements
of New Mountain Finance AIV Holdings Corporation (Continued)**

September 30, 2012
(unaudited)

Note 4. Fair Value (Continued)

The following table summarizes the changes in fair value of Level III portfolio investments for the three months ended September 30, 2011, as well as the portion of appreciation (depreciation) included in income attributable to unrealized appreciation (depreciation) related to those assets and liabilities still held by the Operating Company at September 30, 2011:

| | <u>Total</u> | <u>First Lien</u> | <u>Second Lien</u> | <u>Subordinated</u> | <u>Equity and other</u> |
|---|----------------------|-----------------------|----------------------|----------------------|-----------------------------|
| Fair value, June 30, 2011 | \$ 44,501,997 | \$ 30,794,495 | \$ — | \$ 13,231,138 | \$ 476,364 |
| Total gains or losses included in earnings: | | | | | |
| Net change in unrealized appreciation (depreciation) | 22,914 | (1,083,701) | — | 1,181,247 | (74,632) |
| Purchases, including capitalized PIK and revolver fundings | 24,000,000 | — | 24,000,000 | — | — |
| Proceeds from sales and paydowns of investments | (535,593) | (535,593) | — | — | — |
| Transfers out of Level III(1) | (14,700,000) | (14,700,000) | — | — | — |
| Fair value, September 30, 2011 | <u>\$ 53,289,318</u> | <u>\$ 14,475,201</u> | <u>\$ 24,000,000</u> | <u>\$ 14,412,385</u> | <u>\$ 401,732</u> |
| Unrealized appreciation (depreciation) for the period relating to those Level III assets that were still held by the Operating Company at the end of the period: | <u>\$ 22,914</u> | <u>\$ (1,083,701)</u> | <u>\$ —</u> | <u>\$ 1,181,247</u> | <u>\$ (74,632)</u> |

- (1) As of September 30, 2011, the portfolio investments were transferred into Level III from Level II at fair value as of the beginning of the quarter in which the reclassifications occurred.

The following table summarizes the changes in fair value of Level III portfolio investments for the nine months ended September 30, 2012, as well as the portion of appreciation (depreciation)

**Combined Notes to the Consolidated Financial Statements of
New Mountain Finance Holdings, L.L.C.,
the Financial Statements of New Mountain Finance Corporation and the Financial Statements
of New Mountain Finance AIV Holdings Corporation (Continued)**

September 30, 2012
(unaudited)

Note 4. Fair Value (Continued)

included in income attributable to unrealized appreciation (depreciation) related to those assets and liabilities still held by the Operating Company at September 30, 2012:

| | Total | First Lien | Second Lien | Subordinated | Equity and other |
|--|-----------------------|----------------------|----------------------|---------------------|-----------------------------|
| Fair value, December 31, 2011 | \$ 90,966,959 | \$ 33,140,737 | \$ 48,405,300 | \$ 6,571,451 | \$ 2,849,471 |
| Total gains or losses included in earnings: | | | | | |
| Net realized gains (losses) on investments | 4,274,695 | 4,252,079 | 22,616 | — | — |
| Net change in unrealized (depreciation) appreciation | (1,001,118) | (3,851,021) | (173,235) | (22,576) | 3,045,714 |
| Purchases, including capitalized PIK, revolver fundings and delayed draws | 57,088,933 | 46,051,481 | 10,020,619 | 990,109 | 26,724 |
| Proceeds from sales and paydowns of investments | (29,501,938) | (24,501,938) | (5,000,000) | — | — |
| Transfers into Level III(1) | 7,047,498 | 6,581,250 | — | — | 466,248(2) |
| Transfers out of Level III(1) | (21,131,538) | (11,111,538) | (10,020,000) | — | — |
| Fair value, September 30, 2012 | <u>\$ 107,743,491</u> | <u>\$ 50,561,050</u> | <u>\$ 43,255,300</u> | <u>\$ 7,538,984</u> | <u>\$ 6,388,157</u> |
| Unrealized appreciation (depreciation) for the period relating to those Level III assets that were still held by the Operating Company at the end of the period: | <u>\$ 2,612,648</u> | <u>\$ (409,871)</u> | <u>\$ (619)</u> | <u>\$ (22,576)</u> | <u>\$ 3,045,714</u> |

- (1) As of September 30, 2012, the portfolio investments were transferred into Level III from Level II and out of Level III into Level II at fair value as of the beginning of the quarter in which the reclassifications occurred.
- (2) This Level III transfer relates to the Operating Company's investment in warrants of YP Equity Investors LLC, which was valued with YP Holdings LLC's second lien debt as of June 30, 2012.

The following table summarizes the changes in fair value of Level III portfolio investments for the nine months ended September 30, 2011, as well as the portion of appreciation (depreciation)

**Combined Notes to the Consolidated Financial Statements of
New Mountain Finance Holdings, L.L.C.,
the Financial Statements of New Mountain Finance Corporation and the Financial Statements
of New Mountain Finance AIV Holdings Corporation (Continued)**

September 30, 2012
(unaudited)

Note 4. Fair Value (Continued)

included in income attributable to unrealized appreciation (depreciation) related to those assets and liabilities still held by the Operating Company at September 30, 2011:

| | Total | First Lien | Second Lien | Subordinated | Equity and other |
|--|----------------------|----------------------|----------------------|----------------------|-------------------------|
| Fair value, December 31, 2010 | \$ 30,255,961 | \$ 16,975,334 | \$ — | \$ 12,747,764 | \$ 532,863 |
| Total gains or losses included in earnings: | | | | | |
| Net change in unrealized appreciation (depreciation) | 811,495 | (487,407) | — | 1,452,203 | (153,301) |
| Purchases, including capitalized PIK and revolver fundings | 38,210,181 | 13,975,593 | 24,000,000 | 212,418 | 22,170 |
| Proceeds from sales and paydowns of investments | (535,593) | (535,593) | — | — | — |
| Transfers into Level III(1) | (752,726) | (752,726) | — | — | — |
| Transfers out of Level III(1) | (14,700,000) | (14,700,000) | — | — | — |
| Fair value, September 30, 2011 | <u>\$ 53,289,318</u> | <u>\$ 14,475,201</u> | <u>\$ 24,000,000</u> | <u>\$ 14,412,385</u> | <u>\$ 401,732</u> |
| Unrealized appreciation (depreciation) for the period relating to those Level III assets that were still held by the Operating Company at the end of the period: | <u>\$ 811,495</u> | <u>\$ (487,407)</u> | <u>\$ —</u> | <u>\$ 1,452,203</u> | <u>\$ (153,301)</u> |

- (1) As of September 30, 2011, the portfolio investments were transferred into Level III from Level II and out of Level III into Level II at fair value as of the beginning of the quarter in which the reclassifications occurred.

Except as noted in the tables above, there were no other transfers in or out of Level I, II, or III during the three and nine months ended September 30, 2012 and September 30, 2011. Transfers into Level III occurred as quotations obtained through pricing services were not deemed representative of fair value as of the balance sheet date and such assets were internally valued. As quotations obtained through pricing services were substantiated through additional market sources, investments were transferred out of Level III. The Operating Company invests in revolving credit facilities. These investments are categorized as Level III investments as these assets are not actively traded and their fair values are often implied by the term loans of the respective portfolio companies.

NMF Holdings generally uses the following framework when determining the fair value of investments where there are little, if any, market activity or observable pricing inputs.

Company Performance, Financial Review, and Analysis: Prior to investment, as part of its due diligence process, NMF Holdings evaluates the overall performance and financial stability of the portfolio company. Post investment, NMF Holdings analyzes each portfolio company's current

**Combined Notes to the Consolidated Financial Statements of
New Mountain Finance Holdings, L.L.C.,
the Financial Statements of New Mountain Finance Corporation and the Financial Statements
of New Mountain Finance AIV Holdings Corporation (Continued)**

September 30, 2012
(unaudited)

Note 4. Fair Value (Continued)

operating performance and relevant financial trends versus prior year and budgeted results, including, but not limited to, factors affecting its revenue and earnings before interest, taxes, depreciation, and amortization ("EBITDA") growth, margin trends, liquidity position, covenant compliance and changes to its capital structure. NMF Holdings also attempts to identify and subsequently track any developments at the portfolio company, within its customer or vendor base or within the industry or the macroeconomic environment, generally, that may alter any material element of its original investment thesis. This analysis is specific to each portfolio company. NMF Holdings leverages the knowledge gained from its original due diligence process, augmented by this subsequent monitoring, to continually refine its outlook for each of its portfolio companies and ultimately form the valuation of its investment in each portfolio company.

Market Based Approach: NMF Holdings typically estimates the total enterprise value of each portfolio company by utilizing market value cash flow (EBITDA) multiples of publicly traded comparable companies. NMF Holdings carefully considers numerous factors when selecting the appropriate companies whose trading multiples are used to value its portfolio companies. These factors include, but are not limited to, the type of organization, similarity to the business being valued, relevant risk factors, as well as size, profitability and growth expectations. NMF Holdings generally applies an average of various relevant comparable company EBITDA multiples to the portfolio company's latest twelve month ("LTM") EBITDA or projected EBITDA to calculate portfolio company enterprise value. This is done in order to ensure that there is an appropriate level of value coverage for each investment. In applying the market based approach as of September 30, 2012, NMF Holdings used a relevant EBITDA range of 3.50x to 11.60x for first lien debt investments and 5.50x to 8.00x for second lien and subordinated debt investments to determine the enterprise value of seven of its portfolio companies. NMF Holdings believes this was a reasonable range in light of current comparable company trading levels and the specific companies involved.

Income Based Approach: NMF Holdings also typically uses a discounted cash flow analysis to estimate the fair value of the investment. Projected cash flows represent the relevant security's contractual interest, fee and principal payments plus the assumption of full principal recovery at the investment's expected maturity date. These cash flows are discounted at a rate established utilizing a yield calibration approach, which incorporates changes in the credit quality (as measured by relevant statistics) of the portfolio company, as compared to changes in the yield associated with comparable credit quality market indices, between the date of origination and the valuation date. In applying the income based approach as of September 30, 2012, NMF Holdings used a discount range of 6.5% to 14.5% for first lien debt investments, 11.5% to 13.1% for second lien debt investments and 17.0% to 22.1% for subordinated debt investments to value six of its portfolio companies.

Based on a comparison to similar BDC credit facilities, the terms and conditions of the Holdings Credit Facility and the SLF Credit Facility are representative of market. Both facilities were amended and restated on May 8, 2012 to lower the applicable interest rate spread by 0.25%. The carrying values of the Holdings Credit Facility and SLF Credit Facility approximate fair value as of

**Combined Notes to the Consolidated Financial Statements of
New Mountain Finance Holdings, L.L.C.,
the Financial Statements of New Mountain Finance Corporation and the Financial Statements
of New Mountain Finance AIV Holdings Corporation (Continued)**

September 30, 2012
(unaudited)

Note 4. Fair Value (Continued)

September 30, 2012, as both facilities are continually monitored and examined by both the borrower and the lender. The fair value of other financial assets and liabilities approximates their carrying value based on the short term nature of these items. The fair value disclosures discussed in this paragraph are considered Level III.

Fair value risk factors — The Operating Company seeks investment opportunities that offer the possibility of attaining substantial capital appreciation. Certain events particular to each industry in which the Operating Company's portfolio companies conduct their operations, as well as general economic and political conditions, may have a significant negative impact on the operations and profitability of the Operating Company's investments and/or on the fair value of the Operating Company's investments. The Operating Company's investments are subject to the risk of non-payment of scheduled interest or principal, resulting in a reduction in income to the Operating Company and thus the income of NMFC and AIV Holdings, and their corresponding fair valuations. Also, there may be risk associated with the concentration of investments in one geographic region or in certain industries. These events are beyond the control of the Operating Company and cannot be predicted. Furthermore, the ability to liquidate investments and realize value is subject to uncertainties.

Note 5. Agreements

On May 19, 2011, NMFC entered into a joinder agreement with respect to the Limited Liability Company Agreement, as amended and restated, of the Operating Company pursuant to which NMFC was admitted as a member of the Operating Company and agreed to acquire from the Operating Company a number of units of the Operating Company equal to the number of shares of common stock outstanding of NMFC. Additionally on May 19, 2011, in connection with the contribution by Guardian AIV of its units to AIV Holdings, AIV Holdings entered into a joinder agreement with respect to the Limited Liability Company Agreement, as amended and restated, of the Operating Company pursuant to which AIV Holdings was also admitted as a member of the Operating Company.

The Operating Company entered into an investment advisory and management agreement, as amended and restated (the "Investment Management Agreement") with the Investment Adviser. Under the Investment Management Agreement, the Investment Adviser manages the day-to-day operations of, and provides investment advisory services to, the Operating Company. For providing these services, the Investment Adviser receives a fee from the Operating Company, consisting of two components — a base management fee and an incentive fee.

The base management fee is calculated at an annual rate of 1.75% of the Operating Company's gross assets less (i) the borrowings under the SLF Credit Facility (as defined in Note 7, *Borrowing Facilities*) and (ii) cash and cash equivalents. The base management fee is payable quarterly in arrears, and is calculated based on the average value of the Operating Company's gross assets, borrowings under the SLF Credit Facility, and cash and cash equivalents at the end of

**Combined Notes to the Consolidated Financial Statements of
New Mountain Finance Holdings, L.L.C.,
the Financial Statements of New Mountain Finance Corporation and the Financial Statements
of New Mountain Finance AIV Holdings Corporation (Continued)**

September 30, 2012
(unaudited)

Note 5. Agreements (Continued)

each of the two most recently completed calendar quarters, and appropriately adjusted on a pro rata basis for any equity capital raises or repurchases during the current calendar quarter.

The incentive fee consists of two parts. The first part is calculated and payable quarterly in arrears and equals 20.0% of the Operating Company's "Pre-Incentive Fee Adjusted Net Investment Income" for the immediately preceding quarter, subject to a "preferred return", or "hurdle", and a "catch-up" feature. "Pre-Incentive Fee Net Investment Income" means interest income, dividend income and any other income (including any other fees (other than fees for providing managerial assistance), such as commitment, origination, structuring, diligence and consulting fees or other fees that the Operating Company receives from portfolio companies) accrued during the calendar quarter, minus the Operating Company's operating expenses for the quarter (including the base management fee, expenses payable under the Administration Agreement, as amended and restated, with the Administrator, and any interest expense and distributions paid on any issued and outstanding preferred membership units (of which there are none as of September 30, 2012), but excluding the incentive fee). Pre-Incentive Fee Net Investment Income includes, in the case of investments with a deferred interest feature (such as original issue discount, debt instruments with PIK interest and zero coupon securities), accrued income that the Operating Company has not yet received in cash. Pre-Incentive Fee Net Investment Income does not include any realized capital gains, realized capital losses or unrealized capital appreciation or depreciation.

Under GAAP, NMFC's IPO did not step-up the cost basis of the Operating Company's existing investments to fair market value at the IPO date. Since the total value of the Operating Company's investments at the time of the IPO was greater than the investments' cost basis, a larger amount of amortization of purchase or original issue discount, as well as different amounts in realized gain and unrealized appreciation, may be recognized under GAAP in each period than if the step-up had occurred. This will remain until such predecessor investments are sold or mature in the future. The Operating Company tracks the transferred (or fair market) value of each of its investments as of the time of the IPO and, for purposes of the incentive fee calculation, adjusts Pre-Incentive Fee Net Investment Income to reflect the amortization of purchase or original issue discount on the Operating Company's investments as if each investment was purchased at the date of the IPO, or stepped up to fair market value. This is defined as "Pre-Incentive Fee Adjusted Net Investment Income". The Operating Company also uses the transferred (or fair market) value of each of its investments as of the time of the IPO to adjust capital gains ("Adjusted Realized Capital Gains") or losses ("Adjusted Realized Capital Losses") and unrealized capital appreciation ("Adjusted Unrealized Capital Appreciation") and unrealized capital depreciation ("Adjusted Unrealized Capital Depreciation").

Pre-Incentive Fee Adjusted Net Investment Income, expressed as a rate of return on the value of the Operating Company's net assets at the end of the immediately preceding calendar quarter, will be compared to a "hurdle rate" of 2.0% per quarter (8.0% annualized), subject to a "catch-up" provision measured as of the end of each calendar quarter. The hurdle rate is appropriately

**Combined Notes to the Consolidated Financial Statements of
New Mountain Finance Holdings, L.L.C.,
the Financial Statements of New Mountain Finance Corporation and the Financial Statements
of New Mountain Finance AIV Holdings Corporation (Continued)**

September 30, 2012
(unaudited)

Note 5. Agreements (Continued)

pro-rated for any partial periods. The calculation of the Operating Company's incentive fee with respect to the Pre-Incentive Fee Adjusted Net Investment Income for each quarter is as follows:

- No incentive fee is payable to the Investment Adviser in any calendar quarter in which the Operating Company's Pre-Incentive Fee Adjusted Net Investment Income does not exceed the hurdle rate of 2.0% (the "preferred return" or "hurdle").
- 100.0% of the Operating Company's Pre-Incentive Fee Adjusted Net Investment Income with respect to that portion of such Pre-Incentive Fee Adjusted Net Investment Income, if any, that exceeds the hurdle rate but is less than or equal to 2.5% in any calendar quarter (10.0% annualized) is payable to the Investment Adviser. This portion of the Operating Company's Pre-Incentive Fee Adjusted Net Investment Income (which exceeds the hurdle rate but is less than or equal to 2.5%) is referred to as the "catch-up". The catch-up provision is intended to provide the Investment Adviser with an incentive fee of 20.0% on all of the Operating Company's Pre-Incentive Fee Adjusted Net Investment Income as if a hurdle rate did not apply when the Operating Company's Pre-Incentive Fee Adjusted Net Investment Income exceeds 2.5% in any calendar quarter.
- 20.0% of the amount of the Operating Company's Pre-Incentive Fee Adjusted Net Investment Income, if any, that exceeds 2.5% in any calendar quarter (10.0% annualized) is payable to the Investment Adviser once the hurdle is reached and the catch-up is achieved.

The second part will be determined and payable in arrears as of the end of each calendar year (or upon termination of the Investment Management Agreement) and will equal 20.0% of the Operating Company's Adjusted Realized Capital Gains, if any, on a cumulative basis from inception through the end of each calendar year, computed net of all Adjusted Realized Capital Losses and Adjusted Unrealized Capital Depreciation on a cumulative basis, less the aggregate amount of any previously paid capital gain incentive fee.

In accordance with GAAP, NMF Holdings accrues a hypothetical capital gains incentive fee based upon the cumulative net Adjusted Realized Capital Gains and Adjusted Realized Capital Losses and the cumulative net Adjusted Unrealized Capital Appreciation and Adjusted Unrealized Capital Depreciation on investments held at the end of each period. Actual amounts paid to the Investment Adviser are consistent with the Investment Management Agreement and are based only on actual Adjusted Realized Capital Gains computed net of all Adjusted Realized Capital Losses and Adjusted Unrealized Capital Depreciation on a cumulative basis from inception through the end of each calendar year as if the entire portfolio was sold at fair value.

The management fee and incentive fee incurred by the Operating Company were \$2,767,649 and \$5,561,173 for the three months ended September 30, 2012, which includes an accrual of \$2,582,953 of capital gains incentive fees for the quarter then ended. The management fee and incentive fee incurred by the Operating Company were \$7,887,506 and \$11,693,825 for the nine months ended September 30, 2012, which includes an accrual of \$3,546,843 of capital gains incentive fees for the nine months then ended. These accrued capital gains incentive fees would be

**Combined Notes to the Consolidated Financial Statements of
New Mountain Finance Holdings, L.L.C.,
the Financial Statements of New Mountain Finance Corporation and the Financial Statements
of New Mountain Finance AIV Holdings Corporation (Continued)**

September 30, 2012
(unaudited)

Note 5. Agreements (Continued)

paid by the Operating Company if the Operating Company ceased operations on September 30, 2012 and liquidated its investments at the current valuation. No accrual was required for the nine months ended September 30, 2011. The management fee and incentive fees incurred by the Operating Company were \$1,930,140 and \$700,610 for the three months ended September 30, 2011 and \$2,737,649 and \$1,205,003 for the period from May 19, 2011 (effective date of the Investment Management Agreement) to September 30, 2011. For the three and nine months ended September 30, 2011, there were no capital gains incentive fees incurred by the Operating Company. The Operating Company's Consolidated Statement of Operations below is adjusted as if step-up in cost basis to fair market value had occurred at the IPO date, May 19, 2011.

The following Statement of Operations for the three and nine months ended September 30, 2012 is adjusted to reflect this step-up to fair market value.

| | Three months ended September 30, 2012 | Adjustments | Adjusted three months ended September 30, 2012 |
|--|--|--------------------|---|
| Investment income | | | |
| Interest income | \$ 21,362,055 | \$ (805,520) | \$ 20,556,535 |
| Dividend income | 215,160 | — | 215,160 |
| Other income | 174,515 | — | 174,515 |
| Total investment income | 21,751,730 | (805,520) | 20,946,210 |
| Total expenses pre-incentive fee | 6,055,111 | — | 6,055,111 |
| Pre-Incentive Fee Net Investment Income | 15,696,619 | (805,520) | 14,891,099 |
| Incentive fee(1) | 5,561,173 | — | 5,561,173 |
| Post-Incentive Fee Net Investment Income | 10,135,446 | (805,520) | 9,329,926 |
| Net realized gains on investments | 1,615,032 | (168,786) | 1,446,246 |
| Net change in unrealized appreciation of investments | 10,494,213 | 974,306 | 11,468,519 |
| Net increase in capital resulting from operations | \$ 22,244,691 | | \$ 22,244,691 |

- (1) For the three months ended September 30, 2012, the Operating Company incurred total incentive fees of \$5,561,173, of which \$2,582,953 related to capital gains incentive fees on a hypothetical liquidation basis.

**Combined Notes to the Consolidated Financial Statements of
New Mountain Finance Holdings, L.L.C.,
the Financial Statements of New Mountain Finance Corporation and the Financial Statements
of New Mountain Finance AIV Holdings Corporation (Continued)**

September 30, 2012
(unaudited)

Note 5. Agreements (Continued)

| | Nine months ended September 30, 2012 | Adjustments | Adjusted nine months ended September 30, 2012 |
|--|---|--------------------|--|
| Investment income | | | |
| Interest income | \$ 60,087,281 | \$ (2,653,558) | \$ 57,433,723 |
| Other income | 770,313 | — | 770,313 |
| Dividend income | 215,160 | — | 215,160 |
| Total investment income | 61,072,754 | (2,653,558) | 58,419,196 |
| Total expenses pre-incentive fee | 17,684,285 | — | 17,684,285 |
| Pre-Incentive Fee Net Investment Income | 43,388,469 | (2,653,558) | 40,734,911 |
| Incentive fee(1) | 11,693,825 | — | 11,693,825 |
| Post-Incentive Fee Net Investment Income | 31,694,644 | (2,653,558) | 29,041,086 |
| Net realized gains on investments | 14,590,819 | (5,386,336) | 9,204,483 |
| Net change in unrealized appreciation of investments | 10,710,689 | 8,039,894 | 18,750,583 |
| Net increase in capital resulting from operations | \$ 56,996,152 | | \$ 56,996,152 |

- (1) For the nine months ended September 30, 2012, the Operating Company incurred total incentive fees of \$11,693,825, of which \$3,546,843 related to capital gains incentive fees on a hypothetical liquidation basis.

**Combined Notes to the Consolidated Financial Statements of
New Mountain Finance Holdings, L.L.C.,
the Financial Statements of New Mountain Finance Corporation and the Financial Statements
of New Mountain Finance AIV Holdings Corporation (Continued)**

September 30, 2012
(unaudited)

Note 5. Agreements (Continued)

The following Statement of Operations for the three months ended September 30, 2011 and the period May 19, 2011 (effective date of the Investment Management Agreement) to September 30, 2011 is adjusted to reflect the step-up to fair market value.

| | Three months ended September 30, 2011 | Adjustments | Adjusted three months ended September 30, 2011 |
|---|--|--------------------|---|
| Investment income | | | |
| Interest income | \$ 14,860,750 | \$ (1,189,611) | \$ 13,671,139 |
| Other income | 207,831 | — | 207,831 |
| Total investment income | 15,068,581 | (1,189,611) | 13,878,970 |
| Total expenses pre-incentive fee | 4,366,253 | — | 4,366,253 |
| Pre-Incentive Fee Net Investment Income | 10,702,328 | (1,189,611) | 9,512,717 |
| Incentive fee(1) | 700,610 | — | 700,610 |
| Post-Incentive Fee Net Investment Income | 10,001,718 | (1,189,611) | 8,812,107 |
| Net realized gains on investments | 1,402,671 | (1,396,525) | 6,146 |
| Net change in unrealized (depreciation) appreciation of investments | (22,657,239) | 2,586,136 | (20,071,103) |
| Net decrease in capital resulting from operations | \$ (11,252,850) | | \$ (11,252,850) |

(1) For the three months ended September 30, 2011, the Operating Company had no incentive fees related to capital gains.

**Combined Notes to the Consolidated Financial Statements of
New Mountain Finance Holdings, L.L.C.,
the Financial Statements of New Mountain Finance Corporation and the Financial Statements
of New Mountain Finance AIV Holdings Corporation (Continued)**

September 30, 2012
(unaudited)

Note 5. Agreements (Continued)

| | Period from May 19, 2011 to September 30, 2011 | Adjustments | Adjusted period from May 19, 2011 to September 30, 2011 |
|--|---|--------------------|--|
| Investment income | | | |
| Interest income | \$ 21,865,682 | \$ (1,748,300) | \$ 20,117,382 |
| Other income | 513,975 | — | 513,975 |
| Total investment income | 22,379,657 | (1,748,300) | 20,631,357 |
| Total expenses pre-incentive fee | 6,594,310 | — | 6,594,310 |
| Pre-Incentive Fee Net Investment Income | 15,785,347 | (1,748,300) | 14,037,047 |
| Incentive fee(1) | 1,205,003 | — | 1,205,003 |
| Post-Incentive Fee Net Investment Income | 14,580,344 | (1,748,300) | 12,832,044 |
| Net realized gains (losses) on investments | 1,000,668 | (1,181,204) | (180,536) |
| Net change in unrealized (depreciation) appreciation of investments | (21,557,011) | 2,929,504 | (18,627,507) |
| Net decrease in capital resulting from operations | \$ (5,975,999) | | \$ (5,975,999) |

(1) For the period from May 19, 2011 to September 30, 2011, the Operating Company had no incentive fees related to capital gains.

The Companies have entered into an Administration Agreement, as amended and restated, with the Administrator under which the Administrator provides administrative services. The Administrator performs, or oversees the performance of, the Companies' financial records, prepares reports filed with the Securities and Exchange Commission, generally monitors the payment of the Companies' expenses, and watches the performance of administrative and professional services rendered by others. NMF Holdings will reimburse the Administrator for the Companies' allocable portion of overhead and other expenses incurred by the Administrator in performing its obligations to the Companies under the Administration Agreement, as amended and restated. Pursuant to the Administration Agreement, as amended and restated, and further restricted by the Operating Company, expenses payable to the Administrator by the Operating Company as well as other direct and indirect expenses (excluding interest, other credit facility expenses, trading expenses and management and incentive fees) have been capped at \$3,500,000 for the time period from April 1, 2012 to March 31, 2013.

**Combined Notes to the Consolidated Financial Statements of
New Mountain Finance Holdings, L.L.C.,
the Financial Statements of New Mountain Finance Corporation and the Financial Statements
of New Mountain Finance AIV Holdings Corporation (Continued)**

September 30, 2012
(unaudited)

Note 5. Agreements (Continued)

The Operating Company incurred \$438,882 and \$1,386,587 in expenses in excess of the expense cap for the three months and nine months ended September 30, 2012, of which \$170,909 was receivable from an affiliate as of September 30, 2012. The Operating Company incurred \$1,034,926 and \$1,345,367 in expenses in excess of the expense cap for the three months and nine months ended September 30, 2011, of which \$816,530 was receivable from an affiliate as of September 30, 2011.

The Companies, the Investment Adviser and the Administrator have also entered into a Trademark License Agreement, as amended, with New Mountain Capital, L.L.C., pursuant to which New Mountain Capital, L.L.C. has agreed to grant the Companies, the Investment Adviser and the Administrator, a non-exclusive, royalty-free license to use the "New Mountain" and the "New Mountain Finance" names. Under the Trademark License Agreement, as amended, subject to certain conditions, the Companies, the Investment Adviser and the Administrator will have a right to use the "New Mountain" and "New Mountain Finance" names, for so long as the Investment Adviser or one of its affiliates remains the investment adviser of the Operating Company. Other than with respect to this limited license, the Companies, the Investment Adviser and the Administrator will have no legal right to the "New Mountain" or the "New Mountain Finance" names.

AIV Holdings entered into a Registration Rights Agreement with NMFC, Steven B. Klinsky (the Chairman of our board of directors), an entity related to Steven B. Klinsky and the Investment Adviser. Subject to several exceptions, AIV Holdings and the Investment Adviser have the right to require NMFC to register for public resale under the Securities Act of 1933, as amended (the "Securities Act of 1933"), all registerable securities that are held by any of them and that they request to be registered. Registerable securities subject to the Registration Rights Agreement are shares of NMFC's common stock issued or issuable in exchange for units and any other shares of NMFC's common stock held by AIV Holdings, the Investment Adviser and any of their transferees. The rights under the Registration Rights Agreement can be conditionally exercised by AIV Holdings or the Investment Adviser, meaning that prior to the effectiveness of the registration statement related to the shares, AIV Holdings or the Investment Adviser can withdraw their request to have the shares registered. AIV Holdings and the Investment Adviser may each assign their rights to any person that acquires registerable securities subject to the Registration Rights Agreement and who agrees to be bound by the terms of the Registration Rights Agreement. Steven B. Klinsky and a related entity will have the right to "piggyback", or include their own registerable securities in such a registration. During the three months ended September 30, 2012, shares held by AIV Holdings and Steven B. Klinsky were registered on the shelf registration statement on Form N-2.

AIV Holdings and the Investment Adviser may require NMFC to use its reasonable best efforts to register under the Securities Act of 1933 all or any portion of these registerable securities upon a "demand request". The demand registration rights are subject to certain limitations.

The Registration Rights Agreement includes limited blackout and suspension periods. In addition, AIV Holdings and the Investment Adviser may also require NMFC to file a shelf registration

**Combined Notes to the Consolidated Financial Statements of
New Mountain Finance Holdings, L.L.C.,
the Financial Statements of New Mountain Finance Corporation and the Financial Statements
of New Mountain Finance AIV Holdings Corporation (Continued)**

September 30, 2012
(unaudited)

Note 5. Agreements (Continued)

statement on Form N-2 for the resale of their registerable securities if NMFC is eligible to use Form N-2 at that time.

Holders of registerable securities have "piggyback" registration rights, including AIV Holdings, which means that these holders may include their respective shares in any future registrations of NMFC's equity securities, whether or not that registration relates to a primary offering by NMFC or a secondary offering by or on behalf of any of NMFC's stockholders. AIV Holdings, the Investment Adviser and Steven B. Klinsky (and a related entity) have priority over NMFC in any registration that is an underwritten offering.

AIV Holdings, the Investment Adviser and Steven B. Klinsky (and a related entity) will be responsible for the expenses of any demand registration (including underwriters' discounts or commissions) and their pro-rata share of any "piggyback" registration. NMFC has agreed to indemnify AIV Holdings, the Investment Adviser and Steven B. Klinsky (and a related entity) with respect to liabilities resulting from untrue statements or omissions in any registration statement filed pursuant to the Registration Rights Agreement, other than untrue statements or omissions resulting from information furnished to NMFC by such parties. AIV Holdings, the Investment Adviser and Steven B. Klinsky (and a related entity) have also agreed to indemnify NMFC with respect to liabilities resulting from untrue statements or omissions furnished by them to NMFC relating to them in any registration statement.

Note 6. Related Parties

The Companies have entered into a number of business relationships with affiliated or related parties. NMFC and AIV Holdings own all the outstanding units of the Operating Company. As of September 30, 2012, NMFC and AIV Holdings own approximately 56.1% and 43.9%, respectively, of the units of NMF Holdings.

NMF Holdings has entered into the Investment Management Agreement with the Investment Adviser, a wholly-owned subsidiary of New Mountain Capital. Therefore, New Mountain Capital is entitled to any profits earned by the Investment Adviser, which includes any fees payable to the Investment Adviser under the terms of the Investment Management Agreement, less expenses incurred by the Investment Adviser in performing its services under the Investment Management Agreement.

The Companies have entered into an Administration Agreement, as amended and restated, with the Administrator, a wholly-owned subsidiary of New Mountain Capital. The Administrator arranges office space for the Companies and provides office equipment and administrative services necessary to conduct their respective day-to-day operations pursuant to the Administration Agreement, as amended and restated. NMF Holdings reimburses the Administrator for the allocable portion of overhead and other expenses incurred by it in performing its obligations to the Companies under the Administration Agreement, as amended and restated, including rent, the fees and expenses associated with performing administrative, finance and compliance functions, and the compensation of the Companies' chief financial officer and chief compliance officer and their

**Combined Notes to the Consolidated Financial Statements of
New Mountain Finance Holdings, L.L.C.,
the Financial Statements of New Mountain Finance Corporation and the Financial Statements
of New Mountain Finance AIV Holdings Corporation (Continued)**

September 30, 2012
(unaudited)

Note 6. Related Parties (Continued)

respective staffs. Pursuant to the Administration Agreement, as amended and restated, and further restricted by the Operating Company, expenses payable to the Administrator by the Operating Company as well as other direct and indirect expenses (excluding interest, other credit facility expenses, trading expenses and management and incentive fees) have been capped at \$3,500,000 for the time period from April 1, 2012 to March 31, 2013.

The Companies, the Investment Adviser and the Administrator have entered into a royalty-free Trademark License Agreement, as amended, with New Mountain Capital, L.L.C., pursuant to which New Mountain Capital, L.L.C. has agreed to grant the Companies, the Investment Adviser and the Administrator, a non-exclusive, royalty-free license to use the name "New Mountain" and "New Mountain Finance".

The Companies have adopted a formal code of ethics that governs the conduct of their respective officers and directors. These officers and directors also remain subject to the duties imposed by the 1940 Act, the Delaware General Corporation Law and the Delaware Limited Liability Company Act.

The Investment Adviser and its affiliates may also manage other funds in the future that may have investment mandates that are similar, in whole and in part, with NMF Holdings' investment mandates. The Investment Adviser and its affiliates may determine that an investment is appropriate for NMF Holdings and for one or more of those other funds. In such event, depending on the availability of such investment and other appropriate factors, the Investment Adviser or its affiliates may determine that the Operating Company should invest side-by-side with one or more other funds. Any such investments will be made only to the extent permitted by applicable law and interpretive positions of the Securities and Exchange Commission and its staff, and consistent with the Investment Adviser's allocation procedures.

Concurrently with the IPO, NMFC sold an additional 2,172,000 shares of its common stock to certain executives and employees of, and other individuals affiliated with, New Mountain Capital in the Concurrent Private Placement.

Note 7. Borrowing Facilities

Holdings Credit Facility — The Loan and Security Agreement, as amended and restated, dated May 19, 2011 (the "Holdings Credit Facility") among NMF Holdings as the Borrower and Collateral Administrator, Wells Fargo Securities, L.L.C. as the Administrative Agent, and Wells Fargo Bank, National Association, as the Collateral Custodian, is structured as a revolving credit facility and matures on October 27, 2016, as amended on May 8, 2012. The maximum amount of revolving borrowings available under the Holdings Credit Facility is \$185,000,000, as amended on August 7, 2012. The Operating Company is permitted to borrow up to 45.0% or 25.0% of the purchase price of pledged first lien or non-first lien debt securities, and up to 67.0% and 45.0% of the purchase price of specified first lien debt securities and specified non-first lien debt securities, respectively, subject to approval by Wells Fargo Bank, National Association. The credit facility is collateralized by all of the investments of the Operating Company on an investment by investment basis. All fees

**Combined Notes to the Consolidated Financial Statements of
New Mountain Finance Holdings, L.L.C.,
the Financial Statements of New Mountain Finance Corporation and the Financial Statements
of New Mountain Finance AIV Holdings Corporation (Continued)**

September 30, 2012
(unaudited)

Note 7. Borrowing Facilities (Continued)

associated with the origination or upsizing of the Holdings Credit Facility are capitalized on the Operating Company's Consolidated Statement of Assets, Liabilities, and Members' Capital and charged against income as other credit facility expenses over the life of the Holdings Credit Facility. The Holdings Credit Facility contains certain customary affirmative and negative covenants and events of default, including the occurrence of a change in control. In addition, the Holdings Credit Facility requires the Operating Company to maintain a minimum asset coverage ratio. However, the covenants are generally not tied to mark to market fluctuations in the prices of the Operating Company's investments, but rather to the performance of the underlying portfolio companies.

The Operating Company became a party to the Holdings Credit Facility upon the IPO of NMFC. The Holdings Credit Facility amends and restates the credit facility of the Predecessor Entities (the "Predecessor Credit Facility"). The Predecessor Credit Facility consisted of two separate facilities. First, the Loan and Security Agreement dated October 21, 2009 among New Mountain Guardian (Leveraged), L.L.C. as the Collateral Manager, New Mountain Guardian Debt Funding, L.L.C. as the Borrower, Wells Fargo Securities, L.L.C. as the Administrative Agent, and Wells Fargo Bank, National Association, as the Collateral Custodian, was structured as a revolving credit facility that matured on October 21, 2014. The maximum amount of revolving borrowings available under this credit facility was \$112,500,000. Second, the Loan and Security Agreement dated November 19, 2009 among New Mountain Guardian Partners (Leveraged), L.L.C. as the Collateral Manager, New Mountain Guardian Partners Debt Funding, L.L.C. as the Borrower, Wells Fargo Securities, L.L.C. as the Administrative Agent, and Wells Fargo Bank, National Association, as the Collateral Custodian, is structured as a revolving credit facility that matures on October 21, 2014. The maximum amount of revolving borrowings available under this credit facility was \$7,500,000.

The Holdings Credit Facility (as well as the Predecessor Credit Facility) bears interest at a rate of the London Interbank Offered Rate ("LIBOR") plus 2.75% per annum, as amended on May 8, 2012, and charges a non-usage fee, based on the unused facility amount multiplied by the Non-Usage Fee Rate (as defined in the credit agreement). Interest expense and non-usage fees were \$807,007 and \$178,602, respectively, for the three months ended September 30, 2012. Interest expense and non-usage fees were \$2,919,801 and \$251,460, respectively, for the nine months ended September 30, 2012. Interest expense and non-usage fees were \$268,851 and \$163,564, respectively, for the three months ended September 30, 2011. Interest expense and non-usage fees were \$1,162,756 and \$538,464, respectively, for the nine months ended September 30, 2011. The weighted average interest rate for the nine months ended September 30, 2012 and September 30, 2011 was 3.1% and 3.2%, respectively. The average debt outstanding for the nine months ended September 30, 2012 and September 30, 2011 was \$122,887,369 and \$46,718,994, respectively. The outstanding balance as of September 30, 2012 and December 31, 2011 was \$135,664,913 and \$129,037,813, respectively. As of September 30, 2012 and December 31, 2011, the Operating Company was in compliance with all financial and operational covenants required by the credit facilities existing on such dates.

**Combined Notes to the Consolidated Financial Statements of
New Mountain Finance Holdings, L.L.C.,
the Financial Statements of New Mountain Finance Corporation and the Financial Statements
of New Mountain Finance AIV Holdings Corporation (Continued)**

September 30, 2012
(unaudited)

Note 7. Borrowing Facilities (Continued)

SLF Credit Facility — The Operating Company's senior loan fund's Loan and Security Agreement, as amended and restated, dated October 27, 2010 (the "SLF Credit Facility") among NMF SLF as the Borrower, NMF Holdings as the Collateral Administrator, Wells Fargo Securities, L.L.C. as the Administrative Agent, and Wells Fargo Bank, National Association, as the Collateral Custodian, is structured as a revolving credit facility and matures on October 27, 2016, as amended on May 8, 2012. The maximum amount of revolving borrowings available under the SLF Credit Facility is \$200,000,000, as amended on August 7, 2012. The SLF Credit Facility is non-recourse to NMF Holdings and is secured by all assets owned by NMF SLF on an investment by investment basis. All fees associated with the origination or upsizing of the SLF Credit Facility are capitalized on the Consolidated Statement of Assets, Liabilities, and Members' Capital and charged against income as other credit facility expenses over the life of the SLF Credit Facility. The SLF Credit Facility contains certain customary affirmative and negative covenants and events of default, including the occurrence of a change in control. The covenants are generally not tied to mark to market fluctuations in the prices of our investments, but rather to the performance of the underlying portfolio companies.

The SLF Credit Facility permits borrowings of up to 67.0% of the purchase price of pledged debt securities subject to approval by Wells Fargo Bank, National Association. Due to a fifth amendment to the SLF Credit Facility on October 27, 2011, NMF SLF is no longer restricted from the purchase or sale of loans with an affiliate. Therefore, specified first lien loans can be moved as collateral between the Holdings Credit Facility and the SLF Credit Facility.

The SLF Credit Facility bears interest at a rate of LIBOR plus 2.00% per annum, as amended on May 8, 2012. A non-usage fee is paid, based on the unused facility amount multiplied by the Non-Usage Fee Rate (as defined in the credit agreement). Interest expense and non-usage fees were \$1,051,466 and \$7,458, respectively, for the three months ended September 30, 2012. Interest expense and non-usage fees were \$3,138,462 and \$19,828, respectively, for the nine months ended September 30, 2012. Interest expense and non-usage fees were \$955,702 and \$24,574, respectively, for the three months ended September 30, 2011. Interest expense and non-usage fees were \$2,305,096 and \$82,742, respectively, for the nine months ended September 30, 2011. The weighted average interest rate for the nine months ended September 30, 2012 and September 30, 2011 for the facility was 2.4% and 2.5%, respectively. The average debt outstanding for the nine months ended September 30, 2012 and September 30, 2011 was \$174,808,061 and \$123,049,814, respectively. The outstanding balance as of September 30, 2012 and December 31, 2011 was \$200,000,000 and \$165,928,000, respectively. As of September 30, 2012 and December 31, 2011, NMF SLF was in compliance with all financial and operational covenants required by the SLF Credit Facility.

Leverage risk factors — The Operating Company utilizes and may utilize leverage to the maximum extent permitted by the law for investment and other general business purposes. The Operating Company's lenders will have fixed dollar claims on certain assets that are superior to the claims of the Operating Company's unit holders, and therefore NMFC's common stockholders, and the Operating Company would expect such lenders to seek recovery against these assets in the

**Combined Notes to the Consolidated Financial Statements of
New Mountain Finance Holdings, L.L.C.,
the Financial Statements of New Mountain Finance Corporation and the Financial Statements
of New Mountain Finance AIV Holdings Corporation (Continued)**

September 30, 2012
(unaudited)

Note 7. Borrowing Facilities (Continued)

event of a default. The use of leverage also magnifies the potential for gain or loss on amounts invested. Leverage may magnify interest rate risk (particularly on the Operating Company's fixed-rate investments), which is the risk that the prices of portfolio investments will fall or rise if market interest rates for those types of securities rise or fall. As a result, leverage may cause greater changes in the Operating Company's net asset value. Similarly, leverage may cause a sharper decline in the Operating Company's income than if the Operating Company had not borrowed. Such a decline could negatively affect the Operating Company's ability to make dividend payments to its unit holders. Leverage is generally considered a speculative investment technique. The Operating Company's ability to service any debt incurred will depend largely on financial performance and will be subject to prevailing economic conditions and competitive pressures.

Note 8. Regulation

NMFC and AIV Holdings have elected to be treated, and intend to comply with the requirements to continue to qualify annually, as RICs under Subchapter M of the Code. In order to continue to qualify as RICs, among other things, NMFC and AIV Holdings are required to timely distribute to their stockholders at least 90.0% of investment company taxable income, as defined by the Code, for each year. NMFC and AIV Holdings, among other things, intend to make and continue to make the requisite distributions to their stockholders, which will generally relieve NMFC and AIV Holdings from U.S. federal, state, and local income taxes (excluding excise taxes which may be imposed under the Code). However, under certain circumstances, the distributions that the Operating Company makes to its members may not be sufficient for AIV Holdings to satisfy the annual distribution requirement necessary for AIV Holdings to continue to qualify as a RIC. In that case, it is expected that Guardian AIV would consent to be treated as if it received distributions from AIV Holdings sufficient to satisfy the annual distribution requirement. Guardian AIV would be required to include the consent dividend in its taxable income as dividend from AIV Holdings, which would result in phantom (i.e., non-cash) taxable income to Guardian AIV.

Additionally as BDCs, the Companies must not acquire any assets other than "qualifying assets" specified in the 1940 Act unless, at the time the acquisition is made, at least 70.0% of its total assets are qualifying assets (with certain limited exceptions).

Note 9. Commitments and Contingencies

In the normal course of business, the Companies may enter into contracts that contain a variety of representations and warranties and which provide general indemnifications. The Operating Company may also enter into future funding commitments such as revolving credit facilities, bridge financing commitments, or delayed draw commitments. As of September 30, 2012, NMF Holdings had unfunded commitments on revolving credit facilities of \$13,858,500 and no outstanding bridge financing commitments or other future funding commitments, all of which are disclosed on NMF Holdings' Consolidated Schedule of Investments. As of December 31, 2011, NMF Holdings had unfunded commitments on revolving credit facilities of \$22,698,500, outstanding bridge financing

**Combined Notes to the Consolidated Financial Statements of
New Mountain Finance Holdings, L.L.C.,
the Financial Statements of New Mountain Finance Corporation and the Financial Statements
of New Mountain Finance AIV Holdings Corporation (Continued)**

September 30, 2012
(unaudited)

Note 9. Commitments and Contingencies (Continued)

commitments of \$35,000,000 and other future funding commitments of \$4,250,632, all of which are disclosed on NMF Holdings' Consolidated Schedule of Investments.

The Operating Company also has revolving borrowings available under the Holdings Credit Facility and the SLF Credit Facility as of September 30, 2012. See Note 7, *Borrowing Facilities*, for details.

The Operating Company may from time to time enter into financing commitment letters. As of September 30, 2012 and December 31, 2011, the Operating Company did not enter into any commitment letters to purchase debt investments, which could require funding in the future.

Note 10. Stockholders' Equity

The table below illustrates the effect of certain transactions on the capital accounts of NMFC:

| | Common Stock | | Paid in Capital in Excess of Par | Undistributed Net Investment Income | Accumulated Undistributed Net Realized Gains | Net Unrealized Appreciation (Depreciation) | Total Stockholders' Equity |
|--|-------------------|-------------------|---|---|---|--|----------------------------------|
| | Shares | Par Amount | | | | | |
| Balance at December 31, 2011 | 10,697,691 | \$ 106,977 | \$144,248,879 | \$ — | \$ 286,307 | \$ 844,658 | \$ 145,486,821 |
| Issuances of common stock | 9,992,944 | 99,929 | 139,494,210 | — | — | — | 139,594,139 |
| Deferred offering costs allocated from New Mountain Finance Holdings, L.L.C. | — | — | (211,073) | — | — | — | (211,073) |
| Dividends declared | — | — | — | (12,032,700) | (3,140,573) | — | (15,173,273) |
| Net increase in stockholders' equity resulting from operations | — | — | — | 12,032,700 | 5,188,948 | 4,756,722 | 21,978,370 |
| Balance at September 30, 2012 | <u>20,690,635</u> | <u>\$ 206,906</u> | <u>\$283,532,016</u> | <u>\$ —</u> | <u>\$ 2,334,682</u> | <u>\$ 5,601,380</u> | <u>\$ 291,674,984</u> |

**Combined Notes to the Consolidated Financial Statements of
New Mountain Finance Holdings, L.L.C.,
the Financial Statements of New Mountain Finance Corporation and the Financial Statements
of New Mountain Finance AIV Holdings Corporation (Continued)**

September 30, 2012
(unaudited)

Note 10. Stockholders' Equity (Continued)

The table below illustrates the effect of certain transactions on the capital accounts of AIV Holdings:

| | <u>Common Stock</u> | | <u>Paid in Capital in Excess of Par</u> | <u>Undistributed Net Investment Income</u> | <u>Accumulated Undistributed Net Realized (Losses) Gains</u> | <u>Net Unrealized (Depreciation) Appreciation</u> | <u>Total Stockholders' Equity</u> |
|--|---------------------|-----------------------|---|--|--|---|---|
| | <u>Shares</u> | <u>Par Amount</u> | | | | | |
| Balance at December 31, 2011 | 100 | \$ 1 | \$292,383,201 | \$ — | \$ (994,034) | \$ (16,374,171) | \$ 275,014,997 |
| Dividends declared | — | — | — | (19,661,944) | (5,211,039) | — | (24,872,983) |
| Distribution to New Mountain Guardian AIV, L.P. | — | — | (57,834,853) | — | (381,614) | — | (58,216,467) |
| Deferred offering costs allocated from New Mountain Finance Holdings, L.L.C. | — | — | (165,487) | — | — | — | (165,487) |
| Net increase in stockholders' equity resulting from operations | — | — | — | 19,661,944 | 9,783,485 | 7,474,467 | 36,919,896 |
| Balance at September 30, 2012 | <u>100</u> | <u>\$ 1</u> | <u>\$234,382,861</u> | <u>\$ —</u> | <u>\$ 3,196,798</u> | <u>\$ (8,899,704)</u> | <u>\$ 228,679,956</u> |

Note 11. Earnings Per Share

The following information sets forth the computation of basic and diluted net increase in NMFC's net assets per share resulting from operations for the three and nine months ended September 30, 2012:

| | Three months ended September 30, 2012 | Nine months ended September 30, 2012 |
|--|--|---|
| Numerator for basic earnings per share: | \$ 9,954,928 | \$ 21,978,370 |
| Denominator for basic weighted average share: | 16,177,442 | 12,537,607 |
| Basic earnings per share: | <u>\$ 0.62</u> | <u>\$ 1.75</u> |
| Numerator for diluted earnings per share(a): | \$ 22,244,691 | \$ 56,996,152 |
| Denominator for diluted weighted average share(b): | 36,138,511 | 32,671,954 |
| Diluted earnings per share: | <u>\$ 0.62</u> | <u>\$ 1.74</u> |

- (a) Includes full income at the Operating Company for the period.
- (b) Assumes AIV Holdings exchanges its units in the Operating Company for public shares of NMFC as of December 31, 2011 (see Note 1, *Formation and Business Purpose*).

**Combined Notes to the Consolidated Financial Statements of
New Mountain Finance Holdings, L.L.C.,
the Financial Statements of New Mountain Finance Corporation and the Financial Statements
of New Mountain Finance AIV Holdings Corporation (Continued)**

September 30, 2012
(unaudited)

Note 11. Earnings Per Share (Continued)

The following information sets forth the computation of basic and diluted net increase in NMFC's net assets per share resulting from operations for the three months ended September 30, 2011 and the period May 19, 2011 to September 30, 2011:

| | Three months ended September 30, 2011 | May 19, 2011 (commencement of operations) to September 30, 2011 |
|--|--|--|
| Numerator for basic earnings per share: | \$ (3,893,305) | \$ 4,152,918 |
| Denominator for basic weighted average share: | 10,697,691 | 10,697,691 |
| Basic earnings per share: | \$ (0.36) | \$ 0.39 |
| Numerator for diluted earnings per share(a): | \$ (11,252,850) | \$ (5,975,999) |
| Denominator for diluted weighted average share(b): | 30,919,629 | 30,919,629 |
| Diluted earnings per share: | \$ (0.36) | \$ (0.19) |

- (a) Includes full income at the Operating Company for the period. Does not include unrealized appreciation in the Operating Company resulting from the IPO.
- (b) Assumes AIV Holdings exchanges its units in the Operating Company for public shares of NMFC on May 19, 2011 (see Note 1, *Formation and Business Purpose*).

**Combined Notes to the Consolidated Financial Statements of
New Mountain Finance Holdings, L.L.C.,
the Financial Statements of New Mountain Finance Corporation and the Financial Statements
of New Mountain Finance AIV Holdings Corporation (Continued)**

September 30, 2012
(unaudited)

Note 12. Financial Highlights

The following information sets forth the financial highlights for the Operating Company for the respective nine months ended September 30, 2012 and September 30, 2011.

| | Nine months ended | |
|--|-------------------------------|-------------------------------|
| | September 30, 2012 | September 30, 2011 |
| Total return based on net asset value(a) | 13.06% | 5.82% |
| Average net assets for the period | \$ 450,716,451 | \$ 346,162,848 |
| Ratio to average net assets(b): | | |
| Net investment income | 9.39% | 11.20% |
| Total expenses (gross) | 9.12% | 4.54% |
| Total expenses (net of reimbursable expenses) | 8.71% | 4.02% |
| Net assets, end of period | \$ 520,354,940 | \$ 411,921,204 |
| Average debt outstanding — Holdings Credit Facility | \$ 122,887,369 | \$ 46,718,994 |
| Average debt outstanding — SLF Credit Facility | \$ 174,808,061 | \$ 123,049,814 |
| Weighted average common membership units outstanding | 32,671,954 | 30,919,629(c) |
| Asset coverage ratio | 255.02% | 283.48% |
| Portfolio turnover | 34.77% | 35.46% |

- (a) For the nine months ended September 30, 2012, total return is calculated assuming a purchase at net asset value on the opening of the first day of the year and a sale at net asset value on the last day of the period. Dividends and distributions, if any, are assumed for purposes of this calculation, to be reinvested at the net asset value on the last day of the respective quarter. For the nine months ended September 30, 2011, total return is calculated in two parts: (1) from the opening of the first day of the year to NMFC's IPO date, total return is calculated based on net income over weighted average net assets and (2) from NMFC's IPO date to September 30, 2011, total return is calculated assuming a purchase at net asset value on NMFC's IPO date and a sale at net asset value on the last day of the period. Dividends and distributions, if any, are assumed for purposes of this calculation, to be reinvested at the net asset value on the last day of the respective quarter.
- (b) Ratio to average net assets has been annualized.

**Combined Notes to the Consolidated Financial Statements of
New Mountain Finance Holdings, L.L.C.,
the Financial Statements of New Mountain Finance Corporation and the Financial Statements
of New Mountain Finance AIV Holdings Corporation (Continued)**

September 30, 2012
(unaudited)

Note 12. Financial Highlights (Continued)

- (c) Weighted average common membership units outstanding presented from May 19, 2011 forward as the fund became unitized on that date, the IPO date.

| | Nine months ended September 30, 2012 | May 19, 2011 (commencement of operations) to September 30, 2011 |
|--|---|--|
| Per unit data for the Operating Company(a): | | |
| Net asset value, January 1, 2012 and May 19, 2011(b), respectively | \$ 13.60 | \$ 14.08 |
| Net investment income | 0.97 | 0.47 |
| Net realized and unrealized gains (losses) | 0.76 | (0.67) |
| Dividends from net investment income | (1.23) | (0.56) |
| Net increase (decrease) in net assets resulting from operations | 0.50 | (0.76) |
| Net asset value, September 30, 2012 and September 30, 2011, respectively | \$ 14.10 | \$ 13.32 |

- (a) Per unit data is based on weighted average common membership units outstanding.
- (b) Data presented from May 19, 2011 forward as the fund became unitized on that date, the IPO date.

**Combined Notes to the Consolidated Financial Statements of
New Mountain Finance Holdings, L.L.C.,
the Financial Statements of New Mountain Finance Corporation and the Financial Statements
of New Mountain Finance AIV Holdings Corporation (Continued)**

September 30, 2012
(unaudited)

Note 12. Financial Highlights (Continued)

The following information sets forth the financial highlights for NMFC for the nine months ended September 30, 2012 and the period May 19, 2011 to September 30, 2011. The ratios to average net assets have been annualized.

| | Nine months ended September 30, 2012 | May 19, 2011 (commencement of operations) to September 30, 2011 |
|--|---|--|
| Per share data(a): | | |
| Net asset value, January 1, 2012 and May 19, 2011(b), respectively | \$ 13.60 | \$ 13.50 |
| Net increase in net assets resulting from operations allocated from New Mountain Finance Holdings, L.L.C.: | | |
| Net investment income | 0.97 | 0.47 |
| Net realized and unrealized gains (losses) | 0.76 | (0.67) |
| Total net increase (decrease) | 1.73 | (0.20) |
| Net change in unrealized appreciation of investment in New Mountain Finance Holdings, L.L.C. | — | 0.58 |
| Dividends declared | (1.23) | (0.56) |
| Net asset value, September 30, 2012 and September 30, 2011, respectively | <u>\$ 14.10</u> | <u>\$ 13.32</u> |
| Per share market value, September 30, 2012 and September 30, 2011, respectively | <u>\$ 14.82</u> | <u>\$ 12.71</u> |
| Total return based on market value(c) | 20.27% | (3.46)% |
| Total return based on net asset value(d) | 13.06% | (1.46)% |
| Shares outstanding at end of period | 20,690,635 | 10,697,691 |
| Average weighted shares outstanding for the period | 12,537,607 | 10,697,691 |
| Average net assets for the period | \$ 167,815,253 | \$ 148,525,653 |
| Ratio to average net assets: | | |
| Total expenses(e) | 8.71% | 4.91% |
| Net investment income(e) | 9.39% | 9.18% |

(a) Per share data is based on the summation of the per share results of operations items over the outstanding shares for the period in which the respective line items were realized or earned.

(b) Data presented from May 19, 2011 forward as the fund became unitized on that date, the IPO date.

**Combined Notes to the Consolidated Financial Statements of
New Mountain Finance Holdings, L.L.C.,
the Financial Statements of New Mountain Finance Corporation and the Financial Statements
of New Mountain Finance AIV Holdings Corporation (Continued)**

September 30, 2012
(unaudited)

Note 12. Financial Highlights (Continued)

- (c) For the nine months ended September 30, 2012, total return is calculated assuming a purchase of common stock at the opening of the first day of the year and a sale on the closing of the last business day of the period. Dividends and distributions, if any, are assumed for purposes of this calculation, to be reinvested at prices obtained under NMFC's dividend reinvestment plan. For the period May 19, 2011 to September 30, 2011, total return is calculated assuming a purchase of common stock at IPO and a sale on the closing of the last business day of the period. Dividends and distributions, if any, are assumed for purposes of this calculation, to be reinvested at prices obtained under NMFC's dividend reinvestment plan.
- (d) For the nine months ended September 30, 2012, total return is calculated assuming a purchase at net asset value on the opening of the first day of the period and a sale at net asset value on the last day of the period. Dividends and distributions, if any, are assumed for purposes of this calculation, to be reinvested at the net asset value on the last day of the respective quarter. For the period May 19, 2011 to September 30, 2011, total return is calculated assuming a purchase at net asset value on the opening of the first day of the period and a sale at net asset value on the last business day of the period. Dividends and distributions, if any, are assumed for purposes of this calculation, to be reinvested at the net asset value on the last day of the respective quarter.
- (e) Average net assets for the nine months ended September 30, 2012 is based on the summation of the results of operations items over the net assets for the period in which the respective line items were realized or earned.

The following information sets forth the financial highlights for AIV Holdings for the nine months ended September 30, 2012 and the period May 19, 2011 to September 30, 2011. The ratios to average net assets have been annualized.

| | Nine months ended September 30, 2012 | May 19, 2011 (commencement of operations) to September 30, 2011 |
|--|---|--|
| Total return based on net asset value(a) | 14.45% | (3.56)% |
| Average net assets for the period | \$ 279,835,042 | \$ 280,759,329 |
| Ratio to average net assets: | | |
| Total expenses(b) | 8.71% | 4.91% |
| Net investment income(b) | 9.39% | 9.18% |

- (a) For the nine months ended September 30, 2012, total return is calculated assuming a purchase at net asset value on the opening of the first day of the period and a sale at net asset value on the last day of the period. Dividends and distributions, if any, are assumed for purposes of this calculation, to be reinvested at net asset value on the last day of the respective quarter. For the period May 19, 2011 to September 30, 2011, total return is

**Combined Notes to the Consolidated Financial Statements of
New Mountain Finance Holdings, L.L.C.,
the Financial Statements of New Mountain Finance Corporation and the Financial Statements
of New Mountain Finance AIV Holdings Corporation (Continued)**

September 30, 2012
(unaudited)

Note 12. Financial Highlights (Continued)

calculated assuming a purchase at net asset value on the opening of the first day of the period and a sale at net asset value on the last business day of the period. Dividends and distributions, if any, are assumed for purposes of this calculation, to be reinvested at the net asset value on the last day of the respective quarter.

- (b) Average net assets for the nine months ended September 30, 2012 is based on the summation of the results of operations items over the net assets for the period in which the respective line items were realized or earned.

Note 13. Subsequent Events

On November 6, 2012, the Operating Company's board of directors, and subsequently NMFC's board of directors, declared a fourth quarter 2012 distribution of \$0.34 per unit/share payable on December 28, 2012 to holders of record as of December 14, 2012. Subsequently, AIV Holdings' board of directors declared a dividend payable on December 28, 2012 to holders of record as of December 14, 2012 in an amount equal to \$0.34 per unit multiplied by the total number of units owned by AIV Holdings of the Operating Company as of the record date.

REPORT OF INDEPENDENT REGISTERED PUBLIC ACCOUNTING FIRM

To the Boards of Directors of
New Mountain Finance Holdings, L.L.C.,
New Mountain Finance Corporation and
New Mountain Finance AIV Holdings Corporation
New York, New York

We have reviewed the accompanying Consolidated Statement of Assets, Liabilities and Members' Capital of New Mountain Finance Holdings, L.L.C., including the Consolidated Schedule of Investments as of September 30, 2012, and the related Consolidated Statements of Operations for the three and nine month periods ended September 30, 2012 and 2011, and the Consolidated Statements of Changes in Members' Capital, and Cash Flows for the nine month periods ended September 30, 2012 and 2011. Also, we have reviewed the Statements of Assets and Liabilities of New Mountain Finance Corporation and New Mountain Finance AIV Holdings Corporation as of September 30, 2012, and the related Statements of Operations for the three month periods ended September 30, 2012 and 2011, the nine month period ended September 30, 2012 and for the period May 19, 2011 (commencement of operations) to September 30, 2011, and the Statements of Changes in Net Assets and Cash Flows for the nine month period ended September 30, 2012 and for the period May 19, 2011 to September 30, 2011. These interim financial statements are the responsibility of the management of New Mountain Finance Holdings, L.L.C., New Mountain Finance Corporation and New Mountain Finance AIV Holdings Corporation.

We conducted our reviews in accordance with the standards of the Public Company Accounting Oversight Board (United States). A review of interim financial information consists principally of applying analytical procedures and making inquiries of persons responsible for financial and accounting matters. It is substantially less in scope than an audit conducted in accordance with the standards of the Public Company Accounting Oversight Board (United States), the objective of which is the expression of an opinion regarding the financial statements taken as a whole. Accordingly, we do not express such an opinion.

Based on our reviews, we are not aware of any material modifications that should be made to such interim financial statements for them to be in conformity with accounting principles generally accepted in the United States of America.

We have previously audited, in accordance with the standards of the Public Company Accounting Oversight Board (United States), the Consolidated Statement of Assets, Liabilities and Members' Capital of New Mountain Finance Holdings, L.L.C., including the Consolidated Schedule of Investments as of December 31, 2011, the related Consolidated Statements of Operations, Changes in Members' Capital, and Cash Flows for the year then ended (not presented herein), and the Statements of Assets and Liabilities of New Mountain Finance Corporation and New Mountain Finance AIV Holdings Corporation as of December 31, 2011, the related Statements of Operations, Changes in Net Assets, and Cash Flows for the period May 19, 2011 (commencement of operations) to December 31, 2011 (not presented herein); and in our reports dated March 7, 2012, we expressed unqualified opinions on those financial statements. In our opinion, the information set forth in the accompanying Consolidated Statement of Assets, Liabilities and Members' Capital of New Mountain Finance Holdings, L.L.C., including the Consolidated Schedule of Investments, and the Statements of Assets and Liabilities of New Mountain Finance Corporation and New Mountain Finance AIV Holdings Corporation as of December 31, 2011, is fairly stated, in all material respects, in relation to the Consolidated Statement of Assets, Liabilities, and Members' Capital of New Mountain Finance Holdings, L.L.C., including the Consolidated Schedules of Investments, and the Statements of Assets and Liabilities of New Mountain Finance Corporation and New Mountain Finance AIV Holdings Corporation from which they have been derived.

DELOITTE & TOUCHE LLP

New York, New York
November 6, 2012

REPORT OF INDEPENDENT REGISTERED PUBLIC ACCOUNTING FIRM

To the Board of Directors of
New Mountain Finance Holdings, L.L.C.:

We have audited the accompanying consolidated statements of assets, liabilities and members' capital of New Mountain Finance Holdings, L.L.C. (the "Company"), including the consolidated schedules of investments as of December 31, 2011 and 2010, and the related consolidated statements of operations, changes in members' capital, and cash flows for each of the three years in the period ended December 31, 2011 and the financial highlights for the period from October 29, 2008 (commencement of operations) to December 31, 2008 and each of the three years in the period ended December 31, 2011. These financial statements and financial highlights are the responsibility of the Company's management. Our responsibility is to express an opinion on these financial statements and financial highlights based on our audits.

We conducted our audits in accordance with the standards of the Public Company Accounting Oversight Board (United States). These standards require that we plan and perform the audit to obtain reasonable assurance about whether the financial statements are free of material misstatement. The Company is not required to have, nor were we engaged to perform, an audit of its internal control over financial reporting. Our audits included consideration of internal control over financial reporting as a basis for designing audit procedures that are appropriate in the circumstances, but not for the purpose of expressing an opinion on the effectiveness of the Company's internal control over financial reporting. Accordingly, we express no such opinion. An audit also includes examining, on a test basis, evidence supporting the amounts and disclosures in the financial statements, assessing the accounting principles used and significant estimates made by management, as well as evaluating the overall financial statement presentation. Our procedures included confirmation of investments as of December 31, 2011, by correspondence with the custodian, loan agent or borrower; where replies were not received, we performed other auditing procedures. We believe that our audits provide a reasonable basis for our opinion.

In our opinion, such financial statements and financial highlights referred to above present fairly, in all material respects, the consolidated financial position of New Mountain Finance Holdings, L.L.C. as of December 31, 2011 and 2010, and the consolidated results of its operations, its consolidated changes in members' capital, and its consolidated cash flows for each of the three years in the period ended December 31, 2011 and the financial highlights for the period from October 29, 2008 (commencement of operations) to December 31, 2008 and each of the three years in the period ended December 31, 2011 in conformity with accounting principles generally accepted in the United States of America.

As explained in Note 4, the financial statements include investments valued at \$90,966,959 (12.45% of total assets) and \$30,255,961 (6.57% of total assets) as of December 31, 2011 and 2010, respectively, whose fair values have been estimated by the Company in the absence of readily determinable fair values.

/s/ DELOITTE & TOUCHE LLP

New York, New York
March 7, 2012

REPORT OF INDEPENDENT REGISTERED PUBLIC ACCOUNTING FIRM

To the Board of Directors of
New Mountain Finance Corporation:

We have audited the accompanying statement of assets and liabilities of New Mountain Finance Corporation (the "Company") as of December 31, 2011, and the related statements of operations, changes in net assets, cash flows and the financial highlights for the period from May 19, 2011(commencement of operations) to December 31, 2011. These financial statements and financial highlights are the responsibility of the Company's management. Our responsibility is to express an opinion on these financial statements and financial highlights based on our audit.

We conducted our audit in accordance with the standards of the Public Company Accounting Oversight Board (United States). These standards require that we plan and perform the audit to obtain reasonable assurance about whether the financial statements are free of material misstatement. The Company is not required to have, nor were we engaged to perform, an audit of its internal control over financial reporting. Our audits included consideration of internal control over financial reporting as a basis for designing audit procedures that are appropriate in the circumstances, but not for the purpose of expressing an opinion on the effectiveness of the Company's internal control over financial reporting. Accordingly, we express no such opinion. An audit also includes examining, on a test basis, evidence supporting the amounts and disclosures in the financial statements, assessing the accounting principles used and significant estimates made by management, as well as evaluating the overall financial statement presentation. We believe that our audit provides a reasonable basis for our opinion.

In our opinion, such financial statements and financial highlights referred to above present fairly, in all material respects, the financial position of New Mountain Finance Corporation as of December 31, 2011 and the results of its operations, changes in its net assets, its cash flows, and the financial highlights for the period from May 19, 2011(commencement of operations) to December 31, 2011 in conformity with accounting principles generally accepted in the United States of America.

/s/ DELOITTE & TOUCHE LLP

New York, New York
March 7, 2012

REPORT OF INDEPENDENT REGISTERED PUBLIC ACCOUNTING FIRM

To the Board of Directors of
New Mountain Finance AIV Holdings Corporation:

We have audited the accompanying statement of assets and liabilities of New Mountain Finance AIV Holdings Corporation (the "Company") as of December 31, 2011, and the related statements of operations, changes in net assets, cash flows and the financial highlights for the period from May 19, 2011(commencement of operations) to December 31, 2011. These financial statements and financial highlights are the responsibility of the Company's management. Our responsibility is to express an opinion on these financial statements and financial highlights based on our audit.

We conducted our audit in accordance with the standards of the Public Company Accounting Oversight Board (United States). These standards require that we plan and perform the audit to obtain reasonable assurance about whether the financial statements are free of material misstatement. The Company is not required to have, nor were we engaged to perform, an audit of its internal control over financial reporting. Our audits included consideration of internal control over financial reporting as a basis for designing audit procedures that are appropriate in the circumstances, but not for the purpose of expressing an opinion on the effectiveness of the Company's internal control over financial reporting. Accordingly, we express no such opinion. An audit also includes examining, on a test basis, evidence supporting the amounts and disclosures in the financial statements, assessing the accounting principles used and significant estimates made by management, as well as evaluating the overall financial statement presentation. We believe that our audit provides a reasonable basis for our opinion.

In our opinion, such financial statements and financial highlights referred to above present fairly, in all material respects, the financial position of New Mountain Finance AIV Holdings Corporation as of December 31, 2011 and the results of its operations, changes in its net assets, its cash flows, and the financial highlights for the period from May 19, 2011 (commencement of operations) to December 31, 2011 in conformity with accounting principles generally accepted in the United States of America.

/s/ DELOITTE & TOUCHE LLP

New York, New York
March 7, 2012

New Mountain Finance Holdings, L.L.C.

Consolidated Statements of Assets, Liabilities and Members' Capital

| | December 31, 2011 | December 31, 2010 |
|--|-----------------------|-----------------------|
| Assets | | |
| Investments at fair value (cost of \$699,864,784 and \$414,308,823, respectively) | \$ 703,513,560 | \$ 441,057,840 |
| Cash and cash equivalents | 15,318,811 | 10,744,082 |
| Interest receivable | 7,307,092 | 3,007,787 |
| Deferred credit facility costs (net of accumulated amortization of \$855,955 and \$69,909, respectively) | 3,713,739 | 1,880,120 |
| Deferred offering costs | — | 3,528,110 |
| Receivable from affiliate | 369,017 | — |
| Other assets | 356,486 | 5,842 |
| Total assets | \$ 730,578,705 | \$ 460,223,781 |
| Liabilities | | |
| SLF Credit Facility | 165,928,000 | 56,936,000 |
| Holdings Credit Facility | 129,037,813 | 59,696,938 |
| Payable for unsettled securities purchased | 7,604,931 | 94,462,500 |
| Management fee payable | 2,200,354 | — |
| Incentive fee payable | 2,317,328 | — |
| Interest payable | 1,747,095 | 813,192 |
| Payable to affiliates | — | 2,531,319 |
| Other liabilities | 1,241,366 | 3,856,571 |
| Total liabilities | 310,076,887 | 218,296,520 |
| Members' Capital | 420,501,818 | 241,927,261 |
| Total liabilities and members' capital | \$ 730,578,705 | \$ 460,223,781 |
| Outstanding common membership units(a) | 30,919,629 | |
| Capital per unit(a) | \$ 13.60 | |

(a) Fund was not unitized as of December 31, 2010.

The accompanying notes are an integral part of these consolidated financial statements.

New Mountain Finance Holdings, L.L.C.

Consolidated Statements of Operations

| | Year ended December 31, | | |
|--|--------------------------------|----------------------|-----------------------|
| | 2011 | 2010 | 2009 |
| Investment income | | | |
| Interest income | \$ 55,809,453 | \$ 40,485,158 | \$ 21,108,672 |
| Other income | 713,991 | 889,619 | 658,035 |
| Total investment income | <u>56,523,444</u> | <u>41,374,777</u> | <u>21,766,707</u> |
| Expenses | | | |
| Interest and other credit facility expenses | 7,086,019 | 2,948,460 | 490,189 |
| Management fee | 4,938,004 | 70,999 | 134,966 |
| Incentive fee | 3,522,330 | — | — |
| Administrative expenses (net of reimbursable expenses of \$870,032, \$0 and \$0, respectively) | 744,959 | 401,133 | 162,978 |
| Professional fees (net of reimbursable expenses of \$1,315,733, \$0 and \$0, respectively) | 721,578 | 327,331 | 381,877 |
| Other general and administrative expenses | 985,283 | 162,593 | 188,974 |
| Total expenses | <u>17,998,173</u> | <u>3,910,516</u> | <u>1,358,984</u> |
| Net investment income | <u>38,525,271</u> | <u>37,464,261</u> | <u>20,407,723</u> |
| Realized gains on investments | 16,252,062 | 66,287,267 | 37,128,956 |
| Net change in unrealized (depreciation) appreciation of investments | (23,100,241) | (39,959,267) | 68,143,411 |
| Net increase in capital resulting from operations | <u>\$ 31,677,092</u> | <u>\$ 63,792,261</u> | <u>\$ 125,680,090</u> |

The accompanying notes are an integral part of these consolidated financial statements.

New Mountain Finance Holdings, L.L.C.

Consolidated Statements of Changes in Members' Capital

| | Year ended December 31, | | |
|---|-------------------------|-----------------------|-----------------------|
| | 2011 | 2010 | 2009 |
| Increase (decrease) in members' capital resulting from operations: | | | |
| Net investment income | \$ 38,525,271 | \$ 37,464,261 | \$ 20,407,723 |
| Realized gains on investments | 16,252,062 | 66,287,267 | 37,128,956 |
| Net change in unrealized (depreciation) appreciation of investments | (23,100,241) | (39,959,267) | 68,143,411 |
| Net increase in members' capital resulting from operations | 31,677,092 | 63,792,261 | 125,680,090 |
| Distributions | (10,249,155) | (115,940,206) | (202,095,083) |
| Contributions | 195,294,674 | 54,634,523 | 285,501,773 |
| Dividends paid | (26,590,881) | — | — |
| Offering costs | (11,557,173) | — | — |
| Net increase in members' capital | 178,574,557 | 2,486,578 | 209,086,780 |
| Members' capital at beginning of period | 241,927,261 | 239,440,683 | 30,353,903 |
| Members' capital at end of period | \$ 420,501,818 | \$ 241,927,261 | \$ 239,440,683 |

The accompanying notes are an integral part of these consolidated financial statements.

New Mountain Finance Holdings, L.L.C.

Consolidated Statements of Cash Flows

| | Year ended December 31, | | |
|---|--------------------------------|----------------------|----------------------|
| | 2011 | 2010 | 2009 |
| Cash flows from operating activities | | | |
| Net increase in capital resulting from operations | \$ 31,677,092 | \$ 63,792,261 | \$ 125,680,090 |
| Adjustments to reconcile net (increase) decrease in capital resulting from operations to net cash (used in) provided by operating activities: | | | |
| Realized gains on investments | (16,252,062) | (66,287,267) | (37,128,956) |
| Net change in unrealized depreciation (appreciation) of investments | 23,100,241 | 39,959,267 | (68,143,411) |
| Amortization of purchase discount | (5,861,691) | (16,326,857) | (10,030,920) |
| Amortization of deferred credit facility costs | 786,046 | 69,909 | — |
| Non-cash interest income | (1,538,462) | (3,374,086) | (815,611) |
| (Increase) decrease in operating assets: | | | |
| Purchase of investments | (494,693,776) | (332,708,278) | (274,180,589) |
| Proceeds from sales and paydowns of investments | 231,962,469 | 260,039,529 | 125,429,657 |
| Cash received for purchase of undrawn portion of revolving credit facility | 1,363,154 | — | 5,798,346 |
| Cash paid for sale of undrawn portion of revolving credit facility | — | (1,837,500) | — |
| Cash paid for drawn revolver | (535,593) | — | — |
| Interest receivable | (4,299,305) | (2,209,025) | (770,292) |
| Receivable from unsettled securities sold | — | 5,124,622 | (5,124,622) |
| Receivable from affiliate | (369,017) | — | — |
| Other assets | (350,644) | (4,435) | (1,407) |
| Increase (decrease) in operating liabilities: | | | |
| Payable for unsettled securities purchased | (86,857,569) | 82,230,235 | (19,082,935) |
| Management fee payable | 2,200,354 | — | — |
| Incentive fee payable | 2,317,328 | — | — |
| Interest payable | 933,903 | 340,503 | 472,689 |
| Payable to affiliates | (394,279) | (190,500) | 392,679 |
| Other liabilities | 533,795 | 432,931 | 274,641 |
| Net cash flows (used in) provided by operating activities | (316,278,016) | 29,051,309 | (157,230,641) |
| Cash flows from financing activities | | | |
| Contributions | 195,294,674 | 54,634,523 | 285,501,773 |
| Distributions | (10,249,155) | (115,940,206) | (202,095,083) |
| Dividends paid | (26,590,881) | — | — |
| Offering costs paid | (11,557,173) | — | — |
| Proceeds from Holdings Credit Facility | 336,508,450 | 44,850,495 | 77,744,675 |
| Repayment of Holdings Credit Facility | (267,167,575) | (62,898,232) | — |
| Proceeds from SLF Credit Facility | 172,060,007 | 56,936,000 | — |
| Repayment of SLF Credit Facility | (63,068,007) | — | — |
| Deferred credit facility costs paid | (4,377,595) | — | — |
| Net cash flows provided by (used in) financing activities | 320,852,745 | (22,417,420) | 161,151,365 |
| Net increase in cash and cash equivalents | 4,574,729 | 6,633,889 | 3,920,724 |
| Cash and cash equivalents at the beginning of the period | 10,744,082 | 4,110,193 | 189,469 |
| Cash and cash equivalents at the end of the period | \$ 15,318,811 | \$ 10,744,082 | \$ 4,110,193 |
| Supplemental disclosure of cash flow information | | | |
| Interest paid | \$ 4,358,103 | \$ 2,130,839 | \$ — |
| Non-cash financing activities: | | | |
| Accrual for offering costs | \$ — | \$ 3,528,110 | \$ — |
| Accrual for deferred credit facility costs | 192,099 | 1,950,029 | — |

The accompanying notes are an integral part of these consolidated financial statements.

New Mountain Finance Holdings, L.L.C.

Consolidated Schedule of Investments

December 31, 2011

| Portfolio Company, Location and Industry | Type of Investment | Interest Rate | Maturity Date | Principal Amount, Par Value or Shares | Cost | Fair Value | Percent of Members' Capital |
|---|---------------------------|-----------------------------|----------------------|--|-------------------|-------------------|------------------------------------|
| Funded Debt Investments — United States | | | | | | | |
| Novell, Inc. (fka Attachmate Corporation, NetIQ Corporation) Software | First lien(3) | 6.50% (Base Rate + 5.00%) | 4/27/2017 | \$13,825,000 | \$13,703,238 | \$13,583,062 | |
| | Second lien(2) | 9.50% (Base Rate + 8.00%) | 10/27/2017 | 20,000,000 | 19,669,018 | 19,200,000 | |
| | | | | <u>33,825,000</u> | <u>33,372,256</u> | <u>32,783,062</u> | 7.80% |
| Decision Resources, LLC Business Services | First lien(3) | 7.00% (Base Rate + 5.50%) | 12/28/2016 | 17,820,000 | 17,588,508 | 17,196,300 | |
| | Second lien(2) | 9.50% (Base Rate + 8.00%) | 5/7/2018 | 14,500,000 | 14,368,204 | 14,282,500 | |
| | | | | <u>32,320,000</u> | <u>31,956,712</u> | <u>31,478,800</u> | 7.48% |
| Lawson Software, Inc. (fka SoftBrands, Inc.) Software | First lien(3) | 6.75% (Base Rate + 5.25%) | 7/5/2017 | 18,703,125 | 18,001,977 | 18,305,684 | |
| | Subordinated(2) | 11.50% | 7/15/2018 | 13,500,000 | 12,329,105 | 13,162,500 | |
| | | | | <u>32,203,125</u> | <u>30,331,082</u> | <u>31,468,184</u> | 7.47% |
| Meritas Schools Holdings, LLC Education | First lien(3) | 7.50% (Base Rate + 6.00%) | 7/29/2017 | 9,500,000 | 9,409,890 | 9,357,500 | |
| | Second lien(2) | 11.50% (Base Rate + 10.00%) | 1/29/2018 | 20,000,000 | 19,712,425 | 19,650,000 | |
| | | | | <u>29,500,000</u> | <u>29,122,315</u> | <u>29,007,500</u> | 6.89% |
| Global Knowledge Training LLC Education | First lien(3) | 6.50% (Base Rate + 5.00%) | 4/21/2017 | 4,867,647 | 4,796,665 | 4,794,632 | |
| | Second lien(2) | 11.50% (Base Rate + 9.75%) | 10/21/2018 | 24,250,000 | 23,764,101 | 23,755,300 | |
| | | | | <u>29,117,647</u> | <u>28,560,766</u> | <u>28,549,932</u> | 6.79% |
| Managed Health Care Associates, Inc. Healthcare Services | First lien(2) | 3.55% (Base Rate + 3.25%) | 8/1/2014 | 15,467,673 | 12,941,252 | 14,462,274 | |
| | Second lien(2) | 6.80% (Base Rate + 6.50%) | 2/1/2015 | 15,000,000 | 11,950,542 | 13,950,000 | |
| | | | | <u>30,467,673</u> | <u>24,891,794</u> | <u>28,412,274</u> | 6.76% |
| Insight Pharmaceuticals LLC Healthcare Products | Second lien(2) | 13.25% (Base Rate + 11.75%) | 8/25/2017 | 25,000,000 | 24,037,614 | 24,875,000 | 5.92% |
| Renaissance Learning, Inc. Education | Second lien(2) | 12.00% (Base Rate + 10.50%) | 10/19/2018 | 20,000,000 | 19,016,871 | 20,100,000 | 4.78% |
| Learning Care Group (US), Inc. Education | First lien(2) | 12.00% | 4/27/2016 | 17,368,421 | 17,115,609 | 16,695,606 | |
| | Subordinated(2) | 15.00% PIK* | 6/30/2016 | 3,273,004 | 3,089,870 | 2,971,990 | |
| | | | | <u>20,641,425</u> | <u>20,205,479</u> | <u>19,667,596</u> | 4.68% |
| Transplace Texas, L.P. Logistics | Second lien(2) | 11.00% (Base Rate + 9.00%) | 4/12/2017 | 20,000,000 | 19,514,617 | 19,500,000 | 4.64% |
| U.S. Healthworks Holding Company, Inc. Healthcare Services | Second lien(2) | 10.50% (Base Rate + 9.00%) | 6/15/2017 | 20,000,000 | 19,719,547 | 19,500,000 | 4.64% |
| Unitek Global Services, Inc. Business Services | First lien(2) | 9.00% (Base Rate + 7.50%) | 4/15/2018 | 19,850,000 | 19,312,984 | 19,440,594 | 4.62% |
| Ipreo Holdings LLC Information Services | First lien(3) | 8.00% (Base Rate + 6.50%) | 8/5/2017 | 18,703,125 | 18,308,298 | 18,282,305 | 4.35% |
| KeyPoint Government Solutions, Inc. Federal Services | First lien(2) | 10.00% (Base Rate + 8.00%) | 12/31/2015 | 17,820,000 | 17,521,860 | 17,909,100 | 4.26% |
| Sotera Defense Solutions, Inc. (Global Defense Technology & Systems, Inc.) Federal Services | First lien(3) | 7.00% (Base Rate + 5.50%) | 4/21/2017 | 16,915,000 | 16,764,489 | 16,872,713 | 4.01% |
| SRA International, Inc. Federal Services | First lien(3) | 6.50% (Base Rate + 5.25%) | 7/20/2018 | 17,433,389 | 16,624,324 | 16,416,447 | 3.90% |

New Mountain Finance Holdings, L.L.C.

Consolidated Schedule of Investments (Continued)

December 31, 2011

| Portfolio Company, Location and Industry | Type of Investment | Interest Rate | Maturity Date | Principal Amount, Par Value or Shares | Cost | Fair Value | Percent of Members' Capital |
|--|---------------------------|-----------------------------|----------------------|--|-------------------|-------------------|------------------------------------|
| OpenLink International, Inc. Software | First lien(2) | 7.75% (Base Rate + 6.25%) | 10/30/2017 | \$15,000,000 | \$14,706,514 | \$15,056,250 | 3.58% |
| Volume Services America, Inc. (Centerplate) Consumer Services | First lien(2) | 10.50% (Base Rate + 8.50%) | 9/16/2016 | 14,850,000 | 14,512,417 | 14,924,250 | 3.55% |
| SonicWALL, Inc. Software | First lien(3) | 8.27% (Base Rate + 6.19%) | 1/23/2016 | 4,822,985 | 4,831,869 | 4,847,099 | |
| | Second lien(2) | 12.00% (Base Rate + 10.00%) | 1/23/2017 | 10,000,000 | 9,746,209 | 9,950,000 | |
| | | | | <u>14,822,985</u> | <u>14,578,078</u> | <u>14,797,099</u> | 3.52% |
| PODS, Inc.(6) Consumer Services | | | | | | | |
| PODS Funding Corp. II | First lien(2) | 8.50% (Base Rate + 7.00%) | 11/29/2016 | 11,561,538 | 11,218,525 | 11,214,692 | |
| Storapod Holding Company, Inc. | Subordinated(2) | 21.00% PIK* | 11/29/2017 | 3,728,642 | 3,600,214 | 3,599,461 | |
| | | | | <u>15,290,180</u> | <u>14,818,739</u> | <u>14,814,153</u> | 3.52% |
| Triple Point Technology, Inc. Software | First lien(3) | 8.00% (Base Rate + 6.50%) | 10/27/2017 | 14,500,000 | 13,932,051 | 14,536,250 | 3.46% |
| Virtual Radiologic Corporation Healthcare Information Technology | First lien(3) | 7.75% (Base Rate + 4.50%) | 12/22/2016 | 14,889,987 | 14,704,271 | 14,108,263 | 3.36% |
| Brock Holdings III, Inc. Industrial Services | Second lien(2) | 10.00% (Base Rate + 8.25%) | 3/16/2018 | 15,000,000 | 14,746,132 | 13,818,750 | 3.29% |
| LANDesk Group, Inc. Software | First lien(3) | 7.00% (Base Rate + 5.25%) | 3/28/2016 | 14,062,500 | 13,828,336 | 13,798,828 | 3.28% |
| Pacific Architects and Engineers Incorporated Federal Services | First lien(3) | 7.50% (Base Rate + 6.00%) | 4/4/2017 | 14,100,000 | 13,848,322 | 13,677,000 | 3.25% |
| Smile Brands Group Inc. Healthcare Services | First lien(3) | 7.00% (Base Rate + 5.25%) | 12/21/2017 | 12,337,594 | 12,173,547 | 12,329,883 | 2.93% |
| Mailsouth, Inc. Media | First lien(3) | 6.75% (Base Rate + 4.99%) | 12/14/2016 | 11,910,000 | 11,756,172 | 11,731,350 | 2.79% |
| Vision Solutions, Inc. Software | Second lien(2) | 9.50% (Base Rate + 8.00%) | 7/23/2017 | 12,000,000 | 11,893,985 | 11,640,000 | 2.77% |
| TravelCLICK, Inc. (fka TravelCLICK Acquisition Co.) Information Services | First lien(3) | 6.50% (Base Rate + 5.00%) | 3/16/2016 | 11,401,313 | 11,208,577 | 11,344,306 | 2.70% |
| Merrill Communications LLC Business Services | First lien(2) | 7.50% (Base Rate + 5.50%) | 12/24/2012 | 11,421,788 | 10,284,637 | 11,002,985 | 2.62% |
| Brickman Group Holdings, Inc. Business Services | First lien(3) | 7.25% (Base Rate + 5.50%) | 10/14/2016 | 7,957,406 | 8,005,917 | 7,982,272 | |
| | Subordinated(2) | 9.13% | 11/1/2018 | 3,000,000 | 2,716,216 | 2,715,000 | |
| | | | | <u>10,957,406</u> | <u>10,722,133</u> | <u>10,697,272</u> | 2.54% |
| Immucor, Inc. Healthcare Services | First lien(3) | 7.25% (Base Rate + 5.75%) | 8/19/2018 | 4,987,500 | 4,795,791 | 5,022,826 | |
| | Subordinated(2) | 11.13% | 8/15/2019 | 5,000,000 | 4,937,575 | 5,200,000 | |
| | | | | <u>9,987,500</u> | <u>9,733,366</u> | <u>10,222,826</u> | 2.43% |
| CHG Companies, Inc. Healthcare Services | Second lien(2) | 11.25% (Base Rate + 9.50%) | 4/7/2017 | 10,000,000 | 9,826,548 | 10,025,000 | 2.38% |
| Vertafore, Inc. Software | Second lien(2) | 9.75% (Base Rate + 8.25%) | 10/29/2017 | 10,000,000 | 9,912,104 | 9,725,000 | 2.31% |
| Merge Healthcare Inc. Healthcare Services | First lien(2) | 11.75% | 5/1/2015 | 9,000,000 | 8,879,303 | 9,585,000 | 2.28% |

New Mountain Finance Holdings, L.L.C.

Consolidated Schedule of Investments (Continued)

December 31, 2011

| Portfolio Company, Location and Industry | Type of Investment | Interest Rate | Maturity Date | Principal Amount, Par Value or Shares | Cost | Fair Value | Percent of Members' Capital |
|---|---------------------------|---|----------------------|--|----------------------|----------------------|------------------------------------|
| Porex Corporation Specialty Chemicals and Materials | First lien(3) | 6.75% (Base Rate + 5.25%) | 3/31/2015 | \$ 9,573,968 | \$ 9,449,821 | \$ 9,430,359 | 2.24% |
| Sunquest Information Systems, Inc. (Misys Hospital Systems, Inc.) Healthcare Services | Second lien(2) | 9.75% (Base Rate + 8.50%) | 6/16/2017 | 9,000,000 | 8,840,688 | 8,910,000 | 2.12% |
| Mach Gen, LLC Power Generation | Second lien(2) | 8.03% PIK (Base Rate + 7.50%)* | 2/22/2015 | 12,063,894 | 9,966,951 | 8,609,943 | 2.05% |
| Research Pharmaceutical Services, Inc. Healthcare Services | First lien(3) | 6.75% (Base Rate + 5.24%) | 2/18/2017 | 7,453,125 | 7,354,306 | 7,192,266 | 1.71% |
| Airvana Network Solutions Inc. Software | First lien(2) | 10.00% (Base Rate + 8.00%) | 3/25/2015 | 7,009,524 | 6,895,616 | 7,044,571 | 1.68% |
| Surgery Center Holdings, Inc. Healthcare Services | First lien(3) | 6.50% (Base Rate + 5.00%) | 2/6/2017 | 6,947,500 | 6,916,695 | 6,478,544 | 1.54% |
| Stratus Technologies, Inc. Information Technology | First lien(2) | 12.00% | 3/29/2015 | 6,827,000 | 6,490,139 | 6,212,570 | 1.48% |
| Alion Science and Technology Corporation Federal Services | First lien(2) | 10.00% + 2.00% PIK* | 11/1/2014 | 6,195,238 | 5,613,308 | 5,555,066 | 1.32% |
| Datatel, Inc. Software | Second lien(2) | 8.75% (Base Rate + 7.25%) | 2/19/2018 | 5,000,000 | 4,977,238 | 5,150,000 | 1.22% |
| Ozburn-Hessey Holding Company LLC Logistics | Second lien(2) | 11.50% (Base Rate + 9.50%) | 10/8/2016 | 6,000,000 | 5,892,802 | 5,110,002 | 1.22% |
| Asurion, LLC (fka Asurion Corporation) Business Services | Second lien(2) | 9.00% (Base Rate + 7.50%) | 5/24/2019 | 5,000,000 | 4,976,820 | 4,950,000 | 1.18% |
| Pharmaceutical Product Development, Inc. (Jaguar Holdings, LLC) Healthcare Services | First lien(3) | 6.25% (Base Rate + 5.00%) | 12/5/2018 | 4,894,921 | 4,864,327 | 4,888,802 | 1.16% |
| Fibertech Networks, LLC (fka Firefox Merger Sub, LLC) Telecommunication | First lien(3) | 6.75% (Base Rate + 5.00%) | 11/30/2016 | 4,897,632 | 4,835,069 | 4,873,144 | 1.16% |
| LVI Services Inc. Industrial Services | First lien(2) | 9.25% (Base Rate + 7.50%) | 3/31/2014 | 5,120,334 | 4,474,056 | 3,725,043 | 0.89% |
| ATI Acquisition Company (fka Ability Acquisition, Inc.) Education | First lien(2) | 12.25% (Base Rate + 5.00% + 4.00% PIK) (5)* | 12/30/2014 | 4,477,810 | 4,351,747 | 783,617 | |
| | First lien(2) | 17.25% (Base Rate + 10.00% + 4.00% PIK)* | 6/30/2012 | 91,696 | 91,696 | 91,696 | |
| | First lien(2) | 17.25% (Base Rate + 10.00% + 4.00% PIK)* | 6/30/2012 | 1,484,370 | 1,484,370 | 1,484,370 | |
| | | | | <u>6,053,876</u> | <u>5,927,813</u> | <u>2,359,683</u> | <u>0.56%</u> |
| Total Funded Debt Investments | | | | \$727,364,649 | \$702,801,889 | \$702,587,965 | 167.08% |
| Equity — United States | | | | | | | |
| Stratus Technologies, Inc. Information Technology | Ordinary shares(2) | — | — | 144,270 | \$ 65,123 | \$ 29,881 | |
| | Preferred shares(2) | — | — | 32,830 | 14,819 | 6,800 | |

79,942

36,681

0.01%

F-79

New Mountain Finance Holdings, L.L.C.

Consolidated Schedule of Investments (Continued)

December 31, 2011

| Portfolio Company, Location and Industry | Type of Investment | Interest Rate | Maturity Date | Principal Amount, Par Value or Shares | Cost | Fair Value | Percent of Members' Capital |
|---|----------------------------------|---------------|---------------|---------------------------------------|-----------------------|-----------------------|-----------------------------|
| Global Knowledge Training LLC Education | Ordinary shares(2) | — | — | 2 | \$ 2,109 | \$ 2,109 | |
| | Preferred shares(2) | — | — | 2,423 | 2,422,891 | 2,422,891 | |
| | | | | | 2,425,000 | 2,425,000 | 0.58% |
| Total Shares | | | | | \$ 2,504,942 | \$ 2,461,681 | 0.59% |
| Warrants — United States | | | | | | | |
| Alion Science and Technology Corporation Federal Services | Warrants(2) | — | — | 6,000 | \$ 292,851 | \$ 244,237 | 0.06% |
| PODS, Inc.(6) Storapod Holding Company, Inc. Consumer Services | Warrants(2) | — | — | 298,398 | 129,181 | 129,181 | 0.03% |
| Learning Care Group (US), Inc. Education | Warrants(2) | — | — | 844 | 193,850 | 14,372 | 0.00% |
| Total Warrants | | | | | \$ 615,882 | \$ 387,790 | 0.09% |
| Total Funded Investments | | | | | \$705,922,713 | \$705,437,436 | 167.76% |
| Unfunded Debt Investments — United States | | | | | | | |
| Datatel, Inc. Software | Subordinated — Bridge(1)(2) | — | 12/13/2012 | \$20,000,000 | \$ — | \$ — | 0.00% |
| Physio-Control International, Inc. Healthcare Products | First lien — Bridge(1)(2) | — | — | 15,000,000 | — | — | 0.00% |
| ATI Acquisition Company (fka Ability Acquisition, Inc.) Education | First lien(1) (2) — Undrawn | — | 1/1/2012 | 39,947 | — | — | |
| | First lien(1) (2) — Undrawn | — | 1/1/2012 | 865 | — | — | |
| | | | | 40,812 | — | — | 0.00% |
| PODS, Inc.(6) Consumer Services | First lien(1) (2) — Undrawn | — | 11/29/2016 | 3,438,462 | (103,154) | (103,154) | |
| PODS Funding Corp. II Storapod Holding Company, Inc. | Subordinated(1) (2) — Undrawn | — | 11/29/2017 | 771,358 | — | — | |
| | | | | 4,209,820 | (103,154) | (103,154) | (0.03)% |
| RGIS Services, LLC Business Services | First lien(2) (4) — Undrawn | — | 4/30/2013 | 5,000,000 | (2,850,000) | (293,850) | (0.07)% |
| Education Management LLC Education | First lien(2) (4) — Undrawn | — | 6/1/2012 | 3,000,000 | (1,215,000) | (330,000) | (0.08)% |
| Kronos Incorporated Software | First lien(2) (4) — Undrawn | — | 6/11/2013 | 4,198,500 | (629,775) | (356,872) | (0.08)% |
| Advantage Sales & Marketing Inc. Business Services | First lien(2) (4) — Undrawn | — | 12/17/2015 | 10,500,000 | (1,260,000) | (840,000) | (0.20)% |
| Total Unfunded Debt Investments | | | | \$61,949,132 | \$ (6,057,929) | \$ (1,923,876) | (0.46)% |
| Total Investments | | | | | \$699,864,784 | \$703,513,560 | 167.30% |

- (1) Par Value amounts represent the drawn or undrawn (as indicated in type of investment) portion of the bridge facility, delayed draw or other future funding commitments.
- (2) The Holdings Credit Facility is collateralized by the indicated investments.
- (3) The SLF Credit Facility is collateralized by the indicated investments.
- (4) Par Value amounts represent the drawn or undrawn (as indicated in type of investment) portion of revolving credit facilities. Cost amounts represent the cash received at settlement date net the impact of paydowns and cash paid for drawn revolvers.
- (5) Investment is on non-accrual status.
- (6) New Mountain Finance Holdings, L.L.C. ("NMF Holdings") holds investments in two related entities of PODS, Inc. NMF Holdings directly holds warrants in Storapod Holding Company, Inc. ("Storapod") and has a credit investment in Storapod through Storapod WCF II Limited ("Storapod WCF II"). Storapod WCF II is a special purpose entity used to enter into a Shari'ah-compliant financing arrangement with Storapod. Additionally, NMF Holdings has a credit investment in PODS Funding Corp. II ("PODS II"). PODS, Inc. is a wholly-owned subsidiary of PODS Holding, Inc., which in turn is a majority-owned subsidiary of Storapod. PODS II is a special purpose entity used to enter into a Shari'ah-compliant financing arrangement with PODS, Inc. and its subsidiary, PODS Enterprises, Inc.

| | <u>December 31, 2011</u> |
|--------------------------|---|
| Investment Type | Percent of Total Investments at Fair Value |
| First lien | 58.32% |
| Second lien | 37.34% |
| Subordinated | 3.93% |
| Equity and other | 0.41% |
| Total investments | 100.00% |

| | <u>December 31, 2011</u> |
|-----------------------------------|---|
| Industry Type | Percent of Total Investments at Fair Value |
| Software | 22.12% |
| Healthcare Services | 16.71% |
| Education | 14.47% |
| Business Services | 10.86% |
| Federal Services | 10.05% |
| Consumer Services | 4.23% |
| Information Services | 4.21% |
| Healthcare Products | 3.54% |
| Logistics | 3.50% |
| Industrial Services | 2.49% |
| Healthcare Information Technology | 2.01% |
| Media | 1.67% |
| Specialty Chemicals and Materials | 1.34% |
| Power Generation | 1.22% |
| Information Technology | 0.89% |
| Telecommunication | 0.69% |
| Total investments | 100.00% |

The accompanying notes are an integral part of these consolidated financial statements.

New Mountain Finance Holdings, L.L.C.

Consolidated Schedule of Investments

December 31, 2010

| Portfolio Company, Location and Industry | Type of Investment | Interest Rate | Maturity Date | Principal Amount, Par Value or Shares | Cost | Fair Value | Percent of Members' Capital |
|---|---------------------------|-----------------------------|----------------------|--|---------------------|---------------------|------------------------------------|
| Funded Debt Investments — Canada | | | | | | | |
| Trident Exploration Corp.(2) | | | | | | | |
| Energy | First lien(3) | 12.50% (Base Rate + 9.50%) | 6/30/2014 | \$ 4,477,500 | \$ 4,357,151 | \$ 4,746,150 | 1.96% |
| Total Canada | | | | \$ 4,477,500 | \$ 4,357,151 | \$ 4,746,150 | 1.96% |
| Funded Debt Investments — United States | | | | | | | |
| Managed Health Care Associates, Inc. | | | | | | | |
| Healthcare Services | First lien(3) | 3.52% (Base Rate + 3.25%) | 8/1/2014 | \$ 22,467,673 | \$ 17,462,237 | \$ 20,557,920 | |
| | Second lien(3) | 6.77% (Base Rate + 6.50%) | 2/1/2015 | 15,000,000 | 11,227,497 | 13,200,001 | |
| | | | | 37,467,673 | 28,689,734 | 33,757,921 | 13.95% |
| Attachmate Corporation, NetIQ Corporation | | | | | | | |
| Software | Second lien(3) | 7.04% (Base Rate + 6.75%) | 10/13/2013 | 22,500,000 | 17,121,571 | 22,275,000 | 9.21% |
| Learning Care Group (US), Inc. Education | | | | | | | |
| Education | First lien(3) | 12.00% | 4/27/2016 | 17,368,422 | 17,057,656 | 17,192,834 | |
| | Subordinated | 15.00% | 6/30/2016 | 2,832,237 | 2,610,113 | 2,630,413 | |
| | | | | 20,200,659 | 19,667,769 | 19,823,247 | 8.19% |
| Decision Resources, LLC | | | | | | | |
| Business Services | First lien(4) | 7.75% (Base Rate + 4.50%) | 12/28/2016 | 18,000,000 | 17,730,000 | 17,820,001 | 7.37% |
| KeyPoint Government Solutions, Inc. | | | | | | | |
| Federal Services | First lien(3) | 10.00% (Base Rate + 8.00%) | 12/31/2015 | 18,000,000 | 17,640,000 | 17,730,000 | 7.33% |
| Smile Brands Group, Inc. | | | | | | | |
| Healthcare Services | First lien(4) | 7.50% (Base Rate + 4.25%) | 12/21/2017 | 17,500,000 | 17,237,500 | 17,390,625 | 7.19% |
| Volume Services America, Inc. (Centerplate) | | | | | | | |
| Consumer Services | First lien(3) | 10.50% (Base Rate + 8.50%) | 9/16/2016 | 14,962,500 | 14,527,858 | 15,056,016 | 6.22% |
| MLM Holdings, Inc. | | | | | | | |
| Software | First lien(4) | 7.00% (Base Rate + 5.25%) | 12/1/2016 | 14,962,500 | 14,739,863 | 14,775,469 | 6.11% |
| LANDesk Software, Inc. | | | | | | | |
| Software | First lien(4) | 7.00% (Base Rate + 5.25%) | 3/28/2016 | 15,000,000 | 14,701,917 | 14,718,750 | 6.08% |
| SonicWALL, Inc. | | | | | | | |
| Software | First lien(4) | 8.26% (Base Rate + 6.19%) | 1/23/2016 | 4,485,887 | 4,507,797 | 4,519,531 | |
| | Second lien(3) | 12.00% (Base Rate + 10.00%) | 1/23/2017 | 10,000,000 | 9,712,391 | 10,050,000 | |
| | | | | 14,485,887 | 14,220,188 | 14,569,531 | 6.02% |
| Virtual Radiologic Corporation | | | | | | | |
| Healthcare Information Technology | First lien(4) | 7.75% (Base Rate + 4.50%) | 12/22/2016 | 14,000,000 | 13,790,000 | 13,965,000 | 5.77% |
| Asurion, LLC | | | | | | | |
| Business Services | First lien(4) | 6.75% (Base Rate + 5.25%) | 3/31/2015 | 13,000,000 | 12,494,497 | 13,052,234 | 5.40% |
| Aspen Dental Management, Inc. | | | | | | | |
| Healthcare Services | First lien(4) | 7.72% (Base Rate + 6.00%) | 10/6/2016 | 12,967,500 | 12,713,475 | 13,016,128 | 5.38% |
| Firefox Merger Sub, LLC (f/k/a Fibertech Networks, LLC) | | | | | | | |
| Telecommunication | First lien(4) | 6.75% (Base Rate + 5.00%) | 11/30/2016 | 12,000,000 | 11,821,633 | 12,240,000 | 5.06% |
| Airvana Network Solutions Inc. | | | | | | | |
| Software | First lien(3) | 11.00% (Base Rate + 9.00%) | 8/27/2014 | 11,833,333 | 11,611,357 | 11,890,039 | 4.92% |
| Mailsouth, Inc. | | | | | | | |
| Media | First lien(4) | 7.00% (Base Rate + 3.75%) | 12/14/2016 | 12,000,000 | 11,820,000 | 11,880,000 | 4.91% |
| Merge Healthcare Inc. Healthcare Services | | | | | | | |
| Healthcare Services | First lien(3) | 11.75% | 5/1/2015 | 11,000,000 | 10,808,642 | 11,770,000 | 4.87% |
| Merrill Communications LLC | | | | | | | |
| Business Services | First lien(3) | 8.50% (Base Rate + 6.50%) | 12/22/2012 | 11,421,788 | 9,332,773 | 11,393,234 | 4.71% |

New Mountain Finance Holdings, L.L.C.

Consolidated Schedule of Investments (Continued)

December 31, 2010

| Portfolio Company, Location and Industry | Type of Investment | Interest Rate | Maturity Date | Principal Amount, Par Value or Shares | Cost | Fair Value | Percent of Members' Capital |
|---|--------------------|----------------------------|---------------|---------------------------------------|----------------------|----------------------|-----------------------------|
| PODS Holding Funding Corp. Consumer Services | Subordinated | 16.64% | 12/23/2015 | \$ 11,664,000 | \$ 10,137,299 | \$ 10,117,351 | 4.18% |
| Vertafore, Inc Software CHG Companies, Inc. | Second lien(3) | 9.75% (Base Rate + 8.25%) | 10/29/2017 | 10,000,000 | 9,901,457 | 10,106,250 | 4.18% |
| Healthcare Services First Data Corporation | Second lien(3) | 11.25% (Base Rate + 9.50%) | 4/7/2017 | 10,000,000 | 9,804,011 | 9,900,000 | 4.09% |
| Business Services Focus Brands, Inc. | First lien(3) | 3.01% (Base Rate + 2.75%) | 9/24/2014 | 10,646,143 | 7,932,011 | 9,842,273 | 4.07% |
| Franchises Sunquest Information Systems, Inc. | First lien(4) | 7.25% (Base Rate + 5.50%) | 11/5/2016 | 9,181,818 | 9,091,224 | 9,285,114 | 3.84% |
| Healthcare Services Mach Gen, LLC | Second lien | 9.75% (Base Rate + 8.50%) | 6/16/2017 | 9,000,000 | 8,820,000 | 9,000,000 | 3.72% |
| Power Generation SSI Investments II Limited Education | Second lien | 7.79% (Base Rate + 7.50%) | 2/22/2015 | 11,145,736 | 8,580,242 | 7,803,431 | 3.23% |
| Subordinated(3) Hyland Software, Inc. | Subordinated(3) | 11.13% | 6/1/2018 | 7,000,000 | 7,064,923 | 7,630,000 | 3.15% |
| Software Wyle Services Corporation | First lien(4) | 6.75% (Base Rate + 5.00%) | 12/19/2016 | 7,500,000 | 7,425,000 | 7,528,125 | 3.11% |
| Federal Services RGIS Services, LLC | First lien(4) | 7.75% (Base Rate + 5.75%) | 3/25/2016 | 7,481,234 | 7,508,583 | 7,509,290 | 3.10% |
| Business Services | First lien(3) | 2.80% (Base Rate + 2.50%) | 4/30/2014 | 7,394,480 | 5,807,941 | 6,913,839 | 2.86% |
| Kronos Incorporated Software Alion Science and Technology Corporation Federal Services | Second lien(3) | 6.05% (Base Rate + 5.75%) | 6/11/2015 | 6,700,000 | 5,041,455 | 6,563,206 | 2.71% |
| First lien(3) | 12.00% | 11/1/2014 | 6,073,149 | 5,392,607 | 6,273,057 | 2.59% | |
| Bartlett Holdings, Inc. Industrial Services | First lien(4) | 6.75% (Base Rate + 5.00%) | 11/23/2016 | 6,000,000 | 5,940,644 | 6,037,500 | 2.50% |
| Ozburn-Hessey Holding Company LLC Logistics | Second lien | 10.50% (Base Rate + 8.50%) | 10/8/2016 | 6,000,000 | 5,874,951 | 5,985,000 | 2.47% |
| Vision Solutions, Inc. Software | First lien(4) | 7.75% (Base Rate + 6.00%) | 7/23/2016 | 5,775,000 | 5,662,174 | 5,753,344 | 2.38% |
| LVI Services Inc Industrial Services Stratus Technologies, Inc. Information Technology | First lien(3) | 9.25% (Base Rate + 7.50%) | 3/31/2014 | 5,162,883 | 4,304,472 | 4,388,450 | 1.81% |
| First lien | 12.00% | 3/29/2015 | 5,000,000 | 4,796,989 | 4,225,000 | 1.75% | |
| ATI Acquisition Company Education | First lien(3) | 8.25% (Base Rate + 5.99%) | 12/30/2014 | 4,455,000 | 4,304,106 | 4,076,325 | 1.68% |
| Physiotherapy Associates, Inc. / Benchmark Medical, Inc. | First lien(3) | 7.50% (Base Rate + 4.25%) | 6/28/2013 | 3,823,549 | 3,063,441 | 3,594,136 | 1.49% |
| Healthcare Facilities Brickman Group Holdings, Inc. | First lien(3) | 7.25% (Base Rate + 5.50%) | 10/14/2016 | 3,000,000 | 3,035,496 | 3,042,501 | 1.26% |
| Business Services | First lien(4) | 10.25% (Base Rate + 8.25%) | 12/9/2016 | 2,000,000 | 1,964,077 | 2,042,500 | 0.84% |
| Datatel, Inc Software | Second lien(3) | 9.25% (Base Rate + 7.75%) | 6/8/2017 | 2,000,000 | 1,980,093 | 2,009,166 | 0.83% |
| Applied Systems, Inc. Software | Second lien | | | 2,000,000 | 1,980,093 | 2,009,166 | 0.83% |
| Total United States | | | | \$448,304,832 | \$414,101,973 | \$436,749,053 | 180.53% |
| Total Funded Debt Investments | | | | \$452,782,332 | \$418,459,124 | \$441,495,203 | 182.49% |
| Equity — United States | | | | | | | |
| Stratus Technologies, Inc. Information Technology | Ordinary shares | — | — | 103,050 | \$ 47,063 | \$ 45,149 | |
| | Preferred shares | — | — | 23,450 | 10,710 | 10,274 | |
| | | | | | 57,773 | 55,423 | 0.02% |
| Total Shares | | | | | \$ 57,773 | \$ 55,423 | 0.02% |
| Warrants — United States | | | | | | | |
| Alion Science and Technology Corporation Federal Services | Warrants(3) | — | — | 6,000 | \$ 292,851 | \$ 283,698 | 0.12% |

New Mountain Finance Holdings, L.L.C.

Consolidated Schedule of Investments (Continued)

December 31, 2010

| Portfolio Company, Location and Industry | Type of Investment | Interest Rate | Maturity Date | Principal Amount, Par Value or Shares | Cost | Fair Value | Percent of Members' Capital |
|---|--------------------|---------------|---------------|---------------------------------------|----------------------|-----------------------|-----------------------------|
| Learning Care Group (US), Inc. Education | Warrants | — | — | 845 | \$ 193,850 | \$ 193,742 | 0.08% |
| Total Warrants | | | | | \$ 486,701 | \$ 477,440 | 0.20% |
| Total Funded Investments | | | | | \$419,003,598 | \$442,028,066 | 182.71% |
| Unfunded Debt Investments — | | | | | | | |
| United States | | | | | | | |
| Education Management LLC Education | First lien(1) | — | 6/1/2012 | \$ 3,000,000 | \$ (1,215,000) | \$ (217,500) | (0.09)% |
| Kronos Incorporated Software | First lien(1) | — | 6/11/2013 | 4,198,500 | (629,775) | (346,376) | (0.14)% |
| RGIS Services, LLC Business Services | First lien(1) | — | 4/30/2013 | 5,000,000 | (2,850,000) | (406,350) | (0.17)% |
| Total Unfunded Debt Investments | | | | | \$ 12,198,500 | \$ (4,694,775) | (0.40)% |
| Total Investments | | | | | \$414,308,823 | \$441,057,840 | 182.31% |

- (1) Par Value amounts represent the undrawn portion of revolving credit facilities. Cost amounts represent the cash received at settlement date increased for paydowns at par minus the purchase price.
- (2) The company is headquartered in Canada. The debt is issued in United States dollars.
- (3) The Holdings credit facility (formerly known as the Debt Funding Credit Facility) is collateralized by the indicated investments.
- (4) The SLF credit facility is collateralized by the indicated investments.

The accompanying notes are an integral part of these consolidated financial statements.

| | <u>December 31, 2010</u> |
|--------------------------|---|
| Investment Type | Percent of Total Investments at Fair Value |
| First lien | 72.83% |
| Second lien | 22.43% |
| Subordinated | 4.62% |
| Equity and other | 0.12% |
| Total investments | 100.00% |

| | <u>December 31, 2010</u> |
|-----------------------------------|---|
| Industry Type | Percent of Total Investments at Fair Value |
| Software | 25.37% |
| Healthcare Services | 21.50% |
| Business Services | 13.98% |
| Federal Services | 7.21% |
| Education | 7.14% |
| Consumer Services | 5.71% |
| Healthcare Information Technology | 3.17% |
| Telecommunication | 2.77% |
| Media | 2.69% |
| Industrial Services | 2.36% |
| Franchises | 2.11% |
| Power Generation | 1.77% |
| Logistics | 1.36% |
| Energy | 1.08% |
| Information Technology | 0.97% |
| Healthcare Facilities | 0.81% |
| Total investments | 100.00% |

The accompanying notes are an integral part of these consolidated financial statements.

New Mountain Finance Corporation

Statement of Assets and Liabilities

December 31, 2011

| | |
|--|-----------------------|
| Assets | |
| Investment in New Mountain Finance Holdings, L.L.C., at fair value (cost of \$144,355,856) | \$ 145,486,821 |
| Total assets | \$ 145,486,821 |
| Net assets | |
| Common stock, par value \$0.01 per share 10,697,691 shares issued and outstanding | 106,977 |
| Paid in capital in excess of par | 144,248,879 |
| Accumulated undistributed realized gains | 286,307 |
| Net unrealized appreciation (depreciation) | 844,658 |
| Total net assets | \$ 145,486,821 |
| Number of shares outstanding | 10,697,691 |
| Net asset value per share | \$ 13.60 |

The accompanying notes are an integral part of these financial statements.

New Mountain Finance Corporation

Statement of Operations

May 19, 2011 (commencement of operations) to December 31, 2011

| | |
|--|----------------------|
| Net investment income allocated from New Mountain Finance Holdings, L.L.C. | |
| Interest income | \$ 13,436,693 |
| Other income | 231,919 |
| Total expenses | (5,323,309) |
| Net investment income allocated from New Mountain Finance Holdings, L.L.C. | 8,345,303 |
| Realized and unrealized gain (loss) allocated from New Mountain Finance Holdings, L.L.C. | |
| Realized gains on investments | 1,141,018 |
| Net change in unrealized (depreciation) appreciation of investments | (5,375,862) |
| Realized and unrealized (loss) gain allocated from New Mountain Finance Holdings, L.L.C. | (4,234,844) |
| Total net increase in net assets resulting from operations allocated from New Mountain Finance Holdings, L.L.C. | 4,110,459 |
| Unrealized appreciation in New Mountain Finance Holdings, L.L.C. resulting from public offering price | 6,220,520 |
| Net increase in net assets resulting from operations | \$ 10,330,979 |
| Basic earnings per share | \$ 0.97 |
| Weighted average shares of common stock outstanding — basic (See Note 12) | 10,697,691 |
| Diluted earnings per share | \$ 0.38 |
| Weighted average shares of common stock outstanding — diluted (See Note 12) | 30,919,629 |

The accompanying notes are an integral part of these financial statements.

New Mountain Finance Corporation

Statement of Changes in Net Assets

May 19, 2011 (commencement of operations) to December 31, 2011

| | |
|---|-----------------------|
| Increase (decrease) in net assets resulting from operations allocated from New Mountain Finance Holdings, L.L.C.: | |
| Net investment income | \$ 8,345,303 |
| Realized gains on investments | 1,141,018 |
| Net change in unrealized (depreciation) appreciation of investments | (5,375,862) |
| Total net increase in net assets resulting from operations allocated from New Mountain Finance Holdings, L.L.C. | 4,110,459 |
| Unrealized appreciation (depreciation) in New Mountain Finance Holdings, L.L.C. resulting from public offering price | 6,220,520 |
| Total net increase in net assets resulting from operations | 10,330,979 |
| Capital transactions | |
| Proceeds from shares sold | 129,864,996 |
| Deferred offering costs allocated from New Mountain Finance Holdings, L.L.C. | (3,998,597) |
| Contributions from exchanged shares | 18,489,457 |
| Dividends paid | (9,200,014) |
| Total net increase in net assets resulting from capital transactions | 135,155,842 |
| Net increase in net assets | 145,486,821 |
| Net assets at beginning of period | — |
| Net assets at end of period | \$ 145,486,821 |

The accompanying notes are an integral part of these financial statements.

New Mountain Finance Corporation

Statement of Cash Flows

May 19, 2011 (commencement of operations) to December 31, 2011

| | |
|--|----------------------|
| Cash flows from operating activities: | |
| Net increase in net assets resulting from operations | \$ 10,330,979 |
| Adjustments to reconcile net (increase) decrease in net assets resulting from operations to net cash used in operating activities: | |
| Net investment income allocated from New Mountain Finance Holdings, L.L.C. | (8,345,303) |
| Realized and unrealized loss allocated from New Mountain Finance Holdings, L.L.C. | 4,234,844 |
| Unrealized appreciation in New Mountain Finance Holdings, L.L.C. resulting from public offering price | (6,220,520) |
| (Increase) decrease in operating assets: | |
| Purchase of investment | (129,864,996) |
| Distributions from New Mountain Finance Holdings, L.L.C. | 9,200,014 |
| Net cash flows used in operating activities | <u>(120,664,982)</u> |
| Cash flows from financing activities: | |
| Proceeds from shares sold | 129,864,996 |
| Dividends paid | (9,200,014) |
| Net cash flows provided by financing activities | <u>120,664,982</u> |
| Net increase (decrease) in cash and cash equivalents | <u>—</u> |
| Cash and cash equivalents at the beginning of the period | <u>—</u> |
| Cash and cash equivalents at the end of the period | <u>\$ —</u> |
| Non-cash financing activities: | |
| New Mountain Guardian Partners, L.P. exchange of Operating Company units for shares | \$ 18,489,457 |
| Deferred offering costs allocated from New Mountain Finance Holdings, L.L.C. | \$ (3,998,597) |

The accompanying notes are an integral part of these financial statements.

New Mountain Finance AIV Holdings Corporation

Statement of Assets and Liabilities

December 31, 2011

| | |
|--|-----------------------|
| Assets | |
| Investment in New Mountain Finance Holdings, L.L.C., at fair value (cost of \$290,847,952) | \$ 275,014,997 |
| Total assets | <u>\$ 275,014,997</u> |
| Net assets | |
| Common stock, par value \$0.01 per share 100 shares issued and outstanding | 1 |
| Paid in capital in excess of par (see Note 10) | 292,383,201 |
| Distributions in excess of net investment income and realized gains (see Note 10) | (994,034) |
| Net unrealized (depreciation) appreciation | (16,374,171) |
| Total net assets | <u>\$ 275,014,997</u> |

The accompanying notes are an integral part of these financial statements.

New Mountain Finance AIV Holdings Corporation

Statement of Operations

May 19, 2011 (commencement of operations) to December 31, 2011

| | |
|--|---------------------|
| Net investment income allocated from New Mountain Finance Holdings, L.L.C. | |
| Interest income | \$ 25,399,498 |
| Other income | 438,399 |
| Total expenses | (10,062,692) |
| Net investment income allocated from New Mountain Finance Holdings, L.L.C. | <u>15,775,205</u> |
| Realized and unrealized gain (loss) allocated from New Mountain Finance Holdings, L.L.C. | |
| Realized gains on investments | 2,156,878 |
| Net change in unrealized (depreciation) appreciation of investments | (10,162,038) |
| Realized and unrealized (loss) gain allocated from New Mountain Finance Holdings, L.L.C. | <u>(8,005,160)</u> |
| Total net increase in net assets resulting from operations allocated from New Mountain Finance Holdings, L.L.C. | <u>7,770,045</u> |
| Unrealized (depreciation) appreciation in New Mountain Finance Holdings, L.L.C. resulting from public offering price | (6,212,133) |
| Net increase in net assets resulting from operations | <u>\$ 1,557,912</u> |

The accompanying notes are an integral part of these financial statements.

New Mountain Finance AIV Holdings Corporation

Statement of Changes in Net Assets

May 19, 2011 (commencement of operations) to December 31, 2011

| | |
|---|-----------------------|
| Increase (decrease) in net assets resulting from operations allocated from New Mountain Finance Holdings, L.L.C.: | |
| Net investment income | \$ 15,775,205 |
| Realized gains on investments | 2,156,878 |
| Net change in unrealized (depreciation) appreciation of investments | (10,162,038) |
| Total net increase in net assets resulting from operations allocated from New Mountain Finance Holdings, L.L.C. | 7,770,045 |
| Unrealized (depreciation) appreciation in New Mountain Finance Holdings, L.L.C. resulting from public offering price | (6,212,133) |
| Net increase in net assets resulting from operations | 1,557,912 |
| Capital transactions | |
| Deferred offering costs allocated from New Mountain Finance Holdings, L.L.C. | (7,558,581) |
| Contributions from exchanged shares | 298,406,533 |
| Dividends paid | (17,390,867) |
| Total net increase in net assets resulting from capital transactions | 273,457,085 |
| Net increase in net assets | 275,014,997 |
| Net assets at beginning of period | — |
| Net assets at end of period | \$ 275,014,997 |

The accompanying notes are an integral part of these financial statements.

New Mountain Finance AIV Holdings Corporation

Statement of Cash Flows

May 19, 2011 (commencement of operations) to December 31, 2011

| | |
|--|---------------------|
| Cash flows from operating activities: | |
| Net increase in net assets resulting from operations | \$ 1,557,912 |
| Adjustments to reconcile net (increase) decrease in net assets resulting from operations to net cash used in operating activities: | |
| Net investment income allocated from New Mountain Finance Holdings, L.L.C. | (15,775,205) |
| Realized and unrealized loss allocated from New Mountain Finance Holdings, L.L.C. | 8,005,160 |
| Unrealized depreciation (appreciation) in New Mountain Finance Holdings, L.L.C. resulting from public offering price | 6,212,133 |
| (Increase) decrease in operating assets: | |
| Distributions from New Mountain Finance Holdings, L.L.C. | 17,390,867 |
| Net cash flows used in operating activities | <u>17,390,867</u> |
| Cash flows from financing activities: | |
| Dividends paid | (17,390,867) |
| Net cash flows provided by financing activities | <u>(17,390,867)</u> |
| Net increase (decrease) in cash and cash equivalents | |
| — | |
| Cash and cash equivalents at the beginning of the period | |
| — | |
| Cash and cash equivalents at the end of the period | |
| <u>\$ —</u> | |
| Non-cash financing activities: | |
| New Mountain Guardian AIV, L.P. contribution of New Mountain Finance Holdings, L.L.C units for shares of New Mountain Finance AIV Holdings, L.L.C. | \$ 298,406,533 |
| Deferred offering costs allocated from New Mountain Finance Holdings, L.L.C. | \$ (7,558,581) |

The accompanying notes are an integral part of these financial statements.

**Combined Notes to the Consolidated Financial Statements of
New Mountain Finance Holdings, L.L.C.,
the Financial Statements of New Mountain Finance Corporation, and the Financial Statements
of New Mountain Finance AIV Holdings Corporation**

December 31, 2011

The information in these combined notes to the financial statements relates to each of the three separate registrants: New Mountain Finance Holdings, L.L.C., New Mountain Finance Corporation and New Mountain Finance AIV Holdings Corporation (collectively, "we", "us", "our" or the "Companies"). Information that relates to an individual registrant will be specifically referenced by the respective company. None of the Companies makes any representation as to the information related solely to the other registrants other than itself.

Note 1. Formation and Business Purpose

New Mountain Finance Holdings, L.L.C. ("NMF Holdings", the "Operating Company" or the "Master Fund") is a Delaware limited liability company. NMF Holdings is externally managed and has elected to be treated as a business development company ("BDC") under the Investment Company Act of 1940, as amended (the "1940 Act"). As such, NMF Holdings is obligated to comply with certain regulatory requirements. NMF Holdings intends to be treated as a partnership for federal income tax purposes for so long as it has at least two members.

NMF Holdings is externally managed by New Mountain Finance Advisers BDC, L.L.C. (the "Investment Adviser"). New Mountain Finance Administration, L.L.C. (the "Administrator") provides the administrative services necessary for operations. The Investment Adviser and Administrator are wholly-owned subsidiaries of New Mountain Capital (defined as New Mountain Capital Group, L.L.C. and its affiliates). New Mountain Capital is a firm with a track record of investing in the middle market and with assets under management (which includes amounts committed, not all of which have been drawn down and invested to date) totaling approximately \$9.0 billion as of December 31, 2011. New Mountain Capital focuses on investing in defensive growth companies across its private equity, public equity, and credit investment vehicles. NMF Holdings, formerly known as New Mountain Guardian (Leveraged), L.L.C., was originally formed as a subsidiary of New Mountain Guardian AIV, L.P. ("Guardian AIV") by New Mountain Capital in October 2008. Guardian AIV was formed through an allocation of approximately \$300.0 million of the \$5.1 billion of commitments supporting New Mountain Partners III, L.P., a private equity fund managed by New Mountain Capital. In February 2009, New Mountain Capital formed a co-investment vehicle, New Mountain Guardian Partners, L.P., comprising \$20.4 million of commitments. New Mountain Guardian (Leveraged), L.L.C. and New Mountain Guardian Partners, L.P., together with their respective direct and indirect wholly-owned subsidiaries, are defined as the "Predecessor Entities".

New Mountain Finance Corporation ("New Mountain Finance") is a Delaware corporation that was originally incorporated on June 29, 2010. New Mountain Finance is a closed-end, non-diversified management investment company that has elected to be treated as a BDC under the 1940 Act. As such, New Mountain Finance is obligated to comply with certain regulatory requirements. New Mountain Finance intends to be treated, and intends to comply with the requirements to qualify annually, as a regulated investment company ("RIC") under Subchapter M of the Internal Revenue Code of 1986, as amended, (the "Code") commencing with its taxable year ended December 31, 2011.

New Mountain Finance AIV Holdings Corporation ("AIV Holdings") is a Delaware corporation that was originally incorporated on March 11, 2011. Guardian AIV, a Delaware limited partnership, is AIV Holdings' sole stockholder. AIV Holdings is a closed-end, non-diversified management

**Combined Notes to the Consolidated Financial Statements of
New Mountain Finance Holdings, L.L.C.,
the Financial Statements of New Mountain Finance Corporation, and the Financial Statements
of New Mountain Finance AIV Holdings Corporation (Continued)**

December 31, 2011

Note 1. Formation and Business Purpose (Continued)

investment company that has elected to be treated as a BDC under the 1940 Act. As such, AIV Holdings is obligated to comply with certain regulatory requirements. AIV Holdings intends to be treated, and intends to comply with the requirements to qualify annually, as a RIC under the Code commencing with its taxable year ended December 31, 2011.

On May 19, 2011, New Mountain Finance priced its initial public offering (the "IPO") of 7,272,727 shares of common stock at a public offering price of \$13.75 per share. Concurrently with the closing of the IPO and at the public offering price of \$13.75 per share, New Mountain Finance sold an additional 2,172,000 shares of its common stock to certain executives and employees of, and other individuals affiliated with, New Mountain Capital in a concurrent private placement (the "Concurrent Private Placement"). Additionally, 1,252,964 shares were issued to the limited partners of New Mountain Guardian Partners, L.P. at that time for their ownership interest in the Predecessor Entities. In connection with New Mountain Finance's IPO and through a series of transactions, NMF Holdings owns all of the operations of the Predecessor Entities, including all of the assets and liabilities related to such operations.

New Mountain Finance and AIV Holdings are holding companies with no direct operations of their own, and their sole asset is their ownership in NMF Holdings. New Mountain Finance and AIV Holdings each entered into a joinder agreement with respect to the Limited Liability Company Agreement, as amended and restated, of NMF Holdings, pursuant to which New Mountain Finance and AIV Holdings were admitted as members of NMF Holdings. New Mountain Finance acquired from NMF Holdings, with the gross proceeds of the IPO and the Concurrent Private Placement, common membership units ("units") of NMF Holdings (the number of units are equal to the number of shares of New Mountain Finance's common stock sold in the IPO and the Concurrent Private Placement). Additionally, New Mountain Finance received units of NMF Holdings equal to the number of shares of common stock of New Mountain Finance issued to the limited partners of New Mountain Guardian Partners, L.P. Guardian AIV was the parent of NMF Holdings prior to the IPO and, as a result of the transactions completed in connection with the IPO, obtained units in NMF Holdings. Guardian AIV contributed its units in NMF Holdings to its newly formed subsidiary, AIV Holdings, in exchange for common stock of AIV Holdings. AIV Holdings has the right to exchange all or any portion of its units in NMF Holdings for shares of New Mountain Finance's common stock on a one-for-one basis.

As of December 31, 2011, New Mountain Finance and AIV Holdings own approximately 34.6% and 65.4%, respectively, of the units of NMF Holdings.

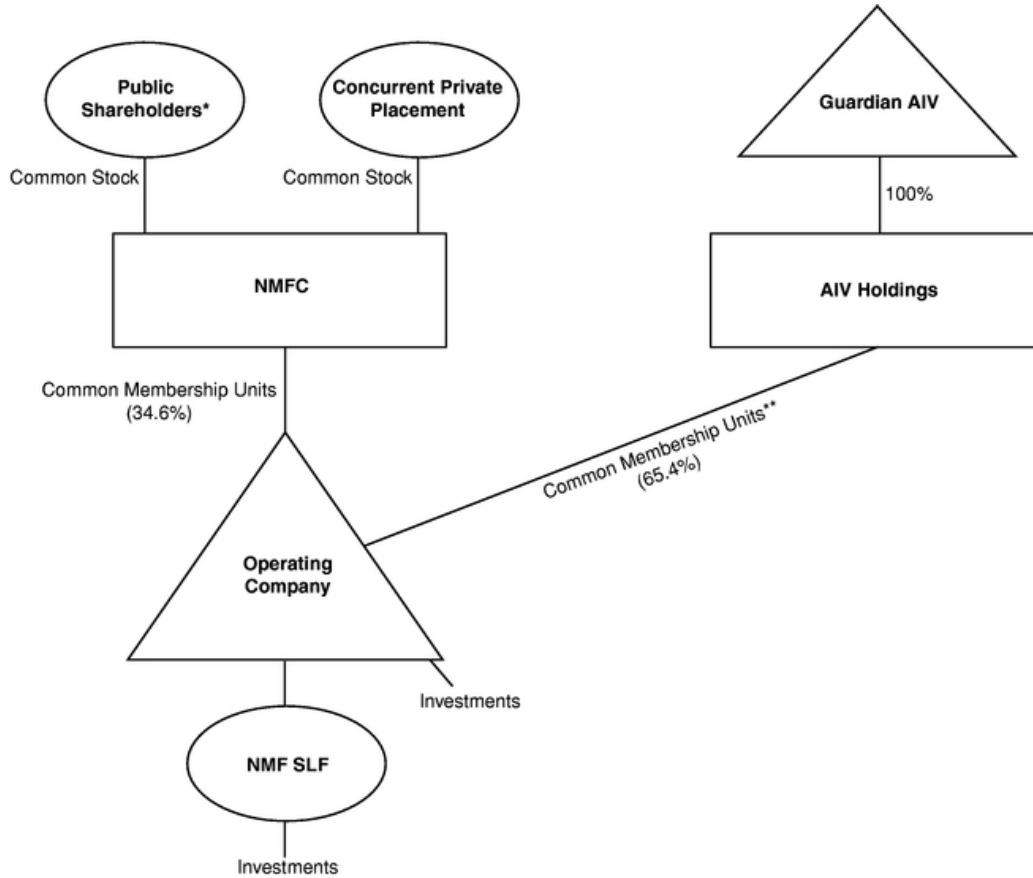
The current structure was designed to generally prevent New Mountain Finance from being allocated taxable income with respect to unrecognized gains that existed at the time of the IPO in the Predecessor Entities' assets, and rather such amounts would be allocated generally to AIV Holdings. The result is that any distributions made to New Mountain Finance's stockholders that are attributable to such gains generally will not be treated as taxable dividends but rather as return of capital.

**Combined Notes to the Consolidated Financial Statements of
New Mountain Finance Holdings, L.L.C.,
the Financial Statements of New Mountain Finance Corporation, and the Financial Statements
of New Mountain Finance AIV Holdings Corporation (Continued)**

December 31, 2011

Note 1. Formation and Business Purpose (Continued)

The diagram below depicts our current organizational structure.



* Includes partners of New Mountain Guardian Partners, L.P.

** These common membership units are exchangeable into shares of NMFC common stock on a one-for-one basis.

NMF Holdings' investment objective is to generate current income and capital appreciation through the sourcing and origination of debt securities at all levels of the capital structure, including first and second lien debt, notes, bonds and mezzanine securities. In some cases, NMF Holdings' investments may also include equity interests. The primary focus is in the debt of defensive growth

**Combined Notes to the Consolidated Financial Statements of
New Mountain Finance Holdings, L.L.C.,
the Financial Statements of New Mountain Finance Corporation, and the Financial Statements
of New Mountain Finance AIV Holdings Corporation (Continued)**

December 31, 2011

Note 1. Formation and Business Purpose (Continued)

companies, which are defined as generally exhibiting the following characteristics: (i) sustainable secular growth drivers, (ii) high barriers to competitive entry, (iii) high free cash flow after capital expenditure and working capital needs, (iv) high returns on assets and (v) opportunities for niche market dominance.

Note 2. Summary of Significant Accounting Policies

Basis of accounting — The Companies' financial statements have been prepared in conformity with accounting principles generally accepted in the United States of America ("GAAP"). NMF Holdings consolidates its wholly-owned subsidiary, New Mountain Finance SPV Funding, L.L.C. ("NMF SLF"). New Mountain Finance and AIV Holdings do not consolidate the Operating Company. New Mountain Finance and AIV Holdings apply investment company master-feeder financial statement presentation, as described in Accounting Standards Codification 946, *Financial Services — Investment Companies*, ("ASC 946") to their interest in the Operating Company. New Mountain Finance and AIV Holdings observe that it is industry practice to follow the presentation prescribed for a Master Fund-Feeder fund structure in ASC 946 in instances in which a Master Fund is owned by more than one feeder fund and that such presentation provides stockholders of New Mountain Finance and AIV Holdings with a clearer depiction of their investment in the Master Fund.

The Companies' financial statements reflect all adjustments and reclassifications which, in the opinion of management, are necessary for the fair presentation of the results of operations and financial condition for all periods presented. All intercompany transactions have been eliminated. Revenues are recognized when earned and expenses when incurred. The financial results of the Operating Company's portfolio investments are not consolidated in the financial statements.

The Companies' financial statements are prepared in accordance with GAAP and pursuant to the requirements for reporting on Form 10-K and Articles 6 of Regulation S-X. In the opinion of management, all adjustments, consisting solely of normal recurring accruals considered necessary for the fair presentation of financial statements have been included.

Investments — The Operating Company applies fair value accounting in accordance with GAAP. Fair value is the amount that would be received to sell an asset or paid to transfer a liability in an orderly transaction between market participants at the measurement date. Investments are reflected on the Operating Company's Consolidated Statements of Assets, Liabilities and Members' Capital at fair value, with changes in unrealized gains and losses resulting from changes in fair value reflected in the Operating Company's Consolidated Statements of Operations as "Net change in unrealized appreciation (depreciation) of investments" and realizations on portfolio investments reflected in the Operating Company's Consolidated Statements of Operations as "Realized gains (losses) on investments".

The Operating Company values its assets on a quarterly basis, or more frequently if required under the 1940 Act. In all cases, the Operating Company's board of directors is ultimately and solely responsible for determining the fair value of the its portfolio investments on a quarterly basis in good faith, including investments that are not publicly traded, those whose market prices are not readily available and any other situation where its portfolio investments require a fair value

**Combined Notes to the Consolidated Financial Statements of
New Mountain Finance Holdings, L.L.C.,
the Financial Statements of New Mountain Finance Corporation, and the Financial Statements
of New Mountain Finance AIV Holdings Corporation (Continued)**

December 31, 2011

Note 2. Summary of Significant Accounting Policies (Continued)

determination. Security transactions are accounted for on a trade date basis. The Operating Company's quarterly valuation procedures are set forth in more detail below:

- (1) Investments for which market quotations are readily available on an exchange are valued at such market quotations based on the closing price indicated from independent pricing services.
- (2) Investments for which indicative prices are obtained from various pricing services and/or brokers or dealers are valued through a multi-step valuation process, as described below, to determine whether the quote(s) obtained is representative of fair value in accordance with GAAP.
 - a. Bond quotes are obtained through independent pricing services. Analytics are performed by the investment professionals of the Investment Adviser to ensure that the quote obtained is representative of fair value in accordance with GAAP and if so, the quote is used. If the Investment Adviser is unable to sufficiently validate the quote(s) internally and if the investment's par value exceeds the materiality threshold, the investment is valued similarly to those assets with no readily available quotes (see (3) below); and
 - b. For investments other than bonds, the Operating Company looks at the number of quotes readily available and performs the following:
 - i. Investments for which more than two quotes are received from a pricing service are valued using the mean of the mean of the bid and ask of the quotes obtained;
 - ii. Investments for which one or two quotes are received from a pricing service are validated internally. The investment professionals of the Investment Adviser analyze the market quotes obtained using an array of valuation methods (further described below) to validate the fair value. If the Investment Adviser is unable to sufficiently validate the quote(s) internally and if the investment's par value exceeds the materiality threshold, the investment is valued similarly to those assets with no readily available quotes (see (3) below).
- (3) Investments for which quotations are not readily available through exchanges, pricing services, brokers, or dealers are valued through a multi-step valuation process:
 - a. Each portfolio company or investment is initially valued by the investment professionals of the Investment Adviser responsible for the credit monitoring;
 - b. Preliminary valuation conclusions will then be documented and discussed with the Operating Company's senior management;

**Combined Notes to the Consolidated Financial Statements of
New Mountain Finance Holdings, L.L.C.,
the Financial Statements of New Mountain Finance Corporation, and the Financial Statements
of New Mountain Finance AIV Holdings Corporation (Continued)**

December 31, 2011

Note 2. Summary of Significant Accounting Policies (Continued)

- c. If an investment falls into (3) above for four consecutive quarters and if the investment's par value exceeds the materiality threshold, then at least once each fiscal year, the valuation for each portfolio investment for which the Operating Company does not have a readily available market quotation will be reviewed by an independent valuation firm engaged by our board of directors; and
- d. Also, when deemed appropriate by the Operating Company's management, an independent valuation firm may be engaged to review and value investment(s) of a portfolio company, without any preliminary valuation being performed by the Investment Adviser. The investment professionals of the Investment Adviser will review and validate the value provided.

Valuation methods may include comparisons of financial ratios of the portfolio companies that issued such private securities to peer companies that are public, the nature of and the realizable value of any collateral, the portfolio company's earnings, discounted cash flows, the ability to make payments, the markets in which the portfolio company conducts business, and other relevant factors, including available market data such as relevant and applicable market trading and transaction comparables; applicable market yields and multiples; security covenants; call protection provisions; information rights; comparable merger and acquisition transactions; and the principal market and enterprise values. When an external event such as a purchase transaction, public offering or subsequent sale occurs, the Operating Company will consider the pricing indicated by the external event to corroborate the private valuation.

The values assigned to investments are based upon available information and do not necessarily represent amounts which might ultimately be realized, since such amounts depend on future circumstances and cannot be reasonably determined until the individual positions are liquidated. Due to the inherent uncertainty of determining the fair value of investments that do not have a readily available market value, the fair value of NMF Holdings' investments may fluctuate from period to period.

New Mountain Finance and AIV Holdings are holding companies with no direct operations of their own, and their sole asset is their ownership in the Operating Company. New Mountain Finance's and AIV Holdings' investments in the Operating Company are carried at fair value and represent the respective pro-rata interest in the net assets of the Operating Company as of the applicable reporting date. New Mountain Finance and AIV Holdings value their ownership interest on a quarterly basis, or more frequently if required under the 1940 Act.

See Note 3, *Investments*, for further discussion relating to investments.

Cash and cash equivalents — Cash and cash equivalents include cash and short-term, highly liquid investments. The Companies define cash equivalents as securities that are readily convertible into known amounts of cash and so near maturity that there is insignificant risk of changes in value. Generally, these securities have original maturities of three months or less.

**Combined Notes to the Consolidated Financial Statements of
New Mountain Finance Holdings, L.L.C.,
the Financial Statements of New Mountain Finance Corporation, and the Financial Statements
of New Mountain Finance AIV Holdings Corporation (Continued)**

December 31, 2011

Note 2. Summary of Significant Accounting Policies (Continued)

Revenue recognition

The Operating Company's revenue recognition policies are as follows:

Sales and paydowns of investments: Realized gains and losses on investments are determined on the specific identification method.

Interest income: Interest income, including amortization of premium and discount using the effective interest method, is recorded on the accrual basis and periodically assessed for collectability. Interest income also includes interest earned from cash on hand. Upon the prepayment of a loan or debt security, any prepayment penalties are recorded as part of interest income. The Operating Company has loans in the portfolio that contain a payment-in-kind ("PIK") provision. PIK represents interest that is accrued and recorded as interest income at the contractual rates, added to the loan principal on the respective capitalization dates, and generally due at maturity.

Non-accrual income: Loans are placed on non-accrual status when principal or interest payments are past due 30 days or more or when there is reasonable doubt that principal or interest will be collected. Accrued cash and un-capitalized PIK interest is generally reversed when a loan is placed on non-accrual status. Previously capitalized PIK interest is not reversed when an investment is placed on non-accrual status. Interest payments received on non-accrual loans may be recognized as income or applied to principal depending upon management's judgment of the ultimate outcome. Non-accrual loans are restored to accrual status when past due principal and interest is paid and, in management's judgment, are likely to remain current.

Other income: Other income represents delayed compensation and miscellaneous fees received. Delayed compensation is income earned from counterparties on trades that do not settle within a set number of business days after trade date.

New Mountain Finance's and AIV Holdings' revenue recognition policies are as follows:

Revenue, expenses, and capital gains (losses): At each quarterly valuation date, the Operating Company's investment income, expenses, net realized gains (losses), and net increase (decrease) in unrealized appreciation (depreciation) are allocated to New Mountain Finance and AIV Holdings based on their pro-rata interest in the net assets of the Operating Company. This is recorded on New Mountain Finance's and AIV Holdings' Statements of Operations. New Mountain Finance used the proceeds from its IPO and Concurrent Private Placement to purchase units in the Operating Company at \$13.75 per unit (its IPO price per share). At the IPO date, \$13.75 per unit represented a discount to the actual net asset value per unit of the Operating Company. As a result, New Mountain Finance experienced immediate unrealized appreciation on its investment. Concurrently, AIV Holdings experienced immediate unrealized depreciation on its investment in the Operating Company equal to the difference between New Mountain Finance's IPO price of \$13.75 per unit and the actual net asset value per unit. This unrealized appreciation and unrealized depreciation is shown separately on the Statements of Operations of New Mountain Finance and AIV Holdings, respectively.

**Combined Notes to the Consolidated Financial Statements of
New Mountain Finance Holdings, L.L.C.,
the Financial Statements of New Mountain Finance Corporation, and the Financial Statements
of New Mountain Finance AIV Holdings Corporation (Continued)**

December 31, 2011

Note 2. Summary of Significant Accounting Policies (Continued)

All expenses, including those of New Mountain Finance and AIV Holdings, are paid and recorded by the Operating Company. Expenses are allocated to New Mountain Finance and AIV Holdings based on pro-rata ownership interest. In addition, the Operating Company paid all of the offering costs related to the IPO. New Mountain Finance and AIV Holdings have recorded their portion of the offering costs as a direct reduction to net assets and the cost of their investment in the Operating Company.

With respect to the expenses incident to any registration of shares of New Mountain Finance's common stock issued in exchange for units of the Operating Company, AIV Holdings is responsible for the expenses of any demand registration (including underwriters' discounts or commissions) and their pro-rata share of any "piggyback" registration expenses. No shares have been exchanged since formation.

Interest and other credit facility expenses — Interest and other credit facility fees are recorded on an accrual basis by the Operating Company. See Note 7, *Borrowing Facilities*, for details.

Deferred credit facility costs — The deferred credit facility costs of the Operating Company consist of capitalized expenses related to the origination of the Operating Company's existing credit facilities. The Operating Company amortizes these costs into expense using the straight-line method over the stated life of the related credit facility. See Note 7, *Borrowing Facilities*, for details.

Income taxes — NMF Holdings is treated as a partnership for federal income tax purposes. Accordingly, no provision for income taxes has been made in the accompanying financial statements, as the partners are individually responsible for reporting income or loss based on their respective share of the revenues or expenses. NMF Holdings files United States ("U.S.") federal, state, and local income tax returns.

New Mountain Finance and AIV Holdings intend to elect to be treated, and intend to comply with the requirements to qualify annually, as RICs under subchapter M of the Code, commencing with the filing of their December 31, 2011 income tax returns. As RICs, New Mountain Finance and AIV Holdings are not subject to federal income tax on the portion of taxable income and gains timely distributed to stockholders; therefore, no provision for income taxes has been recorded.

To qualify as RICs, New Mountain Finance and AIV Holdings are required to meet certain income and asset diversification tests in addition to distributing at least 90.0% of their respective investment company taxable income, as defined by the Code. Since federal income tax regulations differ from GAAP, distributions in accordance with tax regulations may differ from net investment income and realized gains recognized for financial reporting purposes.

Differences between taxable income and the results of operations for financial reporting purposes may be permanent or temporary in nature. Permanent differences are reclassified among capital accounts in the financial statements to reflect their tax character. Differences in classification may also result from the treatment of short-term gains as ordinary income for tax purposes.

**Combined Notes to the Consolidated Financial Statements of
New Mountain Finance Holdings, L.L.C.,
the Financial Statements of New Mountain Finance Corporation, and the Financial Statements
of New Mountain Finance AIV Holdings Corporation (Continued)**

December 31, 2011

Note 2. Summary of Significant Accounting Policies (Continued)

For federal income tax purposes, distributions paid to stockholders of New Mountain Finance and AIV Holdings are reported as ordinary income, return of capital, long term capital gains or a combination thereof.

New Mountain Finance and AIV Holdings will be subject to a 4.0% nondeductible federal excise tax on certain undistributed income unless New Mountain Finance and AIV Holdings distribute, in a timely manner as required by the Code, an amount at least equal to the sum of (1) 98.0% of their respective net ordinary income earned for the calendar year and (2) 98.2% of their respective capital gain net income for the one-year period ending October 31 in the calendar year.

The Companies have adopted the Income Taxes topic of the Codification ("ASC 740"). ASC 740 provides guidance for how uncertain income tax positions should be recognized, measured, and disclosed in the financial statements. Based on their analyses, the Companies have determined that the adoption of ASC 740 did not have a material impact to the Companies' financial statements.

Dividends — Distributions to common unit holders of NMF Holdings and common stockholders of New Mountain Finance and AIV Holdings are recorded on the record date as set by the respective board of directors. In order for New Mountain Finance and AIV Holdings to pay a dividend or other distribution to holders of their common stock, it must be accompanied by a prior distribution by NMF Holdings to all of its unit holders. NMF Holdings intends to make distributions to its unit holders that will be sufficient to enable New Mountain Finance and AIV Holdings to pay quarterly distributions to their stockholders and to obtain and maintain their status as RICs. New Mountain Finance and AIV Holdings intend to distribute approximately all of their portion of NMF Holdings' adjusted net investment income (see Note 5, *Agreements*) on a quarterly basis and substantially all of their portion of NMF Holdings' taxable income on an annual basis, except that New Mountain Finance may retain certain net capital gains for reinvestment.

Under certain circumstances, the distributions that NMF Holdings makes to its members may not be sufficient for AIV Holdings to satisfy the annual distribution requirement necessary for AIV Holdings to qualify as a RIC. In that case, it is expected that Guardian AIV would consent to be treated as if it received distributions from AIV Holdings sufficient to satisfy the annual distribution requirement. Guardian AIV would be required to include the consent dividend in its taxable income as a dividend from AIV Holdings, which would result in phantom (i.e., non-cash) taxable income to Guardian AIV. AIV Holdings intends to make quarterly distributions to Guardian AIV, its sole stockholder, out of assets legally available for distribution each quarter.

NMF Holdings and New Mountain Finance are required to take certain actions in order to maintain, at all times, a one-to-one ratio between the number of units held by New Mountain Finance and the number of shares of New Mountain Finance's common stock outstanding. New Mountain Finance has adopted a dividend reinvestment plan that provides on behalf of its stockholders for reinvestment of any distributions declared, unless a stockholder elects to receive cash. Cash distributions reinvested in additional shares of New Mountain Finance's common stock will be automatically reinvested by New Mountain Finance into additional units of NMF Holdings. In

**Combined Notes to the Consolidated Financial Statements of
New Mountain Finance Holdings, L.L.C.,
the Financial Statements of New Mountain Finance Corporation, and the Financial Statements
of New Mountain Finance AIV Holdings Corporation (Continued)**

December 31, 2011

Note 2. Summary of Significant Accounting Policies (Continued)

addition, AIV Holdings does not intend to reinvest any distributions received from NMF Holdings in additional units of NMF Holdings.

New Mountain Finance applies the following in implementing the dividend reinvestment plan. If the price at which newly issued shares are to be credited to stockholders' accounts is greater than 110.0% of the last determined net asset value of the shares, New Mountain Finance will use only newly issued shares to implement its dividend reinvestment plan. Under such circumstances, the number of shares to be issued to a stockholder is determined by dividing the total dollar amount of the distribution payable to such stockholder by the market price per share of New Mountain Finance's common stock on the New York Stock Exchange ("NYSE") on the distribution payment date. Market price per share on that date will be the closing price for such shares on the NYSE or, if no sale is reported for such day, the average of their electronically reported bid and asked prices. If New Mountain Finance uses newly issued shares to implement the plan, New Mountain Finance will receive, on a one-for-one basis, additional units of NMF Holdings in exchange for cash distributions that are reinvested in shares of New Mountain Finance's common stock under the dividend reinvestment plan.

If the price at which newly issued shares are to be credited to stockholders' accounts is less than 110.0% of the last determined net asset value of the shares, New Mountain Finance will either issue new shares or instruct the plan administrator to purchase shares in the open market to satisfy the additional shares required. Shares purchased in open market transactions by the plan administrator will be allocated to a stockholder based on the average purchase price, excluding any brokerage charges or other charges, of all shares of common stock purchased in the open market. The number of shares of New Mountain Finance's common stock to be outstanding after giving effect to payment of the distribution cannot be established until the value per share at which additional shares will be issued has been determined and elections of New Mountain Finance's stockholders have been tabulated.

Foreign securities — The accounting records of the Operating Company are maintained in U.S. dollars. Investment securities denominated in foreign currencies are translated into U.S. dollars based on the rate of exchange of such currencies on the date of valuation. Purchases and sales of investment securities and income and expense items denominated in foreign currencies are translated into U.S. dollars based on the rate of exchange of such currencies on the respective dates of the transactions. The Operating Company does not isolate that portion of the results of operations resulting from changes in foreign exchange rates on investments from the fluctuations arising from changes in market prices of securities held. Such fluctuations are included with "Net change in unrealized (depreciation) appreciation of investments" and "Realized gains on investments" in the Operating Company's Consolidated Statements of Operations.

Investments denominated in foreign currencies may be negatively affected by movements in the rate of exchange between the U.S. dollar and such foreign currencies. This movement is beyond the control of the Operating Company and cannot be predicted.

Use of estimates — The preparation of the Companies' financial statements in conformity with GAAP requires management to make estimates and assumptions that affect the reported amounts

**Combined Notes to the Consolidated Financial Statements of
New Mountain Finance Holdings, L.L.C.,
the Financial Statements of New Mountain Finance Corporation, and the Financial Statements
of New Mountain Finance AIV Holdings Corporation (Continued)**

December 31, 2011

Note 2. Summary of Significant Accounting Policies (Continued)

of assets and liabilities at the date of the Companies' financial statements and the reported amounts of revenues and expenses during the reporting periods. Changes in the economic environment, financial markets, and other metrics used in determining these estimates could cause actual results to differ from the estimates used, and the differences could be material.

Note 3. Investments

At December 31, 2011 the Operating Company's investments consisted of the following:

Investment Cost and Fair Value by Type

| | Cost | Fair Value |
|--------------------------|-----------------------|-----------------------|
| First lien | \$ 407,538,564 | \$ 410,313,643 |
| Second lien | 262,532,416 | 262,701,495 |
| Subordinated | 26,672,980 | 27,648,951 |
| Equity and other | 3,120,824 | 2,849,471 |
| Total investments | \$ 699,864,784 | \$ 703,513,560 |

Investment Cost and Fair Value by Industry

| | Cost | Fair Value |
|-----------------------------------|-----------------------|-----------------------|
| Business Services | \$ 73,143,286 | \$ 76,435,801 |
| Consumer Services | 29,357,183 | 29,764,430 |
| Education | 104,237,094 | 101,794,083 |
| Federal Services | 70,665,154 | 70,674,563 |
| Healthcare Information Technology | 14,704,271 | 14,108,263 |
| Healthcare Products | 24,037,614 | 24,875,000 |
| Healthcare Services | 113,200,121 | 117,544,595 |
| Industrial Services | 19,220,188 | 17,543,793 |
| Information Services | 29,516,875 | 29,626,611 |
| Information Technology | 6,570,081 | 6,249,251 |
| Logistics | 25,407,419 | 24,610,002 |
| Media | 11,756,172 | 11,731,350 |
| Power Generation | 9,966,951 | 8,609,943 |
| Software | 153,797,485 | 155,642,372 |
| Specialty Chemicals and Materials | 9,449,821 | 9,430,359 |
| Telecommunication | 4,835,069 | 4,873,144 |
| Total investments | \$ 699,864,784 | \$ 703,513,560 |

**Combined Notes to the Consolidated Financial Statements of
New Mountain Finance Holdings, L.L.C.,
the Financial Statements of New Mountain Finance Corporation, and the Financial Statements
of New Mountain Finance AIV Holdings Corporation (Continued)**

December 31, 2011

Note 3. Investments (Continued)

At December 31, 2010, the Operating Company's investments consisted of the following:

Investment Cost and Fair Value by Type

| | Cost | Fair Value |
|--------------------------|-----------------------|-----------------------|
| First lien | \$ 303,924,269 | \$ 321,212,659 |
| Second lien | 90,027,745 | 98,934,554 |
| Subordinated | 19,812,335 | 20,377,764 |
| Equity and other | 544,474 | 532,863 |
| Total investments | \$ 414,308,823 | \$ 441,057,840 |

Investment Cost and Fair Value by Industry

| | Cost | Fair Value |
|-----------------------------------|-----------------------|-----------------------|
| Business Services | \$ 53,482,718 | \$ 61,657,732 |
| Consumer Services | 24,665,157 | 25,173,367 |
| Education | 30,015,648 | 31,505,814 |
| Energy | 4,357,151 | 4,746,150 |
| Federal Services | 30,834,041 | 31,796,045 |
| Franchises | 9,091,224 | 9,285,114 |
| Healthcare Facilities | 3,063,441 | 3,594,136 |
| Healthcare Information Technology | 13,790,000 | 13,965,000 |
| Healthcare Services | 88,073,362 | 94,834,674 |
| Industrial Services | 10,245,116 | 10,425,950 |
| Information Technology | 4,854,762 | 4,280,423 |
| Logistics | 5,874,951 | 5,985,000 |
| Media | 11,820,000 | 11,880,000 |
| Power Generation | 8,580,242 | 7,803,431 |
| Software | 103,739,377 | 111,885,004 |
| Telecommunication | 11,821,633 | 12,240,000 |
| Total investments | \$ 414,308,823 | \$ 441,057,840 |

As of December 31, 2011, the Operating Company's original first lien position in ATI Acquisition Company was put on non-accrual status due to the inability of the portfolio company to service its interest payment for the quarter then ended. As of December 31, 2011, this first lien debt investment had a cost basis of \$4,351,747 and a fair value of \$783,617. Additionally, the Operating Company has two super priority first lien debt investments in ATI Acquisition Company with a combined cost basis and fair value of \$1,576,066 as of December 31, 2011. Neither super priority first lien positions are on non-accrual status. As of December 31, 2011, the Operating Company's total investment in ATI Acquisition Company had an aggregate cost basis of \$5,927,813 and an aggregate fair value of \$2,359,683. As of December 31, 2010, the Operating Company did not have any assets being accounted for on a non-accrual basis.

**Combined Notes to the Consolidated Financial Statements of
New Mountain Finance Holdings, L.L.C.,
the Financial Statements of New Mountain Finance Corporation, and the Financial Statements
of New Mountain Finance AIV Holdings Corporation (Continued)**

December 31, 2011

Note 3. Investments (Continued)

As of December 31, 2011, the Operating Company had unfunded commitments on revolving credit facilities and bridge facilities of \$22,698,500 and \$35,000,000, respectively. Additionally, the Operating Company had unfunded commitments in the form of a delayed draw or other future funding commitments of \$4,250,632 as of December 31, 2011. These unfunded commitments are disclosed on the Operating Company's Consolidated Schedules of Investments as of December 31, 2011.

As of December 31, 2010, the Operating Company's only unfunded commitments were revolving credit facilities of \$12,198,500. These revolving credit facilities are disclosed on the Operating Company's Consolidated Schedules of Investments as of December 31, 2010.

Investment Risk Factor — First and second lien debt that the Operating Company invests in is entirely, or almost entirely, rated below investment grade or may be unrated. These loans are considered speculative because of the credit risk of the issuers. Such issuers are considered more likely than investment grade issuers to default on their payments of interest and principal and such defaults could reduce the net asset value and income distributions of the Operating Company. First and second lien debt may also lose significant market value before a default occurs. Furthermore, an active trading market may not exist for these first and second lien loans. This illiquidity may make it more difficult to value the debt.

Subordinated debt is generally subject to similar risks as those associated with first and second lien debt, except that such debt is subordinated in payment and /or lower in lien priority. Subordinated debt is subject to the additional risk that the cash flow of the borrower and the property securing the debt, if any, may be insufficient to meet scheduled payments after giving effect to the senior secured and unsecured obligations of the borrower.

Note 4. Fair Value

Fair value is the amount that would be received to sell an asset or paid to transfer a liability in an orderly transaction between market participants at the measurement date. Accounting Standards Codification 820, *Fair Value Measurements and Disclosures* ("ASC 820"), establishes a fair value hierarchy that prioritizes and ranks the inputs to valuation techniques used in measuring investments at fair value. The hierarchy classifies the inputs used in measuring fair value into three levels as follows:

Level I — Quoted prices (unadjusted) are available in active markets for identical investments and the Operating Company has the ability to access such quotes as of the reporting date. The type of investments which would generally be included in Level I include active exchange-traded equity securities and exchange-traded derivatives. As required by ASC 820, the Operating Company, to the extent that it holds such investments, does not adjust the quoted price for these investments, even in situations where the Operating Company holds a large position and a sale could reasonably impact the quoted price.

**Combined Notes to the Consolidated Financial Statements of
New Mountain Finance Holdings, L.L.C.,
the Financial Statements of New Mountain Finance Corporation, and the Financial Statements
of New Mountain Finance AIV Holdings Corporation (Continued)**

December 31, 2011

Note 4. Fair Value (Continued)

Level II — Pricing inputs are observable for the investments, either directly or indirectly, as of the reporting date, but are not the same as those used in Level I. Level II inputs include the following:

- Quoted prices for similar assets or liabilities in active markets;
- Quoted prices for identical or similar assets or liabilities in non-active markets (examples include corporate and municipal bonds, which trade infrequently);
- Pricing models whose inputs are observable for substantially the full term of the asset or liability (examples include most over-the-counter derivatives, including foreign exchange forward contracts); and
- Pricing models whose inputs are derived principally from or corroborated by observable market data through correlation or other means for substantially the full term of the asset or liability.

Level III — Pricing inputs are unobservable for the investment and include situations where there is little, if any, market activity for the investment.

The inputs used to measure fair value may fall into different levels. In all instances when the inputs fall within different levels of the hierarchy, the level within which the fair value measurement is categorized is based on the lowest level of input that is significant to the fair value measurement in its entirety. As such, a Level III fair value measurement may include inputs that are both observable (Levels I and II) and unobservable (Level III). Gains and losses for such assets categorized within the Level III table below may include changes in fair value that are attributable to both observable inputs (Levels II and III) and unobservable inputs (Level III).

The inputs into the determination of fair value require significant judgment or estimation by management and consider factors specific to each investment. A review of the fair value hierarchy classifications is conducted on a quarterly basis. Changes in the observability of valuation inputs may result in the reclassification of certain investments within the fair value hierarchy from period to period. Reclassifications impacting the fair value hierarchy are reported as transfers in/out of the respective leveling categories as of the beginning of the quarter in which the reclassifications occur.

The following table summarizes the levels in the fair value hierarchy that the Operating Company's portfolio investments fall into as of December 31, 2011:

| | Total | Level I | Level II | Level III |
|--------------------------|-----------------------|----------------|-----------------------|----------------------|
| First lien | \$ 410,313,643 | \$ — | \$ 377,172,906 | \$ 33,140,737 |
| Second lien | 262,701,495 | — | 214,296,195 | 48,405,300 |
| Subordinated | 27,648,951 | — | 21,077,500 | 6,571,451 |
| Equity and other | 2,849,471 | — | — | 2,849,471 |
| Total investments | \$ 703,513,560 | \$ — | \$ 612,546,601 | \$ 90,966,959 |

**Combined Notes to the Consolidated Financial Statements of
New Mountain Finance Holdings, L.L.C.,
the Financial Statements of New Mountain Finance Corporation, and the Financial Statements
of New Mountain Finance AIV Holdings Corporation (Continued)**

December 31, 2011

Note 4. Fair Value (Continued)

The following table summarizes the levels in the fair value hierarchy that the Operating Company's portfolio investments fall into as of December 31, 2010:

| | Total | Level I | Level II | Level III |
|--------------------------|-----------------------|-------------|-----------------------|----------------------|
| First lien | \$ 321,212,659 | \$ — | \$ 304,237,325 | \$ 16,975,334 |
| Second lien | 98,934,554 | — | 98,934,554 | — |
| Subordinated | 20,377,764 | — | 7,630,000 | 12,747,764 |
| Equity and other | 532,863 | — | — | 532,863 |
| Total investments | \$ 441,057,840 | \$ — | \$ 410,801,879 | \$ 30,255,961 |

The following table summarizes the changes in fair value of Level III portfolio investments for the year ended December 31, 2011, as well as the portion of appreciation (depreciation) included in income attributable to unrealized appreciation (depreciation) related to those assets and liabilities still held by the Operating Company at December 31, 2011:

| | Total | First Lien | Second Lien | Subordinated | Equity and other |
|--|----------------------|----------------------|----------------------|----------------------|---------------------|
| Fair value, December 31, 2010 | \$ 30,255,961 | \$ 16,975,334 | \$ — | \$ 12,747,764 | \$ 532,863 |
| Total gains or losses included in earnings: | | | | | |
| Realized gains (losses) on investments | 1,353,118 | — | — | 1,353,118 | — |
| Net change in unrealized appreciation (depreciation) | (951,089) | (910,688) | 125,000 | 94,341 | (259,742) |
| Purchases, including capitalized PIK and revolver fundings | 105,375,018 | 31,503,140 | 67,255,300 | 4,040,228 | 2,576,350 |
| Proceeds from sales and paydowns of investments | (12,199,593) | (535,593) | — | (11,664,000) | — |
| Transfers into Level III(1) | 5,833,544 | 808,544 | 5,025,000 | — | — |
| Transfers out of Level III(1) | (38,700,000) | (14,700,000) | (24,000,000) | — | — |
| Fair value, December 31, 2011 | \$ 90,966,959 | \$ 33,140,737 | \$ 48,405,300 | \$ 6,571,451 | \$ 2,849,471 |
| Unrealized appreciation (depreciation) for the period relating to those Level III assets that were still held by the Operating Company at the end of the period: | \$ (1,144,620) | \$ (910,688) | \$ 125,000 | \$ (99,190) | \$ (259,742) |

- (1) As of December 31, 2011, the portfolio investments were transferred into Level III from Level II and out of Level III into Level II at fair value as of the beginning of the quarter in which the reclassifications occurred.

**Combined Notes to the Consolidated Financial Statements of
New Mountain Finance Holdings, L.L.C.,
the Financial Statements of New Mountain Finance Corporation, and the Financial Statements
of New Mountain Finance AIV Holdings Corporation (Continued)**

December 31, 2011

Note 4. Fair Value (Continued)

The following table summarizes the changes in fair value of Level III portfolio investments for the year ended December 31, 2010, as well as the portion of appreciation (depreciation) included in income attributable to unrealized appreciation (depreciation) related to those assets and liabilities still held by the Operating Company at December 31, 2010:

| | <u>Total</u> | <u>First Lien</u> | <u>Subordinated</u> | <u>Equity and other</u> |
|--|----------------------|----------------------|----------------------|-----------------------------|
| Fair value, December 31, 2009 | \$ — | \$ — | \$ — | \$ — |
| Total gains or losses included in earnings: | | | | |
| Net change in unrealized appreciation (depreciation) | 146,416 | 157,678 | 349 | (11,611) |
| Purchases, including capitalized PIK(1)(2) | 30,349,545 | 17,057,656 | 12,747,415 | 544,474 |
| Transfers into Level III(3) | (240,000) | (240,000) | — | — |
| Fair value, December 31, 2010 | <u>\$ 30,255,961</u> | <u>\$ 16,975,334</u> | <u>\$ 12,747,764</u> | <u>\$ 532,863</u> |
| Unrealized appreciation (depreciation) for the period relating to those Level III assets that were still held by the Operating Company at the end of the period: | <u>\$ 146,416</u> | <u>\$ 157,678</u> | <u>\$ 349</u> | <u>\$ (11,611)</u> |

- (1) Includes net amortization of purchase discounts or premiums of approximately \$184,263, \$36,603, \$147,660 and \$0, respectively.
- (2) The purchases include the purchase of PODS Holding Funding Corporation at the cost of \$8,433,541. In accordance with the Companies' valuation policy, this asset was transferred from a Level II investment to a Level III investment during the three months ended September 30, 2010.
- (3) The transfer into Level III represents the transfer of Education Management Corporation at a fair value of (\$240,000). In accordance with the Companies' valuation policy, this asset was transferred from a Level II investment to a Level III investment during the three months ended December 31, 2010.

Except as noted in the tables above, there were no other transfers in or out of Level I, II, or III during the years ended December 31, 2011 and December 31, 2010. Transfers into Level III occurred as quotations obtained through pricing services were not deemed representative of fair value as of the balance sheet date and such assets were internally valued. As quotations obtained through pricing services were substantiated through additional market sources, investments were transferred out of Level III. The Operating Company invests in revolving credit facilities. These investments are categorized as Level III investments as these assets are not actively traded and their fair values are often implied by the term loans of the respective portfolio companies.

There were no investments classified as Level III as of December 31, 2009.

**Combined Notes to the Consolidated Financial Statements of
New Mountain Finance Holdings, L.L.C.,
the Financial Statements of New Mountain Finance Corporation, and the Financial Statements
of New Mountain Finance AIV Holdings Corporation (Continued)**

December 31, 2011

Note 4. Fair Value (Continued)

The fair value of other financial assets and liabilities approximates their carrying value based on the short term nature of these items.

Fair value risk factors — The Operating Company seeks investment opportunities that offer the possibility of attaining substantial capital appreciation. Certain events particular to each industry in which the Operating Company's portfolio companies conduct their operations, as well as general economic and political conditions, may have a significant negative impact on the operations and profitability of the Operating Company's investments and/or on the fair value of the Operating Company's investments. The Operating Company's investments are subject to the risk of non-payment of scheduled interest or principal, resulting in a reduction in income to the Operating Company and thus the income of New Mountain Finance and AIV Holdings, and their corresponding fair valuations. Also, there may be risk associated with the concentration of investments in one geographic region or in certain industries. These events are beyond the control of the Operating Company and cannot be predicted. Furthermore, the ability to liquidate investments and realize value is subject to uncertainties.

Note 5. Agreements

On May 19, 2011, New Mountain Finance entered into a joinder agreement with respect to the Limited Liability Company Agreement, as amended and restated, of the Operating Company pursuant to which New Mountain Finance was admitted as a member of the Operating Company and agreed to acquire from the Operating Company a number of units of the Operating Company equal to the number of shares of common stock outstanding of New Mountain Finance. Additionally on May 19, 2011, in connection with the contribution by Guardian AIV of its units to AIV Holdings, AIV Holdings entered into a joinder agreement with respect to the Limited Liability Company Agreement, as amended and restated, of the Operating Company pursuant to which AIV Holdings was also admitted as a member of the Operating Company.

The Operating Company entered into an Investment Management Agreement with the Investment Adviser. Under the Investment Management Agreement, the Investment Adviser manages the day-to-day operations of, and provides investment advisory services to, the Operating Company. For providing these services, the Investment Adviser receives a fee from the Operating Company, consisting of two components — a base management fee and an incentive fee.

The base management fee is calculated at an annual rate of 1.75% of the Operating Company's gross assets less (i) the borrowings under the SLF Credit Facility (as defined in Note 7, *Borrowing Facilities*) and (ii) cash and cash equivalents. The base management fee is payable quarterly in arrears, and is calculated based on the average value of the Operating Company's gross assets, borrowings under the SLF Credit Facility, and cash and cash equivalents at the end of each of the two most recently completed calendar quarters, and appropriately adjusted on a pro rata basis for any equity capital raises or repurchases during the current calendar quarter.

The incentive fee consists of two parts. The first part is calculated and payable quarterly in arrears and equals 20.0% of the Operating Company's "Pre-Incentive Fee Adjusted Net Investment Income" for the immediately preceding quarter, subject to a "preferred return", or "hurdle", and a

**Combined Notes to the Consolidated Financial Statements of
New Mountain Finance Holdings, L.L.C.,
the Financial Statements of New Mountain Finance Corporation, and the Financial Statements
of New Mountain Finance AIV Holdings Corporation (Continued)**

December 31, 2011

Note 5. Agreements (Continued)

"catch-up" feature. "Pre-Incentive Fee Net Investment Income" means interest income, dividend income and any other income (including any other fees (other than fees for providing managerial assistance), such as commitment, origination, structuring, diligence and consulting fees or other fees that the Operating Company receives from portfolio companies) accrued during the calendar quarter, minus the Operating Company's operating expenses for the quarter (including the base management fee, expenses payable under the Administration Agreement, as amended and restated, with the Administrator, and any interest expense and distributions paid on any issued and outstanding preferred membership units (of which there are none as of December 31, 2011), but excluding the incentive fee). Pre-Incentive Fee Net Investment Income includes, in the case of investments with a deferred interest feature (such as original issue discount, debt instruments with PIK interest and zero coupon securities), accrued income that the Operating Company has not yet received in cash. Pre-Incentive Fee Net Investment Income does not include any realized capital gains, realized capital losses or unrealized capital appreciation or depreciation.

Under GAAP, New Mountain Finance's IPO did not step-up the cost basis of the Operating Company's existing investments to fair market value at the IPO date. Since the total value of the Operating Company's investments at the time of the IPO was greater than the investments' cost basis, a larger amount of amortization of purchase or original issue discount, as well as different amounts in realized gain and unrealized appreciation, may be recognized under GAAP in each period than if the step-up had occurred. This will remain until such predecessor investments are sold or mature in the future. The Operating Company tracks the transferred (or fair market) value of each of its investments as of the time of the IPO and, for purposes of the incentive fee calculation, adjusts Pre-Incentive Fee Net Investment Income to reflect the amortization of purchase or original issue discount on the Operating Company's investments as if each investment was purchased at the date of the IPO, or stepped up to fair market value. This is defined as "Pre-Incentive Fee Adjusted Net Investment Income". The Operating Company also uses the transferred (or fair market) value of each of its investments as of the time of the IPO to adjust capital gains ("Adjusted Realized Capital Gains") or losses ("Adjusted Realized Capital Losses") and unrealized capital appreciation ("Adjusted Unrealized Capital Appreciation") and unrealized capital depreciation ("Adjusted Unrealized Capital Depreciation").

Pre-Incentive Fee Adjusted Net Investment Income, expressed as a rate of return on the value of the Operating Company's net assets at the end of the immediately preceding calendar quarter, will be compared to a "hurdle rate" of 2.0% per quarter (8.0% annualized), subject to a "catch-up" provision measured as of the end of each calendar quarter. The hurdle rate is appropriately pro-rated for any partial periods. The calculation of the Operating Company's incentive fee with respect to the Pre-Incentive Fee Adjusted Net Investment Income for each quarter is as follows:

- No incentive fee is payable to the Investment Adviser in any calendar quarter in which the Operating Company's Pre-Incentive Fee Adjusted Net Investment Income does not exceed the hurdle rate of 2.0% (the "preferred return" or "hurdle").
- 100.0% of the Operating Company's Pre-Incentive Fee Adjusted Net Investment Income with respect to that portion of such Pre-Incentive Fee Adjusted Net Investment Income, if any,

**Combined Notes to the Consolidated Financial Statements of
New Mountain Finance Holdings, L.L.C.,
the Financial Statements of New Mountain Finance Corporation, and the Financial Statements
of New Mountain Finance AIV Holdings Corporation (Continued)**

December 31, 2011

Note 5. Agreements (Continued)

that exceeds the hurdle rate but is less than or equal to 2.5% in any calendar quarter (10.0% annualized) is payable to the Investment Adviser. This portion of the Operating Company's Pre-Incentive Fee Adjusted Net Investment Income (which exceeds the hurdle rate but is less than or equal to 2.5%) is referred to as the "catch-up". The catch-up provision is intended to provide the Investment Adviser with an incentive fee of 20.0% on all of the Operating Company's Pre-Incentive Fee Adjusted Net Investment Income as if a hurdle rate did not apply when the Operating Company's Pre-Incentive Fee Adjusted Net Investment Income exceeds 2.5% in any calendar quarter.

- 20.0% of the amount of the Operating Company's Pre-Incentive Fee Adjusted Net Investment Income, if any, that exceeds 2.5% in any calendar quarter (10.0% annualized) is payable to the Investment Adviser once the hurdle is reached and the catch-up is achieved.

The second part will be determined and payable in arrears as of the end of each calendar year (or upon termination of the Investment Management Agreement) and will equal 20.0% of the Operating Company's Adjusted Realized Capital Gains, if any, on a cumulative basis from inception through the end of each calendar year, computed net of all Adjusted Realized Capital Losses and Adjusted Unrealized Capital Depreciation on a cumulative basis, less the aggregate amount of any previously paid capital gain incentive fee.

In accordance with GAAP, NMF Holdings accrues a hypothetical capital gains incentive fee based upon the cumulative net Adjusted Realized Capital Gains and Adjusted Realized Capital Losses and the cumulative net Adjusted Unrealized Capital Appreciation and Adjusted Unrealized Capital Depreciation on investments held at the end of each period. Actual amounts paid to the Investment Adviser are consistent with the Investment Management Agreement and are based only on actual Adjusted Realized Capital Gains computed net of all Adjusted Realized Capital Losses and Adjusted Unrealized Capital Depreciation on a cumulative basis from inception through the end of each calendar year. No accrual was required for the period from May 19, 2011 (effective date of the Investment Management Agreement) to December 31, 2011.

The management fee and incentive fee incurred by the Operating Company were \$4,938,004 and \$3,522,330 for the period from May 19, 2011 (effective date of the Investment Management Agreement) to December 31, 2011. The Operating Company's Consolidated Statement of Operations below is adjusted as if step-up in cost basis to fair market value had occurred at the IPO date. This statement begins on May 19, 2011, the effective date of the Investment Management Agreement.

**Combined Notes to the Consolidated Financial Statements of
New Mountain Finance Holdings, L.L.C.,
the Financial Statements of New Mountain Finance Corporation, and the Financial Statements
of New Mountain Finance AIV Holdings Corporation (Continued)**

December 31, 2011

Note 5. Agreements (Continued)

The following Statement of Operations for the Operating Company for the period May 19, 2011 (effective date of the Investment Management Agreement) to December 31, 2011 is adjusted to reflect this step-up to fair market value.

| | Period from May 19, 2011 to December 31, 2011 | Adjustments | Adjusted Period from May 19, 2011 to December 31, 2011 |
|---|--|----------------|--|
| Investment income | | | |
| Interest income | \$ 38,836,191 | \$ (2,019,153) | \$ 36,817,038 |
| Other income | 670,318 | | 670,318 |
| Total investment income | 39,506,509 | (2,019,153) | 37,487,356 |
| Total expenses pre-incentive fee | 11,863,671 | | 11,863,671 |
| Pre-Incentive Fee Net Investment Income | 27,642,838 | (2,019,153) | 25,623,685 |
| Incentive fee | 3,522,330 | | 3,522,330 |
| Post-Incentive Fee Net Investment Income | 24,120,508 | (2,019,153) | 22,101,355 |
| Realized gain (loss) on investments | 3,297,896 | (2,421,518) | 876,378 |
| Net change in unrealized (depreciation) appreciation of investments | (15,537,900) | 4,440,671 | (11,097,229) |
| Net decrease in capital resulting from operations | <u>\$ 11,880,504</u> | | <u>\$ 11,880,504</u> |

The Companies have entered into an Administration Agreement, as amended and restated, with the Administrator under which the Administrator provides administrative services. The Administrator performs, or oversees the performance of, the Companies' financial records, prepares reports filed with the Securities and Exchange Commission, generally monitors the payment of the Companies' expenses, and watches the performance of administrative and professional services rendered by others. NMF Holdings will reimburse the Administrator for the Companies' allocable portion of overhead and other expenses incurred by the Administrator in performing its obligations to the Companies under the Administration Agreement, as amended and restated. Pursuant to the Administration Agreement, as amended and restated, and further restricted by the Operating Company, expenses payable to the Administrator by the Operating Company as well as other direct and indirect expenses (excluding interest and other credit facility expenses and management and incentive fees) has been capped at \$3,000,000 for the time period from April 1, 2011 to March 31, 2012.

The Operating Company incurred \$2,185,765 in expenses in excess of the expense cap for the year ended December 31, 2011, of which \$369,017 was receivable from affiliate as of December 31, 2011.

**Combined Notes to the Consolidated Financial Statements of
New Mountain Finance Holdings, L.L.C.,
the Financial Statements of New Mountain Finance Corporation, and the Financial Statements
of New Mountain Finance AIV Holdings Corporation (Continued)**

December 31, 2011

Note 5. Agreements (Continued)

The Companies, the Investment Adviser and the Administrator have also entered into a Trademark License Agreement, as amended, with New Mountain Capital, L.L.C., pursuant to which New Mountain Capital, L.L.C. has agreed to grant the Companies, the Investment Adviser and the Administrator, a non-exclusive, royalty-free license to use the New Mountain and the New Mountain Finance names. Under the Trademark License Agreement, as amended, subject to certain conditions, the Companies, the Investment Adviser and the Administrator will have a right to use the New Mountain and New Mountain Finance names, for so long as the Investment Adviser or one of its affiliates remains the investment adviser of the Operating Company. Other than with respect to this limited license, the Companies, the Investment Adviser and the Administrator will have no legal right to the New Mountain or the New Mountain Finance names.

AIV Holdings entered into a Registration Rights Agreement with New Mountain Finance, Steven B. Klinsky (the Chairman of our board of directors), an entity related to Steven B. Klinsky and the Investment Adviser. Subject to several exceptions, AIV Holdings and the Investment Adviser have the right to require New Mountain Finance to register for public resale under the Securities Act of 1933, as amended (the "Securities Act of 1933"), all registerable securities that are held by any of them and that they request to be registered. Registerable securities subject to the Registration Rights Agreement are shares of New Mountain Finance's common stock issued or issuable in exchange for units and any other shares of New Mountain Finance's common stock held by AIV Holdings, the Investment Adviser and any of their transferees. The rights under the Registration Rights Agreement can be conditionally exercised by AIV Holdings or the Investment Adviser, meaning that prior to the effectiveness of the registration statement related to the shares, AIV Holdings or the Investment Adviser can withdraw their request to have the shares registered. AIV Holdings and the Investment Adviser may each assign their rights to any person that acquires registerable securities subject to the Registration Rights Agreement and who agrees to be bound by the terms of the Registration Rights Agreement. Steven B. Klinsky and a related entity will have the right to "piggyback", or include their own registrable securities in such a registration.

AIV Holdings and the Investment Adviser may require New Mountain Finance to use its reasonable best efforts to register under the Securities Act of 1933 all or any portion of these registerable securities upon a "demand request". The demand registration rights are subject to certain limitations.

The Registration Rights Agreement includes limited blackout and suspension periods. In addition, AIV Holdings and the Investment Adviser may also require New Mountain Finance to file a shelf registration statement on Form N-2 for the resale of their registerable securities if New Mountain Finance is eligible to use Form N-2 at that time.

Holders of registerable securities have "piggyback" registration rights, including AIV Holdings, which means that these holders may include their respective shares in any future registrations of New Mountain Finance's equity securities, whether or not that registration relates to a primary offering by New Mountain Finance or a secondary offering by or on behalf of any of New Mountain Finance's stockholders. AIV Holdings, the Investment Adviser and Steven B. Klinsky (and a related entity) have priority over New Mountain Finance in any registration that is an underwritten offering.

**Combined Notes to the Consolidated Financial Statements of
New Mountain Finance Holdings, L.L.C.,
the Financial Statements of New Mountain Finance Corporation, and the Financial Statements
of New Mountain Finance AIV Holdings Corporation (Continued)**

December 31, 2011

Note 5. Agreements (Continued)

AIV Holdings, the Investment Adviser and Steven B. Klinsky (and a related entity) will be responsible for the expenses of any demand registration (including underwriters' discounts or commissions) and their pro-rata share of any "piggyback" registration. New Mountain Finance has agreed to indemnify AIV Holdings, the Investment Adviser and Steven B. Klinsky (and a related entity) with respect to liabilities resulting from untrue statements or omissions in any registration statement filed pursuant to the Registration Rights Agreement, other than untrue statements or omissions resulting from information furnished to New Mountain Finance by such parties. AIV Holdings, the Investment Adviser and Steven B. Klinsky (and a related entity) have also agreed to indemnify New Mountain Finance with respect to liabilities resulting from untrue statements or omissions furnished by them to New Mountain Finance relating to them in any registration statement.

Note 6. Related Parties

The Companies have entered into a number of business relationships with affiliated or related parties. New Mountain Finance and AIV Holdings own all the outstanding units of the Operating Company. As of December 31, 2011, New Mountain Finance and AIV Holdings own approximately 34.6% and 65.4%, respectively, of the units of NMF Holdings.

NMF Holdings has entered into an Investment Management Agreement with the Investment Adviser, a wholly-owned subsidiary of New Mountain Capital. Therefore, New Mountain Capital is entitled to any profits earned by the Investment Adviser, which includes any fees payable to the Investment Adviser under the terms of the Investment Management Agreement, less expenses incurred by the Investment Adviser in performing its services under the Investment Management Agreement.

The Companies have entered into an Administration Agreement, as amended and restated, with the Administrator, a wholly-owned subsidiary of New Mountain Capital. The Administrator arranges office space for the Companies and provides office equipment and administrative services necessary to conduct their respective day-to-day operations pursuant to the Administration Agreement, as amended and restated. NMF Holdings reimburses the Administrator for the allocable portion of overhead and other expenses incurred by it in performing its obligations to the Companies under the Administration Agreement, as amended and restated, including rent, the fees and expenses associated with performing administrative, finance and compliance functions, and the compensation of the Companies' chief financial officer and chief compliance officer and their respective staffs.

The Companies, the Investment Adviser and the Administrator have entered into a royalty-free Trademark License Agreement, as amended, with New Mountain Capital, L.L.C., pursuant to which New Mountain Capital, L.L.C. has agreed to grant the Companies, the Investment Adviser and the Administrator, a non-exclusive, royalty-free license to use the name "New Mountain" and "New Mountain Finance".

The Companies have adopted a formal code of ethics that governs the conduct of their respective officers and directors. These officers and directors also remain subject to the duties

**Combined Notes to the Consolidated Financial Statements of
New Mountain Finance Holdings, L.L.C.,
the Financial Statements of New Mountain Finance Corporation, and the Financial Statements
of New Mountain Finance AIV Holdings Corporation (Continued)**

December 31, 2011

Note 6. Related Parties (Continued)

imposed by the 1940 Act, the Delaware General Corporation Law and the Delaware Limited Liability Company Act.

The Investment Adviser and its affiliates may also manage other funds in the future that may have investment mandates that are similar, in whole and in part, with NMF Holdings' investment mandates. The Investment Adviser and its affiliates may determine that an investment is appropriate for NMF Holdings and for one or more of those other funds. In such event, depending on the availability of such investment and other appropriate factors, the Investment Adviser or its affiliates may determine that the Operating Company should invest side-by-side with one or more other funds. Any such investments will be made only to the extent permitted by applicable law and interpretive positions of the Securities and Exchange Commission and its staff, and consistent with the Investment Adviser's allocation procedures.

Concurrently with the IPO, New Mountain Finance sold an additional 2,172,000 shares of its common stock to certain executives and employees of, and other individuals affiliated with, New Mountain Capital in the Concurrent Private Placement.

Note 7. Borrowing Facilities

Holdings Credit Facility — The Loan and Security Agreement, as amended and restated, dated May 19, 2011 (the "Holdings Credit Facility") among NMF Holdings as the Borrower and Collateral Administrator, Wells Fargo Securities, L.L.C. as the Administrative Agent, and Wells Fargo Bank, National Association, as the Collateral Custodian, is structured as a revolving credit facility and matures on October 21, 2015. The maximum amount of revolving borrowings available under the Holdings Credit Facility is \$160,000,000. Under the original terms of the Holdings Credit Facility, the Operating Company is permitted to borrow up to 45.0% or 25.0% of the purchase price of pledged first lien or non-first lien debt securities, subject to approval by Wells Fargo Bank, National Association. On October 27, 2011, NMF Holdings entered into a second amendment to the Holdings Credit Facility, which permitted NMF Holdings to borrow up to 67.0% and 45.0% of the purchase price of specified first lien debt securities and specified non-first lien debt securities, respectively, subject to approval by Wells Fargo Bank, National Association. The credit facility is collateralized by all of the investments of NMF Holdings on an investment by investment basis. All fees associated with the origination or upsizing of the Holdings Credit Facility are capitalized on the Consolidated Statement of Assets, Liabilities, and Members' Capital and charged against income as other credit facility expenses over the life of the Holdings Credit Facility. The Holdings Credit Facility contains certain customary affirmative and negative covenants and events of default, including the occurrence of a change in control. In addition, the Holdings Credit Facility requires the Operating Company to maintain a minimum asset coverage ratio. However, the covenants are generally not tied to mark to market fluctuations in the prices of our investments, but rather to the performance of the underlying portfolio companies.

The Operating Company became a party to the Holdings Credit Facility upon the IPO of New Mountain Finance. The Holdings Credit Facility amends and restates the credit facility of the Predecessor Entities (the "Predecessor Credit Facility"). The Predecessor Credit Facility consisted

**Combined Notes to the Consolidated Financial Statements of
New Mountain Finance Holdings, L.L.C.,
the Financial Statements of New Mountain Finance Corporation, and the Financial Statements
of New Mountain Finance AIV Holdings Corporation (Continued)**

December 31, 2011

Note 7. Borrowing Facilities (Continued)

of two separate facilities. First, the Loan and Security Agreement dated October 21, 2009 among New Mountain Guardian (Leveraged), L.L.C. as the Collateral Manager, New Mountain Guardian Debt Funding, L.L.C. as the Borrower, Wells Fargo Securities, L.L.C. as the Administrative Agent, and Wells Fargo Bank, National Association, as the Collateral Custodian, was structured as a revolving credit facility that matured on October 21, 2014. The maximum amount of revolving borrowings available under this credit facility was \$112,500,000. Second, the Loan and Security Agreement dated November 19, 2009 among New Mountain Guardian Partners (Leveraged), L.L.C. as the Collateral Manager, New Mountain Guardian Partners Debt Funding, L.L.C. as the Borrower, Wells Fargo Securities, L.L.C. as the Administrative Agent, and Wells Fargo Bank, National Association, as the Collateral Custodian, is structured as a revolving credit facility that matures on October 21, 2014. The maximum amount of revolving borrowings available under this credit facility was \$7,500,000.

The Holdings Credit Facility (as well as the Predecessor Credit Facility) bears interest at a rate of LIBOR plus 3.0% per annum and charges a non-usage fee, based on the unused facility amount multiplied by the Non-Usage Fee Rate (as defined in the credit agreement). Interest expense and non-usage fees were \$2,043,267 and \$607,972, respectively, for the year ended December 31, 2011. Interest expense and non-usage fees were \$2,248,078 and \$320,848, respectively, for the year ended December 31, 2010. Interest expense and non-usage fees were \$420,723 and \$51,966, respectively, for the year ended December 31, 2009. The weighted average interest rate for the years ended December 31, 2011, December 31, 2010 and December 31, 2009 was 3.2%, 3.3% and 3.2%, respectively. The average debt outstanding for the years ended December 31, 2011, December 31, 2010 and December 31, 2009 was \$61,560,781, \$68,343,217 and \$65,014,057, respectively. The outstanding balance as of December 31, 2011, December 31, 2010 and December 31, 2009 was \$129,037,813, \$59,696,938 and \$77,744,675, respectively. As of December 31, 2011 and December 31, 2010, the Operating Company was in compliance with all financial and operational covenants required by the credit facilities existing on such dates.

SLF Credit Facility — The Operating Company's senior loan fund's Loan and Security Agreement, as amended and restated, dated October 27, 2010 (the "SLF Credit Facility") among NMF SLF as the Borrower, NMF Holdings as the Collateral Administrator, Wells Fargo Securities, L.L.C. as the Administrative Agent, and Wells Fargo Bank, National Association, as the Collateral Custodian, is structured as a revolving credit facility and matures on October 27, 2015. The maximum amount of revolving borrowings available under the SLF Credit Facility is \$175,000,000. The SLF Credit Facility is non-recourse to NMF Holdings and is secured by all assets owned by NMF SLF on an investment by investment basis. All fees associated with the origination or upsizing of the SLF Credit Facility are capitalized on the Consolidated Statement of Assets, Liabilities, and Members' Capital and charged against income as other credit facility expenses over the life of the SLF Credit Facility. The SLF Credit Facility contains certain customary affirmative and negative covenants and events of default, including the occurrence of a change in control. The covenants are generally not tied to mark to market fluctuations in the prices of our investments, but rather to the performance of the underlying portfolio companies.

**Combined Notes to the Consolidated Financial Statements of
New Mountain Finance Holdings, L.L.C.,
the Financial Statements of New Mountain Finance Corporation, and the Financial Statements
of New Mountain Finance AIV Holdings Corporation (Continued)**

December 31, 2011

Note 7. Borrowing Facilities (Continued)

The SLF Credit Facility permits borrowings of up to 67.0% of the purchase price of pledged debt securities subject to approval by Wells Fargo Bank, National Association. Due to a fifth amendment to the SLF Credit Facility on October 27, 2011, NMF SLF is no longer restricted from the purchase or sale of loans with an affiliate. Therefore, specified first lien loans can be moved as collateral between the Holdings Credit Facility and the SLF Credit Facility.

The SLF Credit Facility bears interest at a rate of LIBOR plus 2.25% per annum. A non-usage fee is paid, based on the unused facility amount multiplied by the Non-Usage Fee Rate (as defined in the credit agreement). Interest expense and non-usage fees were \$3,368,867 and \$94,500, respectively, for the year ended December 31, 2011. For the period October 7, 2010 (commencement of NMF SLF operations) through December 31, 2010, interest expense and non-usage fees for the SLF Credit Facility were \$127,325 and \$66,301, respectively. The weighted average interest rate for the year ended December 31, 2011 for the facility was 2.5%. The weighted average interest rate for the period October 7, 2010 (commencement of NMF SLF operations) through December 31, 2010 for each facility was 2.5%. The average debt outstanding for the years ended December 31, 2011 and December 31, 2010 was \$133,824,553 and \$27,672,121, respectively. The SLF Credit Facility did not exist for the full year ended December 31, 2010 and did not exist in the year ended December 31, 2009. The outstanding balance as of December 31, 2011 and December 31, 2010 was \$165,928,000 and \$56,936,000, respectively. As of December 31, 2011 and December 31, 2010, NMF SLF was in compliance with all financial and operational covenants required by the SLF Credit Facility.

Based on a comparison to similar BDC credit facilities, the terms and conditions of the Holdings Credit Facility and the SLF Credit Facility are representative of market. Additionally, both facilities have recently been amended and restated, and therefore examined by both the borrower and the lender.

Leverage risk factors — The Operating Company utilizes and may utilize leverage to the maximum extent permitted by the law for investment and other general business purposes. The Operating Company's lenders will have fixed dollar claims on certain assets that are superior to the claims of the Operating Company's unit holders, and therefore New Mountain Finance's common stockholders, and the Operating Company would expect such lenders to seek recovery against these assets in the event of a default. The use of leverage also magnifies the potential for gain or loss on amounts invested. Leverage may magnify interest rate risk (particularly on the Operating Company's fixed-rate investments), which is the risk that the prices of portfolio investments will fall or rise if market interest rates for those types of securities rise or fall. As a result, leverage may cause greater changes in the Operating Company's net asset value. Similarly, leverage may cause a sharper decline in the Operating Company's income than if the Operating Company had not borrowed. Such a decline could negatively affect the Operating Company's ability to make dividend payments to its unit holders. Leverage is generally considered a speculative investment technique. The Operating Company's ability to service any debt incurred will depend largely on financial performance and will be subject to prevailing economic conditions and competitive pressures.

**Combined Notes to the Consolidated Financial Statements of
New Mountain Finance Holdings, L.L.C.,
the Financial Statements of New Mountain Finance Corporation, and the Financial Statements
of New Mountain Finance AIV Holdings Corporation (Continued)**

December 31, 2011

Note 8. Regulation

New Mountain Finance and AIV Holdings intend to elect to be treated, and intend to comply with the requirements to qualify annually, as RICs under Subchapter M of the Code, commencing with the filing of their December 31, 2011 income tax returns. In order to qualify as RICs, among other things, New Mountain Finance and AIV Holdings are required to timely distribute to their stockholders at least 90.0% of investment company taxable income, as defined by the Code, for each year. New Mountain Finance and AIV Holdings, among other things, intend to make and continue to make the requisite distributions to their stockholders, which will generally relieve New Mountain Finance and AIV Holdings from U.S. federal, state, and local income taxes (excluding excise taxes which may be imposed under the Code). However, under certain circumstances, the distributions that the Operating Company makes to its members may not be sufficient for AIV Holdings to satisfy the annual distribution requirement necessary for AIV Holdings to qualify as a RIC. In that case, it is expected that Guardian AIV would consent to be treated as if it received distributions from AIV Holdings sufficient to satisfy the annual distribution requirement. Guardian AIV would be required to include the consent dividend in its taxable income as dividend from AIV Holdings, which would result in phantom (i.e., non-cash) taxable income to Guardian AIV.

Additionally as BDCs, the Companies must not acquire any assets other than "qualifying assets" specified in the 1940 Act unless, at the time the acquisition is made, at least 70.0% of its total assets are qualifying assets (with certain limited exceptions).

Note 9. Commitments and Contingencies

In the normal course of business, the Companies may enter into contracts that contain a variety of representations and warranties and which provide general indemnifications. The Operating Company may also enter into future funding commitments such as revolving credit facilities, bridge financing commitments, or delayed draw commitments. As of December 31, 2011, NMF Holdings had unfunded commitments on revolving credit facilities of \$22,698,500, outstanding bridge financing commitments of \$35,000,000 and other future funding commitments of \$4,250,632, all of which are disclosed on NMF Holdings' Consolidated Schedule of Investments. As of December 30, 2010, the Operating Company had \$12,198,500 in unfunded revolving credit facilities and no other unfunded future funding commitments.

The Operating Company also has revolving borrowings available under the Holdings Credit Facility and the SLF Credit Facility as of December 31, 2011. See Note 7, *Borrowing Facilities*, for details.

The Operating Company may from time to time enter into financing commitment letters. As of December 31, 2011 and December 31, 2010, the Operating Company did not enter into any commitment letters to purchase debt investments, which could require funding in the future.

Note 10. Distributions

Differences between taxable income and the results of operations for financial reporting purposes may be permanent or temporary in nature. Permanent differences are reclassified among capital accounts in the financial statements to reflect their tax character. Differences in classification

**Combined Notes to the Consolidated Financial Statements of
New Mountain Finance Holdings, L.L.C.,
the Financial Statements of New Mountain Finance Corporation, and the Financial Statements
of New Mountain Finance AIV Holdings Corporation (Continued)**

December 31, 2011

Note 10. Distributions (Continued)

may also result from the treatment of short-term gains as ordinary income for tax purposes. During the year ended December 31, 2011, New Mountain Finance did not have any reclassifications of amounts for book purposes arising from permanent book/tax differences. During the year ended December 31, 2011, AIV Holdings had reclassifications of amounts for book purposes arising from permanent book/tax differences related to consent dividends.

| | <u>New Mountain Finance</u> | <u>AIV Holdings</u> |
|--|-----------------------------|---------------------|
| Accumulated net investment income (loss) | \$ — | \$ (1,535,250) |
| Accumulated net realized gains (losses) on investments | — | — |
| Additional paid-in-capital | — | 1,535,250 |

For federal income tax purposes, distributions paid to stockholders of New Mountain Finance and AIV Holdings are reported as ordinary income, return of capital, long term capital gains or a combination thereof. The tax character of distributions paid by New Mountain Finance and AIV Holdings for the year ended December 31, 2011 were estimated to be as follows:

| | <u>New Mountain Finance</u> | <u>AIV Holdings</u> |
|--------------------|-----------------------------|----------------------|
| Ordinary income(a) | \$ 8,944,135 | \$ 14,694,056 |
| Capital gains | 255,879 | 2,696,811 |
| Return of capital | — | — |
| <u>Total</u> | <u>\$ 9,200,014</u> | <u>\$ 17,390,867</u> |

(a) Ordinary income is reported on Form 1099-DIV as non-qualified.

As of December 31, 2011, the costs of investments for New Mountain Finance and AIV Holdings for tax purposes were \$144,377,789 and \$275,360,096, respectively.

At December 31, 2011, the components of distributable earnings on a tax basis differ from the amounts reflected per New Mountain Finance's and AIV Holdings' respective Statements of Assets and Liabilities by temporary book/tax differences primarily arising from differences between the tax and book basis of New Mountain Finance's and AIV Holdings' respective investment in New Mountain Finance Holdings, L.L.C. and undistributed income.

As of December 31, 2011, the components of accumulated earning/(deficit) on a tax basis were as follows:

| | <u>New Mountain Finance</u> | <u>AIV Holdings</u> |
|---|-----------------------------|---------------------|
| Accumulated capital gain/(losses) | \$ — | \$ — |
| Other temporary differences | — | — |
| Undistributed ordinary income | 65,789 | 1,778,113 |
| Unrealized (appreciation)/depreciation | 822,725 | (886,315) |
| <u>Components of distributable earnings</u> | <u>\$ 888,514</u> | <u>\$ 891,798</u> |

**Combined Notes to the Consolidated Financial Statements of
New Mountain Finance Holdings, L.L.C.,
the Financial Statements of New Mountain Finance Corporation, and the Financial Statements
of New Mountain Finance AIV Holdings Corporation (Continued)**

December 31, 2011

Note 10. Distributions (Continued)

New Mountain Finance and AIV Holdings are subject to a 4.0% nondeductible federal excise tax on certain undistributed income unless New Mountain Finance and AIV Holdings distribute, in a timely manner as required by the Code, an amount at least equal to the sum of (1) 98.0% of their respective net ordinary income earned for the calendar year and (2) 98.2% of their respective capital gain net income for the one-year period ending October 31 in the calendar year. For the year ended December 31, 2011, both New Mountain Finance and AIV Holdings have no accrued estimated excise taxes.

Note 11. Stockholders' Equity

The table below illustrates the effect of certain transactions on the capital accounts of New Mountain Finance:

| | <u>Common Stock</u> | | <u>Paid in Capital in Excess of Par</u> | <u>Dividends Paid</u> | <u>Accumulated Undistributed Realized Gains</u> | <u>Net Unrealized Appreciation</u> | <u>Total Stockholders' Equity</u> |
|--|---------------------|-----------------------|---|---------------------------|---|--|---|
| | <u>Shares</u> | <u>Par Amount</u> | | | | | |
| Balance at December 31, 2010 | — | \$ — | \$ — | \$ — | \$ — | \$ — | \$ — |
| Issuances of common stock in the IPO(1) | 7,272,727 | 72,727 | 99,927,269 | — | — | — | 99,999,996 |
| Issuances of common stock in private placement(2) | 2,172,000 | 21,720 | 29,843,280 | — | — | — | 29,865,000 |
| Issuances of common stock to New Mountain Guardian Partners, L.P.(3) | 1,252,964 | 12,530 | 18,476,927 | — | — | — | 18,489,457 |
| Deferred offering costs allocated from New Mountain Finance Holdings, L.L.C. | — | — | (3,998,597) | — | — | — | (3,998,597) |
| Dividends paid | — | — | — | (9,200,014) | — | — | (9,200,014) |
| Net increase in stockholders' equity resulting from operations | — | — | — | — | 9,486,321 | 844,658 | 10,330,979 |
| Balance at December 31, 2011 | <u>10,697,691</u> | <u>\$106,977</u> | <u>\$144,248,879</u> | <u>\$(9,200,014)</u> | <u>\$ 9,486,321</u> | <u>\$ 844,658</u> | <u>\$145,486,821</u> |

- (1) On May 19, 2011, New Mountain Finance priced its IPO of 7,272,727 shares of common stock at a public offering price of \$13.75 per share.
- (2) Concurrently with the closing of the IPO and at the public offering price of \$13.75 per share, New Mountain Finance sold an additional 2,172,000 shares of its common stock to certain executives and employees of, and other individuals affiliated with, New Mountain Capital in the Concurrent Private Placement.
- (3) On May 19, 2011, New Mountain Finance issued 1,252,964 shares of common stock to New Mountain Guardian Partners, L.P. for their respective ownership interest in the Predecessor Entities.

**Combined Notes to the Consolidated Financial Statements of
New Mountain Finance Holdings, L.L.C.,
the Financial Statements of New Mountain Finance Corporation, and the Financial Statements
of New Mountain Finance AIV Holdings Corporation (Continued)**

December 31, 2011

Note 11. Stockholders' Equity (Continued)

The table below illustrates the effect of certain transactions on the capital accounts of AIV Holdings:

| | Common Stock | | Paid in Capital in Excess of Par | Dividends Paid | Distributions in Excess of Net Investment Income and Realized Gains | Net Unrealized Depreciation | Total Stockholders' Equity |
|---|--------------|---------------|---|-----------------------|--|-----------------------------------|----------------------------------|
| | Shares | Par Amount | | | | | |
| Balance at December 31, 2010 | — | \$ — | \$ — | \$ — | \$ — | \$ — | \$ — |
| Issuances of common stock to New Mountain Guardian AIV, L.P.(1) | 100 | 1 | 298,406,532 | — | — | — | 298,406,533 |
| Deferred offering costs allocated from New Mountain Finance Holdings, L.L.C. | — | — | (7,558,581) | — | — | — | (7,558,581) |
| Dividends paid | — | — | — | (17,390,867) | — | — | (17,390,867) |
| Net increase in stockholders' equity resulting from operations | — | — | — | — | 17,932,083 | (16,374,171) | 1,557,912 |
| Tax reclassifications related to consent dividends (See Note 10) | — | — | 1,535,250 | — | (1,535,250) | — | — |
| Balance at December 31, 2011 | <u>100</u> | <u>\$ 1</u> | <u>\$292,383,201</u> | <u>\$(17,390,867)</u> | <u>\$ 16,396,833</u> | <u>\$(16,374,171)</u> | <u>\$275,014,997</u> |

- (1) On May 19, 2011, AIV Holdings issued 100 shares of common stock to New Mountain Guardian AIV, L.P. for their respective ownership interest in the Predecessor Entities.

Note 12. Earnings Per Share

The following information sets forth the computation of basic and diluted net increase in New Mountain Finance's net assets per share resulting from operations for the period May 19, 2011 to December 31, 2011:

| | May 19, 2011 (commencement of operations) to December 31, 2011 |
|--|---|
| Numerator for basic earnings per share: | \$ 10,330,979 |
| Denominator for basic weighted average share: | 10,697,691 |
| Basic earnings per share: | \$ 0.97 |
| Numerator for diluted earnings per share(a): | \$ 11,880,504 |
| Denominator for diluted weighted average share(b): | 30,919,629 |
| Diluted earnings per share: | \$ 0.38 |

- (a) Includes full income at the Operating Company for the period. New Mountain Finance's unrealized appreciation in the Operating Company resulting from the IPO is netted against AIV Holdings' unrealized depreciation in the Operating Company resulting from the IPO.
- (b) Assumes AIV Holdings exchanges its units in the Operating Company for public shares of New Mountain Finance on May 19, 2011 (see Note 1, *Formation and Business Purpose*).

**Combined Notes to the Consolidated Financial Statements of
New Mountain Finance Holdings, L.L.C.,
the Financial Statements of New Mountain Finance Corporation, and the Financial Statements
of New Mountain Finance AIV Holdings Corporation (Continued)**

December 31, 2011

Note 13. Financial Highlights

The following information sets forth the financial highlights for the Operating Company for the respective years ended December 31.

| | <u>Year ended December 31,</u> | | | <u>Period from</u> |
|---|--------------------------------|---------------|---------------|---|
| | <u>2011</u> | <u>2010</u> | <u>2009</u> | <u>October 29, 2008</u> <u>(commencement of</u> <u>operations) to</u> <u>December 31, 2008</u> |
| Total return based on net asset value(a) | 10.09% | 26.54% | 76.38% | NM |
| Average net assets for the period | \$361,030,642 | \$245,951,174 | \$195,467,257 | \$ 7,249,648 |
| Ratio to average net assets: | | | | |
| Net investment income | 10.67% | 15.23% | 10.44% | 9.44%(b) |
| Total expenses (gross) | 5.59% | 1.59% | 0.72% | —% |
| Total expenses (net of reimbursable expenses) | 4.99% | 1.59% | 0.72% | —% |
| Net assets, end of year | \$420,501,818 | \$241,927,261 | \$239,440,683 | \$ 30,353,903 |
| Average debt outstanding — Holdings Credit Facility | \$ 61,560,781 | \$ 68,343,217 | \$ 65,014,057 | N/A |
| Average debt outstanding — SLF Credit Facility | \$133,824,553 | \$ 27,672,121 | N/A | N/A |
| Weighted average shares outstanding | 30,919,629 | N/A | N/A | N/A |
| Asset coverage ratio | 242.56% | 307.43% | 407.98% | N/A |
| Portfolio turnover | 42.13% | 76.69% | 57.50% | 0.22% |

(a) For the year ended December 31, 2011, total return is calculated in two parts: (1) from the opening of the first day of the year to New Mountain Finance's IPO date, total return is calculated based on net income over weighted average net assets and (2) from New Mountain Finance's IPO date to the last day of the year, total return is calculated assuming a purchase at net asset value on New Mountain Finance's IPO date and a sale at net asset value on the last day of the year. Dividends and distributions, if any, are assumed for purposes of this calculation, to be reinvested at the net asset value on the last day of the respective quarter. For the years ended December 31, 2010 and December 31, 2009, total return is the ratio of net income compared to capital, adjusted for capital contributions and distributions.

(b) Ratio to average net assets has been annualized.

NM — Total return from commencement of operations through December 31, 2008 was deemed not meaningful due to the scaling of operations during this short time period.

N/A — Not applicable.

**Combined Notes to the Consolidated Financial Statements of
New Mountain Finance Holdings, L.L.C.,
the Financial Statements of New Mountain Finance Corporation, and the Financial Statements
of New Mountain Finance AIV Holdings Corporation (Continued)**

December 31, 2011

Note 13. Financial Highlights (Continued)

| | <u>May 19, 2011 to December 31, 2011(a)</u> | |
|--|---|--------------|
| Per unit data for the Operating Company: | | |
| Net asset value, May 19, 2011 | \$ | 14.08 |
| Net investment income | | 0.78 |
| Net realized and unrealized loss | | (0.40) |
| Dividends paid | | (0.86) |
| Net decrease in net assets resulting from operations | | (0.48) |
| Net asset value, December 31, 2011 | \$ | <u>13.60</u> |

(a) Data presented from May 19, 2011 forward as the Operating Company became unitized on that date, the IPO date.

**Combined Notes to the Consolidated Financial Statements of
New Mountain Finance Holdings, L.L.C.,
the Financial Statements of New Mountain Finance Corporation, and the Financial Statements
of New Mountain Finance AIV Holdings Corporation (Continued)**

December 31, 2011

Note 13. Financial Highlights (Continued)

The following information sets forth the financial highlights for New Mountain Finance for the period May 19, 2011 to December 31, 2011. The ratios to average net assets have been annualized.

| | Period ended December 31, 2011 |
|---|---|
| Per share data: | |
| Net asset value, beginning of period | \$ 13.50 |
| Net increase (decrease) in net assets resulting from operations allocated from New Mountain Finance Holdings, L.L.C.: | |
| Net investment income | 0.78 |
| Net realized and unrealized gain (loss) | (0.40) |
| Total net increase | 0.38 |
| Unrealized appreciation in New Mountain Finance Holdings, L.L.C. resulting from public offering price | 0.58 |
| Dividends paid | (0.86) |
| Net asset value, end of period | \$ 13.60 |
| Per share market value, end of period | \$ 13.41 |
| Total return based on market value(a) | 4.16% |
| Total return based on net asset value(b) | 2.82% |
| Average net assets for the period | \$ 147,765,945 |
| Ratio to average net assets: | |
| Total expenses allocated from New Mountain Finance Holdings, L.L.C. | 5.79% |
| Net investment income allocated from New Mountain Finance Holdings, L.L.C. | 9.08% |

- (a) Total return is calculated assuming a purchase of common stock at IPO and a sale on the closing of the last business day of the period. Dividends and distributions, if any, are assumed for purposes of this calculation, to be reinvested at prices obtained under New Mountain Finance's dividend reinvestment plan.
- (b) Total return is calculated assuming a purchase at net asset value on the opening of the first day of the period and a sale at net asset value on the last day of the period. Dividends and distributions, if any, are assumed for purposes of this calculation, to be reinvested at the net asset value on the last day of the respective quarter.

**Combined Notes to the Consolidated Financial Statements of
New Mountain Finance Holdings, L.L.C.,
the Financial Statements of New Mountain Finance Corporation, and the Financial Statements
of New Mountain Finance AIV Holdings Corporation (Continued)**

December 31, 2011

Note 13. Financial Highlights (Continued)

The following information sets forth the financial highlights for AIV Holdings for the period May 19, 2011 to December 31, 2011. The ratios to average net assets have been annualized.

| | Period Ended December 31, 2011 |
|--|---|
| Total return based on net asset value(a) | (5.44)% |
| Average net assets for the period | \$ 279,323,246 |
| Ratio to average net assets: | |
| Total expenses | 5.79% |
| Net investment income | 9.08% |

- (a) Total return is calculated assuming a purchase at net asset value on the opening of the first day of the period and a sale at net asset value on the last day of the period. Dividends and distributions, if any, are assumed for purposes of this calculation, to be reinvested at net asset value on the last day of the respective quarter.

**Combined Notes to the Consolidated Financial Statements of
New Mountain Finance Holdings, L.L.C.,
the Financial Statements of New Mountain Finance Corporation, and the Financial Statements
of New Mountain Finance AIV Holdings Corporation (Continued)**

December 31, 2011

Note 14. Selected Quarterly Financial Data (unaudited)

The below selected quarterly financial data is for the Operating Company.

| Quarter Ended | Investment Income | | Net Investment Income | | Total Net Realized Gains and Net Change in Unrealized Appreciation (Depreciation) of Investments | | Net Increase (Decrease) in Capital Resulting from Operations | |
|--------------------|--|----------|-----------------------|----------|--|----------|--|----------|
| | Total | Per Unit | Total | Per Unit | Total | Per Unit | Total | Per Unit |
| | (in thousands except for per share data) | | | | | | | |
| December 31, 2011 | \$ 17,127 | \$ 0.55 | \$ 9,541 | \$ 0.31 | \$ 8,316 | \$ 0.27 | \$ 17,857 | \$ 0.58 |
| September 30, 2011 | 15,069 | 0.49 | 10,002 | 0.32 | (21,255) | (0.68) | (11,253) | (0.36) |
| June 30, 2011 | 13,116 | 0.42 | 9,554 | 0.31 | (899) | (0.03) | 8,655 | 0.28 |
| March 31, 2011 | 11,212 | N/A | 9,429 | N/A | 6,990 | N/A | 16,419 | N/A |
| December 31, 2010 | \$ 9,820 | N/A | \$ 8,335 | N/A | \$ 7,978 | N/A | \$ 16,313 | N/A |
| September 30, 2010 | 13,881 | N/A | 13,145 | N/A | 5,560 | N/A | 18,705 | N/A |
| June 30, 2010 | 8,597 | N/A | 7,777 | N/A | (5,349) | N/A | 2,428 | N/A |
| March 31, 2010 | 9,077 | N/A | 8,208 | N/A | 18,138 | N/A | 26,346 | N/A |
| December 31, 2009 | \$ 7,617 | N/A | \$ 6,617 | N/A | \$ 1,617 | N/A | \$ 8,234 | N/A |
| September 30, 2009 | 6,148 | N/A | 6,030 | N/A | 33,709 | N/A | 39,739 | N/A |
| June 30, 2009 | 5,092 | N/A | 4,877 | N/A | 42,562 | N/A | 47,439 | N/A |
| March 31, 2009 | 2,910 | N/A | 2,883 | N/A | 27,385 | N/A | 30,268 | N/A |

N/A — Not applicable, as the Operating Company was not unitized until May 19, 2011.

The below selected quarterly financial data is for New Mountain Finance.

| Quarter Ended | Net Investment Income allocated from NMF Holdings | | Total Net Realized and Unrealized Gains (Losses) | | Net Increase (Decrease) in Capital Resulting from Operations | |
|--------------------|---|----------|--|----------|--|----------|
| | Total | Per Unit | Total | Per Unit | Total | Per Unit |
| | (in thousands) | | | | | |
| December 31, 2011 | \$ 3,301 | \$ 0.31 | \$ 2,877 | \$ 0.27 | \$ 6,178 | \$ 0.58 |
| September 30, 2011 | 3,460 | 0.32 | (7,353) | (0.68) | (3,893) | (0.36) |
| June 30, 2011 | 1,584 | 0.15 | 6,462 | 0.60 | 8,046 | 0.75 |
| March 31, 2011 | N/A | N/A | N/A | N/A | N/A | N/A |

N/A — Not applicable, as New Mountain Finance did not commence operations until May 19, 2011.

**Combined Notes to the Consolidated Financial Statements of
New Mountain Finance Holdings, L.L.C.,
the Financial Statements of New Mountain Finance Corporation, and the Financial Statements
of New Mountain Finance AIV Holdings Corporation (Continued)**

December 31, 2011

Note 14. Selected Quarterly Financial Data (unaudited) (Continued)

The below selected quarterly financial data is for AIV Holdings.

| <u>Quarter Ended</u> | <u>Net Investment Income allocated from NMF Holdings</u> | <u>Total Net Realized and Unrealized Gains (Losses) (in thousands)</u> | <u>Net Increase (Decrease) in Capital Resulting from Operations</u> |
|----------------------|--|--|---|
| December 31, 2011 | \$ 6,240 | \$ 5,439 | \$ 11,679 |
| September 30, 2011 | 6,542 | (13,902) | (7,360) |
| June 30, 2011 | 2,994 | (5,755) | (2,761) |
| March 31, 2011 | N/A | N/A | N/A |

N/A — Not applicable, as AIV Holdings did not commence operations until May 19, 2011.

Note 15. Recent Accounting Standards Updates

In May 2011, the Financial Accounting Standards Board ("FASB") issued Accounting Standards Update No. 2011-04, *Amendments to Achieve Common Fair Value Measurement and Disclosure Requirements in U.S. GAAP and IFRSs* ("ASU 2011-04"), which provides clarification about how to measure fair value and improves comparability of fair value measurements presented and disclosed in accordance with GAAP and International Financial Reporting Standards. The amendments included in ASU 2011-04 clarify the FASB's intent about the application of existing fair value measurement and disclosure requirements outlined in ASC 820, as well as include some instances of changes to particular principles or requirements. ASU 2011-04 clarifies that (i) the concept of the highest and best use valuation premise applies only to nonfinancial assets, (ii) instruments classified in stockholders' equity should be valued from the perspective of a market participant that holds that instrument as an asset, and (iii) quantitative information should be disclosed about unobservable inputs used in a fair value measurement that is categorized within Level III of the fair value hierarchy. ASU 2011-04 changes the guidance in (i) permitting an exception to ASC 820 by allowing an entity to measure the fair value of a group of financial assets and financial liabilities exposed to market and credit risks to be consistent with the entity's net risk exposures, instead of gross risk, (ii) applying premiums and discounts in a fair value measurement lacking a Level I inputs to be consistent with the ASC 820 requirements of fair value measurement but that applying premiums and discounts in a fair value measurement related to size as a characteristic of the holding rather than as a characteristic of the asset or liability is not permitted, and (iii) requiring additional disclosures about fair value measurements categorized within Level III of the fair value hierarchy, including the valuation processes used and the sensitivity of the fair value measurement to changes in unobservable inputs and the interrelationships between those unobservable inputs. ASU 2011-04 is effective for the interim and annual periods beginning after December 15, 2011. The Companies are currently assessing the impact that adoption of ASU 2011-04 will have on the financial statements.

**Combined Notes to the Consolidated Financial Statements of
New Mountain Finance Holdings, L.L.C.,
the Financial Statements of New Mountain Finance Corporation, and the Financial Statements
of New Mountain Finance AIV Holdings Corporation (Continued)**

December 31, 2011

Note 16. Subsequent Events

On February 23, 2012, AIV Holdings' board of directors and the sole stockholder of AIV Holdings approved an Amended and Restated Certificate of Incorporation of AIV Holdings, which reduced the total amount of shares of all classes of capital stock which AIV Holdings will have the authority to issue to 100 shares of common stock, par value \$0.01 per share.

On March 7, 2012, the Operating Company's board of directors, and subsequently New Mountain Finance's board of directors, declared a first quarter 2012 distribution of \$0.32 per unit/share payable on March 30, 2012 to holders of record as of March 15, 2012. As of this record date, New Mountain Finance and AIV Holdings own 10,697,691 units and 20,221,938 units, respectively, of the Operating Company and therefore will receive a total dividend of \$3,423,261 and \$6,471,020, respectively. Subsequently, AIV Holdings' board of directors declared a total dividend of \$6,471,020 payable on March 30, 2012 to holders of record as of March 15, 2012.

6,000,000 Shares

New Mountain Finance Corporation

Common Stock

PRELIMINARY PROSPECTUS SUPPLEMENT

Goldman, Sachs & Co.

Wells Fargo Securities

Morgan Stanley

Baird

Keefe, Bruyette & Woods
A Stifel Company

BB&T Capital Markets

Janney Montgomery Scott

Oppenheimer & Co.
